



Overdose Report: May-20

Lowell, MA

Overdoses: 119 or 3.8 per day

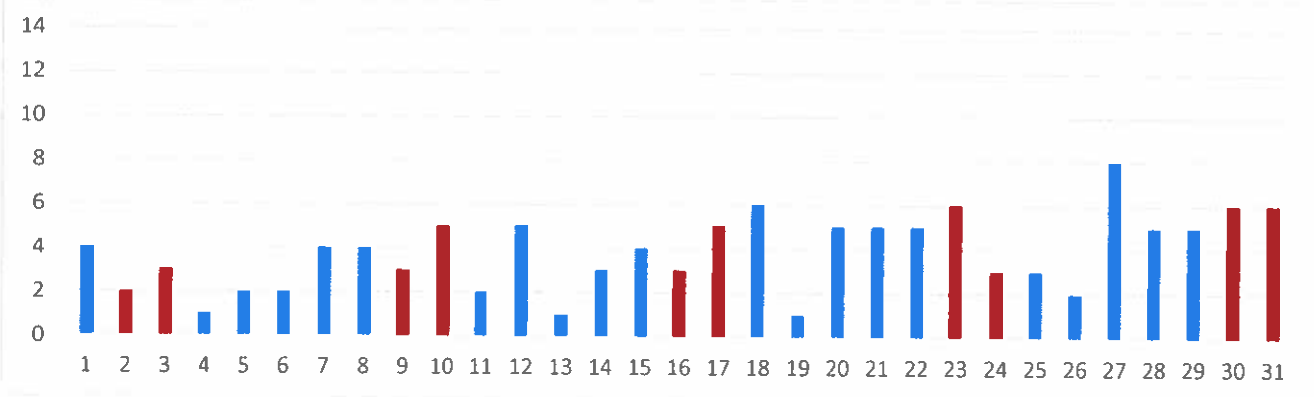
Day of the week:

Day	Mon	Tue	Wed	Thu	Fri	Sat	Sun
Count	12	10	16	17	22	20	22
Average	3.0	2.5	4.0	4.3	4.4	4.0	4.4

119

Day of the month:

Note: Red columns are Saturdays and Sundays



Hour of the day:

0	1	2	3	4	5	6	7	8	9	10	11	12	13	14	15	16	17	18	19	20	21	22	23
3	8	2	1	3	1	2	4	1	0	7	10	4	6	5	3	7	9	8	9	6	9	6	5

119

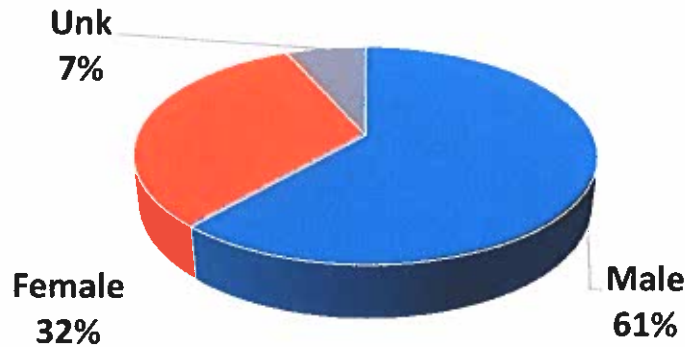
Section of the city:

Neighborhood	Count
Acre	11
Back Central	30
Belvidere	8
Centralville	11
Downtown	24
Highlands	7
Lower Belvidere	3
Lower Highlands	10
Pawtucketville	7
Sacred Heart	5
South Lowell	3

119

Profile of patient

Sex	Count	Avg Age	Range
Female	38	42	21-78
Male	73	39	15-79



Age	#
12 and U	0
13-15	1
16-17	0
18-21	3
22	3
23	3
24	0
25	3
26	1
27	2
28	5
29	8
30	2
31	3
32	5
33	6
34	2
35	2
36	5
37	5
38	4
39	0
40	4
41	2
42	1
43	2
44	2
45	0
46	2
47	3
48	2
49	3
50	2
51-55	6
56-60	8
61-65	3
66-70	2
71 and up	5
Unk	9

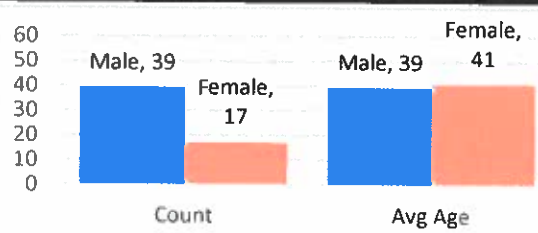
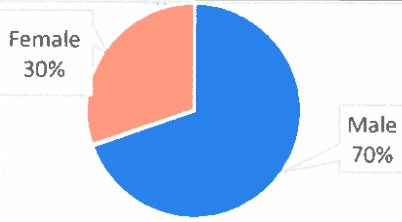
19-May	19-Jun	19-Jul	19-Aug	19-Sep	19-Oct	19-Nov	19-Dec	20-Jan	20-Feb	20-Mar	20-Apr	20-May
111	93	97	100	83	107	73	95	78	84	75	96	119
3.6	3.1	3.1	3.2	2.8	3.5	2.4	3.1	2.5	2.9	2.4	3.2	3.8



Categorized Opiate Report: May-20 Lowell, MA

Priority of patient

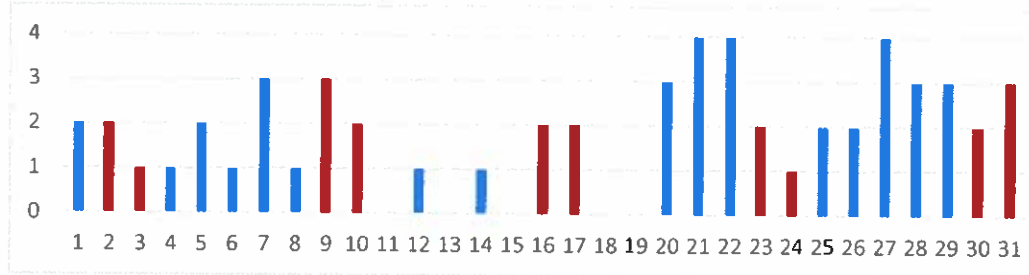
Priority 1	31
Priority 2	10
Priority 3	16



Age	Count
12 and U	0
13-15	0
16-17	0
18-21	1
22	0
23	1
24	0
25	2
26	1
27	1
28	2
29	3
30	2
31	1
32	3
33	6
34	2
35	1
36	4
37	2
38	2
39	0
40	0
41	0
42	0
43	1
44	2
45	0
46	1
47	1
48	1
49	3
50	2
51-55	2
56-60	5
61-65	2
66+	1
Unk	2

Day of the week:	#	Avg
Mon	3	0.8
Tue	5	1.3
Wed	8	2.0
Thu	11	2.8
Fri	10	2.0
Sat	11	2.2
Sun	9	1.8

Day of the month: Red are weekends (below)



Hour of the day:	0	1	2	3	4	5	6	7	8	9	10	11	12	13	14	15	16	17	18	19	20	21	22	23	30
	2	4	1	0	1	0	1	1	0	0	2	5	3	2	2	2	5	5	4	6	2	5	3	1	31

Location of patient	#	Narcan used by:	Narcan doses
Private Residence	19	Lowell FD 8 Lowell PD 4	1-2mg - 9
Public Location- Inside	1	Trinity ALS 0 Trinity BLS 16	4-6mg - 13
Public Location- Outside	34	LGH ALS 4 Other 7	8mg+ - 9
Residential Instituion	2	Park Ranger 0	

Neighborhood	Acre - 4 Back Central - 21 Belvidere - 4 Centralville - 2 Downtown - 14
Highlands - 2 Lwr Belvidere - 1 Lwr Highlands - 3 Pawtucketville - 1 Sacred Heart - 4 Unknown - 1	

Home town of pt	Andover - 1, Boston - 1, Chelmsford - 1, Groton - 1, Haverhill - 2, Lowell - 44, Nashua - 1, North Chelmsford - 1, Scituate - 1, Tewksbury - 1, Tyngsboro - 1, Unknown - 2
-----------------	--

Last 12 months All ORI calls												
19-May	19-Jun	19-Jul	19-Aug	19-Sep	19-Oct	19-Nov	19-Dec	20-Jan	20-Feb	20-Mar	20-Apr	20-May
46	44	46	35	46	52	36	37	32	31	28	48	57
1.5	1.5	1.5	1.1	1.5	1.7	1.2	1.2	1.0	1.1	0.9	1.6	1.8

Last 12 months Priority 1 only												
19-May	19-Jun	19-Jul	19-Aug	19-Sep	19-Oct	19-Nov	19-Dec	20-Jan	20-Feb	20-Mar	20-Apr	20-May
25	30	26	26	27	34	23	27	21	17	19	26	31
0.8	1.0	0.8	0.8	0.9	1.1	0.8	0.9	0.7	0.6	0.6	0.9	1.0

ORI - daily average						Priority 1 only- daily average					
	Q1	Q2	Q3	Q4	Yr avg		Q1	Q2	Q3	Q4	Yr avg
2012	0.5	0.8	0.7	0.6	0.7	2013	0.1	0.2	0.3	0.3	0.2
2013	0.7	1.2	1.1	0.6	0.9	2013	0.3	0.4	0.5	0.2	0.3
2014	0.8	1.4	1.6	1.4	1.3	2014	0.3	0.6	0.8	0.9	0.7
2015	1.4	1.7	1.9	1.4	1.6	2015	0.8	0.7	0.9	0.8	0.8
2016	1.7	1.6	2.0	2.3	1.9	2016	1.0	1.0	0.9	1.3	1.0
2017	2.0	2.3	2.8	1.8	2.2	2017	1.2	1.4	1.6	1.0	1.3
2018	2.1	2.0	2.6	2.2	2.2	2018	1.2	1.1	1.3	1.4	1.3
2019	1.5	1.5	1.4	1.4	1.5	2019	0.7	0.9	0.9	0.9	0.9
2020	1.0	1.7				2020	0.6	0.9			



The following data is from Trinity EMS electronic Patient Care Reports. This data is from calls in all 13 communities Trinity provides service for. Only data from May 2020 opioid related calls are included

Trinity EMS Inc provides EMS services for the following communities in MA: Boxford, Chelmsford, Dunstable, Groveland, Haverhill, Lowell, and Dracut. In NH: Atkinson, Danville, Hampstead, Newton, Plaistow, and Sandown.

Only opiate overdoses that Trinity EMS Inc responded to are included. If someone from one of the communities listed above overdosed in another community not listed, it will not be represented in this data set.

System wide, Trinity treated 80 patients with an opioid related issue in May 2020.

Row Labels	Count of Date
LOWELL	46
HAVERHILL	9
(blank)	7
TEWKSBURY	1
SALEM	1
NORTH CHELMSFORD	1
CHELMSFORD	1
SCITUATE	1
GROTON	1
NORTH BILLERICA	1
HAMPTON	1
ROCHESTER	1
BOSTON	1
SALISBURY	1
LONDONDERRY	1
SEABROOK	1
TYNGSBORO	1
BRADFORD	1
ATKINSON	1
ANDOVER	1
NASHUA	1
Grand Total	80