



Bryan Perry
City Auditor

To: Mayor Samaras
And Members of City Council

From: Bryan Perry, City Auditor

Date: November 7, 2018

Re: September Year to Date Budget Report

Attached please find a copy of the Year to Date Budget Report through the month ending September 30, 2018.

Please let me know if you would like to discuss this report.


Thank you,

Bryan Perry, CPA
City Auditor

Cc: Eileen M. Donoghue, City Manager
Conor Baldwin, CFO

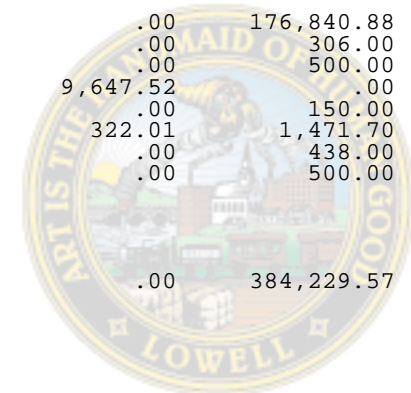
FOR 2019 03

	ORIGINAL APPROP	TRANFRS/ ADJSTMTS	REVISED BUDGET	YTD EXPENDED	ENCUMBRANCES	AVAILABLE BUDGET	PCT USED
1 GENERAL GOVERNMENT							
111 CITY COUNCIL							
01114151 511000 SALARIES - PERMANE	230,000	0	230,000	53,076.96	.00	176,923.04	23.1%
01114153 531702 ADVERTISING	7,500	2,178	9,678	3,888.32	5,789.84	.00	100.0%
121 MAYOR							
01214151 511000 SALARIES - PERMANE	47,377	0	47,377	10,788.60	.00	36,588.40	22.8%
01214153 536700 MAYOR'S PORTRAIT	3,500	2,553	6,053	.00	2,553.00	3,500.00	42.2%
01214154 544400 OFFICE SUPPLIES	1,900	1,128	3,028	.00	1,128.25	1,900.00	37.3%
01214157 570702 TRANS REIMBURS.& S	10,000	0	10,000	.00	.00	10,000.00	.0%
01214157 573404 OFFICE OPERATIONS	2,000	0	2,000	.00	.00	2,000.00	.0%
123 CITY MANAGER							
01234151 511000 SALARIES - PERMANE	494,451	0	494,451	97,137.91	.00	397,313.09	19.6%
01234151 514900 SW SICK LEAVE INCE	1,400,000	0	1,400,000	66,461.86	.00	1,333,538.14	4.7%
01234153 520100 SCHOOL-ELECTRICITY	2,323,000	0	2,323,000	545,301.34	.00	1,777,698.66	23.5%
01234153 520101 SCHOOL-HEATING/GAS	1,293,000	0	1,293,000	1,685.97	.00	1,291,314.03	.1%
01234153 520500 REPAIR & MAINT-EQU	500	0	500	.00	.00	500.00	.0%
01234153 525100 LEASING EQUIP. & S	1,600	0	1,600	.00	.00	1,600.00	.0%
01234153 525700 MEDICAD REIMB.EXPE	100,000	16,841	116,841	.00	66,840.62	50,000.00	57.2%
01234153 530000 PROFESSIONAL SERVI	30,000	6,132	36,132	10,000.00	6,132.00	20,000.00	44.6%
01234153 531702 ADVERTISING	2,000	0	2,000	.00	.00	2,000.00	.0%
01234154 544400 OFFICE SUPPLIES	5,000	0	5,000	1,263.58	1,236.47	2,499.95	50.0%
01234157 570400 MASS MUNICIPAL ASS	17,000	0	17,000	.00	15,798.00	1,202.00	92.9%
01234157 570701 IN-STA TRAVEL REIM	1,000	0	1,000	20.00	.00	980.00	2.0%
01234157 570702 TRANS REIMBURS.& S	5,000	0	5,000	46.45	.00	4,953.55	.9%
01234157 570703 CONFERENCES/SEMINA	5,000	0	5,000	.00	999.00	4,001.00	20.0%
01234160 572300 OUT OF STATE TRAVE	5,000	0	5,000	.00	.00	5,000.00	.0%
01234170 589166 OFFICE FURNITURE &	500	0	500	.00	.00	500.00	.0%
01237056 561100 SALARY RESERVE	1,614,853	0	1,614,853	.00	.00	1,614,853.00	.0%
01237056 561700 CONTINGENCY	400,000	-29,600	370,400	.00	.00	370,400.00	.0%
01237754 540900 DATA PROC-EQUIP &	400	0	400	.00	.00	400.00	.0%
01237757 570401 DUES & SUBSCRIPTIO	2,000	0	2,000	635.00	.00	1,365.00	31.8%
01237951 511000 SALARIES - PERMANE	108,145	0	108,145	1,249.98	.00	106,895.02	1.2%
01237951 515005 STIPEND	10,000	0	10,000	1,249.98	.00	8,750.02	12.5%




FOR 2019 03

	ORIGINAL APPROP	TRANFRS/ ADJSTMTS	REVISED BUDGET	YTD EXPENDED	ENCUMBRANCES	AVAILABLE BUDGET	PCT USED
01237953 530002 CONTRACTED SERVICE	153,831	0	153,831	22,542.53	131,287.97	.50	100.0%
01237954 545300 MISC-SUPPLIES-OTHE	500	0	500	.00	.00	500.00	.0%
01237957 570401 DUES & SUBSCRIPTIO	100	0	100	.00	.00	100.00	.0%
01237975 588200 EQUIPMENT - OTHER	50,000	0	50,000	50,000.00	.00	.00	100.0%
01238153 525004 PROF AUDITORIUM MA	190,000	0	190,000	100,000.00	90,000.00	.00	100.0%
01238153 530210 MERRIMACK REPERTOR	25,000	0	25,000	.00	.00	25,000.00	.0%
01238153 531700 MARKETING	200,000	0	200,000	22,829.09	37,261.75	139,909.16	30.0%
01238153 535903 LOWELL FESTIVAL	80,000	0	80,000	47,012.45	.00	32,987.55	58.8%
<hr/> 124 CULTURAL AFFAIRS/SPEC EVENTS <hr/>							
01244151 511000 SW SALARIES PERMAN	185,633	0	185,633	42,582.01	.00	143,050.99	22.9%
<hr/> 133 FINANCE DEPT <hr/>							
01334151 511000 SW SALARIES PERMAN	256,520	0	256,520	62,417.75	.00	194,102.25	24.3%
01334154 544400 OFFICE SUPPLIES	1,500	0	1,500	.00	.00	1,500.00	.0%
<hr/> 135 CITY AUDITING <hr/>							
01354151 511000 SALARIES - PERMANE	475,018	0	475,018	109,531.10	.00	365,486.90	23.1%
01354153 525005 INDEPENDENT AUDIT	50,000	0	50,000	22,000.00	28,000.00	.00	100.0%
01354153 525100 LEASING EQUIP. & S	1,800	0	1,800	.00	1,692.00	108.00	94.0%
01354154 541700 FORMS & SUPPLIES	5,000	0	5,000	.00	250.00	4,750.00	5.0%
01354157 570500 LICENSE & FEES	200	0	200	90.00	.00	110.00	45.0%
01354157 570701 IN-STA TRAVEL REIM	1,500	0	1,500	.00	.00	1,500.00	.0%
01354257 571904 INS. PREMIUMS - BO	100	0	100	.00	.00	100.00	.0%
<hr/> 138 PURCHASING <hr/>							
01384151 511000 SALARIES - PERMANE	229,308	0	229,308	52,467.12	.00	176,840.88	22.9%
01384151 514800 SW LONGEVITY	306	0	306	.00	.00	306.00	.0%
01384153 520500 REPAIR & MAINT-EQU	500	0	500	.00	.00	500.00	.0%
01384153 531702 ADVERTISING	12,000	0	12,000	2,352.48	9,647.52	.00	100.0%
01384153 531800 PRINTING & BINDIN	150	0	150	.00	.00	150.00	.0%
01384154 544400 OFFICE SUPPLIES	2,000	0	2,000	206.29	322.01	1,471.70	26.4%
01384157 570401 DUES & SUBSCRIPTIO	1,000	0	1,000	562.00	.00	438.00	56.2%
01384157 570702 TRANS REIMBURS.& S	500	0	500	.00	.00	500.00	.0%
<hr/> 141 ASSESSORS <hr/>							
01414151 511000 SALARIES - PERMANE	499,773	0	499,773	115,543.43	.00	384,229.57	23.1%



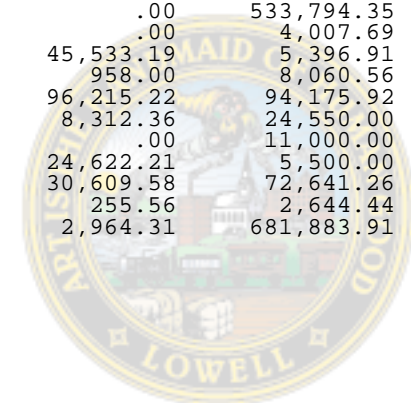
FOR 2019 03

	ORIGINAL APPROP	TRANFRS/ ADJSTMTS	REVISED BUDGET	YTD EXPENDED	ENCUMBRANCES	AVAILABLE BUDGET	PCT USED
01414151 514800 S & W LONGEVITY	360	0	360	.00	.00	360.00	.0%
01414153 520500 REPAIR & MAINT-EQU	1,300	0	1,300	604.40	.00	695.60	46.5%
01414153 530010 APPRAISALS	15,000	0	15,000	.00	.00	15,000.00	.0%
01414153 530022 PROF SERVICE-REVAL	25,000	10,000	35,000	10,000.00	.00	25,000.00	28.6%
01414153 531702 ADVERTISING	1,200	605	1,805	.00	605.00	1,200.00	33.5%
01414153 531800 PRINTING & BINDIN	1,500	13	1,513	375.00	12.80	1,125.00	25.6%
01414154 540900 DATA PROC-EQUIP &	1,000	0	1,000	.00	.00	1,000.00	.0%
01414154 544400 OFFICE SUPPLIES	1,500	0	1,500	.00	.00	1,500.00	.0%
01414157 531904 TUITION REIMBURSEM	1,000	0	1,000	.00	.00	1,000.00	.0%
01414157 570401 DUES & SUBSCRIPTIO	2,000	0	2,000	337.00	.00	1,663.00	16.9%
01414157 570702 TRANS REIMBURS. & S	10,000	0	10,000	2,339.97	135.00	7,525.03	24.7%
01414157 573400 MISCELLANEOUS CHAR	750	0	750	152.97	.00	597.03	20.4%
01414170 589166 OFFICE FURNITURE &	750	66	816	.00	65.68	750.00	8.1%
01414253 520704 DATA PROCESSING-SP	1,200	0	1,200	.00	.00	1,200.00	.0%
01414253 525100 LEASING EQUIP. & S	900	0	900	.00	.00	900.00	.0%
145 TREASURER							
01454151 511000 SALARIES - PERMANE	574,165	0	574,165	130,170.93	.00	443,994.07	22.7%
01454153 520500 REPAIR & MAINT-EQU	1,500	0	1,500	.00	.00	1,500.00	.0%
01454153 530000 PROFESSIONAL SERVI	31,000	19	31,019	5,671.64	24,362.91	984.61	96.8%
01454153 530028 BOND COUNSEL-BANKI	28,000	1,505	29,505	2,401.59	15,493.50	11,610.04	60.7%
01454153 536900 POSTAGE	190,000	119	190,119	20,873.25	85,066.09	84,179.81	55.7%
01454154 544400 OFFICE SUPPLIES	5,000	0	5,000	239.36	770.94	3,989.70	20.2%
01454157 570401 DUES & SUBSCRIPTIO	600	0	600	420.00	140.00	40.00	93.3%
01454157 570704 TRANSPORTATION REIM	4,000	0	4,000	2,601.44	.00	1,398.56	65.0%
01454157 573400 TAX TITLE FEES	60,000	2,024	62,024	180.07	22,024.00	39,819.93	35.8%
01454256 561300 NO. MIDDLESEX AREA	32,865	100	32,965	32,865.14	.00	99.86	99.7%
01457753 525100 LEASING EQUIP. & S	6,500	0	6,500	1,054.47	4,217.98	1,227.55	81.1%
01458156 561500 GR LOWELL REG VOC	9,032,683	0	9,032,683	2,228,749.00	.00	6,803,934.00	24.7%
01459657 571904 INS. PREMIUMS - BO	4,000	0	4,000	971.89	.00	3,028.11	24.3%
01459871 598010 OVERLAY TRANSFER	1,100,000	0	1,100,000	.00	.00	1,100,000.00	.0%
151 LAW DEPARTMENT							
01514151 511000 SW SALARIES PERMAN	1,069,057	0	1,069,057	248,080.57	.00	820,976.43	23.2%
01514151 512000 SW TEMPORARY	17,000	0	17,000	2,221.10	.00	14,778.90	13.1%
01514151 514800 S & W LONGEVITY	550	0	550	.00	.00	550.00	.0%
01514153 520500 REPAIR & MAINT-EQU	4,000	0	4,000	953.63	2,386.49	659.88	83.5%
01514153 525002 LEGAL & FILING FEE	6,000	0	6,000	112.80	.00	5,887.20	1.9%
01514153 525003 LEGAL RESEARCH	2,000	-625	1,375	71.50	.00	1,303.50	5.2%
01514153 528300 ACQUISTION OF PROP	0	29,600	29,600	.00	.00	29,600.00	.0%




FOR 2019 03

	ORIGINAL APPROP	TRANFRS/ ADJSTMTS	REVISED BUDGET	YTD EXPENDED	ENCUMBRANCES	AVAILABLE BUDGET	PCT USED
<u>01514153 530000 PROFESSIONAL SERVI</u>	160,000	5,139	165,139	28,633.30	119,744.66	16,761.23	89.9%
<u>01514153 531800 PRINTING & BINDIN</u>	1,000	0	1,000	.00	.00	1,000.00	.0%
<u>01514154 541602 RESEARCH MHS</u>	46,000	0	46,000	7,427.22	21,457.78	17,115.00	62.8%
<u>01514154 544400 OFFICE SUPPLIES</u>	2,000	26	2,026	898.11	135.78	992.39	51.0%
<u>01514157 570401 DUES & SUBSCRIPTIO</u>	3,500	625	4,125	3,975.00	89.00	61.00	98.5%
<u>01514157 570702 TRANS REIMBURS.& S</u>	10,000	0	10,000	1,635.35	.00	8,364.65	16.4%
<u>01514163 576001 COURT JUDGEMENTS</u>	175,000	0	175,000	.00	.00	175,000.00	.0%
<u>01514170 589166 OFFICE FURNITURE &</u>	1,000	0	1,000	499.81	.00	500.19	50.0%
<u>01514257 571903 INS. PREMIUMS - OT</u>	100	0	100	.00	.00	100.00	.0%
<u>01514757 573000 CLAIMS (LAW) GENER</u>	200,000	0	200,000	64,383.94	.00	135,616.06	32.2%
<u>01514857 573001 CLAIMS POL/FIRE-AC</u>	250,000	0	250,000	155,912.12	.00	94,087.88	62.4%
<u>01517057 573002 POL/FIRE-RETIRED C</u>	100,000	0	100,000	50,406.49	.00	49,593.51	50.4%
<u>152 HUMAN RELATIONS (HRMS)</u>							
<u>01524151 511000 SALARIES - PERMANE</u>	292,276	0	292,276	66,554.64	.00	225,721.36	22.8%
<u>01524151 512000 S & W TEMPORARY</u>	6,000	0	6,000	.00	.00	6,000.00	.0%
<u>01524151 514800 S & W LONGEVITY</u>	147	0	147	.00	.00	147.00	.0%
<u>01524153 520607 DRUG PROGRAM</u>	2,000	0	2,000	.00	.00	2,000.00	.0%
<u>01524153 525200 ECONOMIC/PROF DEVE</u>	2,500	86	2,586	275.00	85.86	2,225.00	14.0%
<u>01524153 530000 PROFESSIONAL SERVI</u>	7,000	44	7,044	.00	44.43	7,000.00	.6%
<u>01524153 530103 PRE-EMPLOYMENT PHY</u>	9,000	0	9,000	3,760.00	740.00	4,500.00	50.0%
<u>01524153 531702 ADVERTISING</u>	3,000	0	3,000	420.00	450.31	2,130.00	29.0%
<u>01524153 531800 PRINTING & BINDIN</u>	2,000	0	2,000	.00	.00	2,000.00	.0%
<u>01524154 544400 OFFICE SUPPLIES</u>	1,000	0	1,000	224.00	651.28	125.17	87.5%
<u>01524157 570401 DUES & SUBSCRIPTIO</u>	450	0	450	418.00	.00	32.00	92.9%
<u>01524157 570702 TRANS REIMBURS.& S</u>	250	0	250	.00	.00	250.00	.0%
<u>01524157 573400 MISCELLANEOUS CHAR</u>	350	4	354	.00	3.93	350.00	1.1%
<u>155 M. I. S. DEPARTMENT</u>							
<u>01554151 511000 SALARIES - PERMANE</u>	668,108	0	668,108	134,313.65	.00	533,794.35	20.1%
<u>01554151 513000 SW OVERTIME</u>	6,197	0	6,197	2,189.31	.00	4,007.69	35.3%
<u>01554153 520500 REPAIR & MAINT-EQU</u>	69,000	0	69,000	18,069.90	45,533.19	5,396.91	92.2%
<u>01554153 520704 DATA PROCESSING-SP</u>	9,000	19	9,019	.00	958.00	8,060.56	10.6%
<u>01554153 525100 LEASING EQUIP. & S</u>	200,000	2,771	202,771	12,380.08	96,215.22	94,175.92	53.6%
<u>01554153 530000 PROFESSIONAL SERVI</u>	30,000	2,862	32,862	.00	8,312.36	24,550.00	25.3%
<u>01554153 530108 EMPLOYEE TRAINING</u>	11,000	0	11,000	.00	.00	11,000.00	.0%
<u>01554154 540900 DATA PROC-EQUIP &</u>	36,500	0	36,500	6,377.79	24,622.21	5,500.00	84.9%
<u>01554154 541000 COMPUTER EQUIPMT/S</u>	105,000	1,744	106,744	3,493.11	30,609.58	72,641.26	31.9%
<u>01554154 544400 OFFICE SUPPLIES</u>	2,900	0	2,900	.00	255.56	2,644.44	8.8%
<u>01554157 570100 SOFTWARE LIC. & SU</u>	683,017	2,964	685,981	1,133.09	2,964.31	681,883.91	.6%



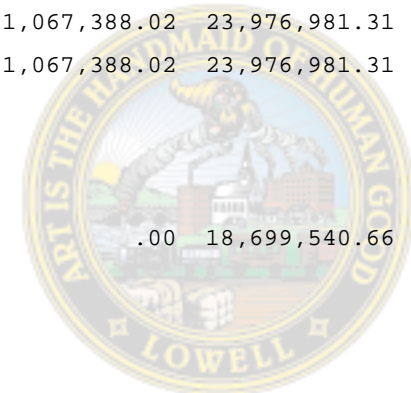
FOR 2019 03

	ORIGINAL APPROP	TRANFRS/ ADJSTMTS	REVISED BUDGET	YTD EXPENDED	ENCUMBRANCES	AVAILABLE BUDGET	PCT USED
157 MESSENGER'S							
<u>01574152 520100 ENERGY- ELECTRICIT</u>	281,000	0	281,000	64,504.46	.00	216,495.54	23.0%
<u>01574152 520101 ENERGY-HEATING GAS</u>	123,000	0	123,000	774.25	.00	122,225.75	.6%
158 TELEPHONE EXCHANGE							
<u>01584153 530000 PROFESSIONAL SERVI</u>	120,000	2,974	122,974	25,455.28	81,893.42	15,625.00	87.3%
161 CITY CLERK							
<u>01614151 511000 SALARIES - PERMANE</u>	399,275	0	399,275	91,286.68	.00	307,988.32	22.9%
<u>01614153 520500 REPAIR & MAINT-EQU</u>	750	0	750	.00	.00	750.00	.0%
<u>01614153 530000 PROFESSIONAL SERVI</u>	6,000	0	6,000	1,693.79	1.21	4,305.00	28.3%
<u>01614153 531800 PRINTING & BINDIN</u>	600	0	600	250.40	.00	349.60	41.7%
<u>01614154 544400 OFFICE SUPPLIES</u>	3,500	546	4,046	.00	546.27	3,500.00	13.5%
<u>01614157 570401 DUES & SUBSCRIPTIO</u>	300	0	300	.00	.00	300.00	.0%
<u>01617754 541000 COMPUTER EQUIPMT/S</u>	5,000	195	5,195	586.17	1,953.90	2,655.32	48.9%
162 ELECTIONS							
<u>01624151 511000 SALARIES - PERMANE</u>	101,286	-7,000	94,286	23,275.29	.00	71,010.71	24.7%
<u>01624151 512000 S & W TEMPORARY</u>	83,000	0	83,000	48,346.12	.00	34,653.88	58.2%
<u>01624151 513000 OVERTIME</u>	7,000	7,000	14,000	13,440.21	.00	559.79	96.0%
<u>01624153 524003 RENTAL OF HALLS</u>	2,000	0	2,000	.00	1,500.00	500.00	75.0%
<u>01624153 530000 PROFESSIONAL SERVI</u>	15,000	0	15,000	25.00	7,940.00	7,035.00	53.1%
<u>01624153 531800 PRINTING & BINDIN</u>	5,000	0	5,000	1,779.00	1,425.00	1,796.00	64.1%
<u>01624153 531802 CENSUS FORMS PRINT</u>	20,000	0	20,000	2,282.00	.00	17,718.00	11.4%
<u>01624153 536900 POSTAGE</u>	15,000	0	15,000	12,523.75	.00	2,476.25	83.5%
<u>01624154 540500 VOTING MACHINE SUP</u>	12,000	173	12,173	.00	173.04	12,000.00	1.4%
<u>01624154 544400 OFFICE SUPPLIES</u>	5,000	202	5,202	1,211.28	1,995.58	1,995.48	61.6%
182 PLANING & DEVELOPMENT							
<u>01824151 511000 SALARIES - PERMANE</u>	1,290,303	0	1,290,303	299,789.17	.00	990,513.83	23.2%
<u>01824151 513000 SW OVERTIME</u>	13,000	0	13,000	5,088.60	.00	7,911.40	39.1%
<u>01824151 514800 S & W LONGEVITY</u>	652	0	652	.00	.00	652.00	.0%
<u>01824153 520200 TELEPHONE</u>	11,000	466	11,466	2,394.55	9,063.42	8.00	99.9%




FOR 2019 03

	ORIGINAL APPROP	TRANFRS/ ADJSTMTS	REVISED BUDGET	YTD EXPENDED	ENCUMBRANCES	AVAILABLE BUDGET	PCT USED
01824153 520500 REPAIR & MAINT- EQ	500	0	500	.00	.00	500.00	.0%
01824153 525100 LEASING EQUIP. & S	4,164	0	4,164	.00	.00	4,164.00	.0%
01824153 530000 PROFESSIONAL SERVI	10,000	15,338	25,338	3,000.00	15,737.52	6,600.00	74.0%
01824153 530010 APPRAISALS	0	24,300	24,300	3,000.00	21,300.00	.00	100.0%
01824153 530066 SEALER WEIGHTS & M	42,000	0	42,000	.00	.00	42,000.00	.0%
01824153 530067 HOMELESSNESS CONT	125,313	0	125,313	.00	.00	125,313.00	.0%
01824153 530068 UML WORK STUDY	3,000	0	3,000	.00	3,000.00	.00	100.0%
01824153 531702 ADVERTISING	7,500	1,349	8,849	626.40	2,008.16	6,214.72	29.8%
01824153 531800 PRINTING & BINDIN	2,500	600	3,100	1,305.50	1,405.00	389.50	87.4%
01824154 544400 OFFICE SUPPLIES	10,000	-600	9,400	451.26	6,343.51	2,605.23	72.3%
01824154 545500 UNIFORMS & OTHER C	1,000	0	1,000	.00	.00	1,000.00	.0%
01824157 570401 DUES & SUBSCRIPTIO	2,500	0	2,500	410.00	.00	2,090.00	16.4%
01824157 570700 TRANS - MONTHLY AL	58,800	0	58,800	11,550.00	.00	47,250.00	19.6%
01824157 570702 TRANS REIMBURS.& S	15,000	0	15,000	2,142.43	.00	12,857.57	14.3%
01824157 570705 BLG/INSP/TRN/EDUC/	5,000	250	5,250	.00	.00	5,250.00	.0%
01824157 571800 EDUCATION REIMBURS	1,200	0	1,200	.00	.00	1,200.00	.0%
01824157 573400 MISCELLANEOUS CHAR	500	4,511	5,011	373.63	1,326.37	3,310.81	33.9%
01824170 589166 OFFICE FURNITURE &	1,500	0	1,500	.00	426.00	1,074.00	28.4%
01824175 580304 URBAN RENEWAL	0	7,430	7,430	7,430.00	.00	.00	100.0%
01824175 588508 CAPITAL IMPROVEMEN	3,000	0	3,000	.00	.00	3,000.00	.0%
220 FIRE							
02204175 582500 BUILDING REHAB./RE	4,000	0	4,000	96.66	503.34	3,400.00	15.0%
02204253 520507 REAPIR & MAINT-BUI	5,000	0	5,000	546.00	1,454.00	3,000.00	40.0%
02204354 543100 CUSTODIAL-SUPPLIES	7,000	0	7,000	2,118.73	300.00	4,581.27	34.6%
400 DPW GENERAL							
04007951 511000 SALARIES - PERMANE	1,898,798	0	1,898,798	413,872.57	.00	1,484,925.43	21.8%
04007951 513000 SW OVERTIME	87,000	0	87,000	18,490.78	.00	68,509.22	21.3%
TOTAL GENERAL GOVERNMENT	30,685,581	116,678	30,802,259	5,757,889.79	1,067,388.02	23,976,981.31	22.2%
TOTAL EXPENSES	30,685,581	116,678	30,802,259	5,757,889.79	1,067,388.02	23,976,981.31	
2 PUBLIC SAFETY							
210 POLICE							
02104151 511000 SALARIES - PERMANE	24,180,333	0	24,180,333	5,480,792.34	.00	18,699,540.66	22.7%




FOR 2019 03

2	PUBLIC SAFETY	ORIGINAL APPROP	TRANFRS/ADJSTMTS	REVISED BUDGET	YTD EXPENDED	ENCUMBRANCES	AVAILABLE BUDGET	PCT USED	
02104151	512000	S & W TEMPORARY	15,000	0	15,000	2,915.76	.00	12,084.24	19.4%
02104151	513000	OVERTIME	760,000	0	760,000	229,280.19	.00	530,719.81	30.2%
02104151	514000	S & W HOLIDAY	430,000	0	430,000	62,212.79	.00	367,787.21	14.5%
02104151	514100	SPECIAL EVENTS POL	40,000	0	40,000	9,102.83	.00	30,897.17	22.8%
02104151	514300	SW SHIFT DIFFERENT	40,000	0	40,000	8,471.31	.00	31,528.69	21.2%
02104151	514800	S & W LONGEVITY	5,950	0	5,950	2,833.24	.00	3,116.76	47.6%
02104151	515000	COURT TIME	470,000	0	470,000	56,430.18	.00	413,569.82	12.0%
02104151	515001	SW POLICE ALLOWANC	24,050	0	24,050	12,950.00	11,100.00	.00	100.0%
02104151	515003	COMP TIME	65,000	0	65,000	10,220.15	.00	54,779.85	15.7%
02104151	515004	K-9 STIPEND	36,481	0	36,481	8,518.95	.00	27,962.05	23.4%
02104151	515006	PROF SERV FOR EAP	21,528	0	21,528	4,140.00	.00	17,388.00	19.2%
02104151	515600	OUT OF GRADE/PHYS	16,000	0	16,000	5,079.21	.00	10,920.79	31.7%
02104151	515800	Physical Fitness I	82,250	0	82,250	.00	.00	82,250.00	.0%
02104151	519300	UNIFORM ALLOWANCE	82,540	4,212	86,752	18,541.68	16,733.12	51,477.14	40.7%
02104151	519800	UNIFORMS-TRAFFIC S	6,000	0	6,000	.00	.00	6,000.00	.0%
02104153	520200	TELEPHONE	5,000	1,033	6,033	330.49	4,702.96	1,000.00	83.4%
02104153	520500	REPAIR & MAINT- EQ	100,000	2,645	102,645	47,163.89	43,239.57	12,241.54	88.1%
02104153	520504	REPAIR & MAINT OF	80,000	136	80,136	.00	75,135.67	5,000.00	93.8%
02104153	520512	REPAIR & MAINT-COM	200,000	17	200,017	165,223.67	24,715.20	10,078.13	95.0%
02104153	520515	REPAIR & MAINT-POL	13,000	6,334	19,334	7,705.86	303.35	11,324.34	41.4%
02104153	521900	HEPATITIS SHOTS	600	0	600	.00	600.00	.00	100.0%
02104153	522300	ANIMAL CONTROL-CHG	9,000	299	9,299	1,340.70	3,178.87	4,779.21	48.6%
02104153	522400	K-9 EXPENSES	6,000	144	6,144	622.68	1,644.16	3,877.32	36.9%
02104153	522600	POLICE-RENTAL-SUB	58,550	0	58,550	19,749.80	38,800.20	.00	100.0%
02104153	522800	PAINT / METER DIVI	30,000	3,454	33,454	849.28	12,124.79	20,480.24	38.8%
02104153	524000	RENTAL OF EQUIPMEN	7,450	2,943	10,393	1,030.62	4,534.53	4,827.52	53.5%
02104153	530020	KENNEL SERVICES	35,000	4,767	39,767	.00	4,766.93	35,000.00	12.0%
02104153	530100	PSYCHOLOGICAL EXAM	18,000	600	18,600	3,219.00	3,981.00	11,400.00	38.7%
02104153	530105	TRAINING/EVALUATIO	40,000	52,419	92,419	3,900.07	17,987.83	70,531.10	23.7%
02104153	531704	COMMUNICATION-CDMA	50,000	196	50,196	15,584.07	34,611.48	.00	100.0%
02104154	542100	FOOD SERVICE-SUPPL	9,500	121	9,621	2,220.00	7,100.73	300.00	96.9%
02104154	542300	GAS & MOTOR OIL-SU	240,000	-43,178	196,822	41,074.08	93,297.72	62,449.73	68.3%
02104154	543300	GARAGE/AUTO PARTS	80,000	3,081	83,081	20,111.99	15,143.51	47,825.20	42.4%
02104154	544400	OFFICE SUPPLIES	5,000	0	5,000	3,271.70	312.30	1,416.00	71.7%
02104154	545300	MISC-SUPPLIES-OTHE	5,000	164	5,164	3,718.04	164.34	1,281.96	75.2%
02104157	530039	POLICE-LEGAL DEFEN	61,750	0	61,750	21,750.00	12,750.00	27,250.00	55.9%
02104157	570401	DUES & SUBSCRIPTIO	9,000	1,020	10,020	339.99	1,542.90	8,137.11	18.8%
02104157	570701	IN-STA TRAVEL REIM	2,000	0	2,000	57.60	.00	1,942.40	2.9%
02104157	571400	NO. MIDD LAW ENFOR	5,925	0	5,925	5,500.00	.00	425.00	92.8%
02104157	573400	MISCELLANEOUS CHAR	10,000	60	10,060	1,976.91	3,376.57	4,706.15	53.2%
02104170	589108	POLICE-DIVE TEAM E	5,000	0	5,000	.00	.00	5,000.00	.0%
02104170	589116	POLICE CARS	100,000	3,832	103,832	3,832.35	693.25	99,306.75	4.4%
02104170	589117	POLICE PHOTO LAB &	2,500	0	2,500	.00	869.20	1,630.80	34.8%
02104170	589118	POLICE EQUIPMENT O	35,000	158,202	193,202	97,649.79	160.26	95,392.33	50.6%




FOR 2019 03

2	PUBLIC SAFETY	ORIGINAL APPROP	TRANFRS/ADJSTMTS	REVISED BUDGET	YTD EXPENDED	ENCUMBRANCES	AVAILABLE BUDGET	PCT USED
	02104170 589140 PORTABLE RADIOS &	13,600	378	13,978	.00	377.77	13,600.00	2.7%
	02104170 589166 OFFICE FURNITURE &	5,000	0	5,000	.00	950.00	4,050.00	19.0%
	02104257 571903 INS. PREMIUMS - OT	12,000	0	12,000	.00	.00	12,000.00	.0%
	02104357 570102 COMP HARDWARE-SOFT	92,600	1,278	93,878	18,507.68	30,608.93	44,761.37	52.3%
<hr/>								
220 FIRE								
	02204151 511000 SALARIES - PERMANE	16,276,744	0	16,276,744	3,655,320.86	.00	12,621,423.14	22.5%
	02204151 511605 APPARATUS DETAIL P	41,200	0	41,200	8,220.00	.00	32,980.00	20.0%
	02204151 513000 OVERTIME	741,600	0	741,600	223,004.81	.00	518,595.19	30.1%
	02204151 513007 OVERTIME-PUBLIC ED	15,914	0	15,914	993.85	.00	14,920.15	6.2%
	02204151 513200 S & W-OVERTIME/HOL	218,000	0	218,000	36,630.36	.00	181,369.64	16.8%
	02204151 514000 S & W HOLIDAY	1,028,632	0	1,028,632	173,119.81	.00	855,512.19	16.8%
	02204151 514800 S & W LONGEVITY	9,000	0	9,000	3,873.27	.00	5,126.73	43.0%
	02204151 515000 COURT TIME	2,200	0	2,200	.00	.00	2,200.00	.0%
	02204151 515600 OUT OF GRADE COMPE	137,387	0	137,387	36,608.90	.00	100,778.10	26.6%
	02204151 515700 HAZARDOUS MATERIAL	35,000	0	35,000	-8,106.23	.00	43,106.23	-23.2%
	02204151 518500 BUY BACK VACATION	148,526	0	148,526	30,108.34	.00	118,417.66	20.3%
	02204151 571801 EDUCATION INCENTIV	5,500	0	5,500	4,740.00	.00	760.00	86.2%
	02204151 572300 OUT OF STATE TRAVE	4,200	0	4,200	.00	.00	4,200.00	.0%
	02204152 520100 ENERGY- ELECTRICIT	40,000	0	40,000	6,132.06	.00	33,867.94	15.3%
	02204152 520101 ENERGY- HEATING GA	62,000	0	62,000	382.67	.00	61,617.33	.6%
	02204153 520500 REPAIR & MAINT- EQ	10,000	0	10,000	531.51	2,560.01	6,908.48	30.9%
	02204153 520504 REPAIR & MAINT OF	150,000	0	150,000	43,289.17	55,845.79	50,865.04	66.1%
	02204153 521400 HAZARDOUS WASTE CO	6,500	0	6,500	244.50	1,712.05	4,543.45	30.1%
	02204153 523700 LADDER TESTING	5,500	0	5,500	.00	.00	5,500.00	.0%
	02204153 525006 HEALTH & SAFETY/CO	35,000	0	35,000	4,250.00	6,400.00	24,350.00	30.4%
	02204153 530000 PROFESSIONAL SERVI	1,500	0	1,500	.00	.00	1,500.00	.0%
	02204153 530014 PROF.SVC-EMT/AMBUL	8,000	0	8,000	.00	.00	8,000.00	.0%
	02204153 530059 CodeRED	10,100	0	10,100	10,000.00	.00	100.00	99.0%
	02204153 530060 CELLULAR SERV/EMER	6,000	206	6,206	155.06	400.97	5,650.21	9.0%
	02204153 530072 Alarm Monitoring S	62,000	0	62,000	15,540.00	41,440.00	5,020.00	91.9%
	02204153 530101 PRE-RETIRE PHYSICA	15,000	1,200	16,200	8,798.00	5,645.00	1,757.00	89.2%
	02204153 530105 TRAINING/EVALUATIO	10,000	0	10,000	926.30	60.00	9,013.70	9.9%
	02204153 531800 PRINTING & BINDIN	2,300	0	2,300	503.00	724.00	1,073.00	53.3%
	02204154 540800 FIREFIGHTER-SUPPLI	30,000	343	30,343	173.31	3,097.66	27,071.67	10.8%
	02204154 540801 LEPC-SUPPLIES/TRAV	12,500	0	12,500	491.42	1,708.84	10,299.74	17.6%
	02204154 541000 COMPUTER EQUIPMT/S	14,600	97	14,697	3,159.21	8,838.93	2,699.19	81.6%
	02204154 541800 MEDICAL & SURGICAL	32,000	0	32,000	.00	.00	32,000.00	.0%
	02204154 542300 GAS & MOTOR OIL-SU	85,000	817	85,817	22,772.72	43,399.71	19,644.23	77.1%
	02204154 542500 AUTOMOTIVE-TIRES &	10,000	0	10,000	4,424.90	3,975.10	1,600.00	84.0%
	02204154 543600 HARDWARE-SUPPLIES	2,000	0	2,000	220.48	629.52	1,150.00	42.5%
	02204154 544400 OFFICE SUPPLIES	3,500	0	3,500	234.98	341.25	2,923.77	16.5%




FOR 2019 03

	ORIGINAL APPROP	TRANFRS/ ADJSTMTS	REVISED BUDGET	YTD EXPENDED	ENCUMBRANCES	AVAILABLE BUDGET	PCT USED
02204157 570401 DUES & SUBSCRIPTIO	6,500	0	6,500	3,345.50	575.00	2,579.50	60.3%
02204157 570701 IN-STA TRAVEL REIM	3,000	0	3,000	.00	.00	3,000.00	.0%
02204157 571800 EDUCATION REIMBURS	5,000	0	5,000	.00	.00	5,000.00	.0%
02204170 589107 UPGRADE RADIO SYST	12,500	0	12,500	427.67	1,572.33	10,500.00	16.0%
02204170 589109 OTHER(SCUBA.ETC) E	7,500	0	7,500	.00	.00	7,500.00	.0%
02204170 589119 SCBA EQUIPMENT(AIR	45,000	0	45,000	.00	5,690.00	39,310.00	12.6%
02204170 589127 4" HOSE & HARDWARE	10,000	0	10,000	.00	.00	10,000.00	.0%
02204170 589166 OFFICE FURNITURE &	3,000	0	3,000	395.04	564.00	2,040.96	32.0%
02204170 589179 REPLACE-REPAIR APP	100,000	2,068	102,068	2,126.92	3,005.00	96,936.00	5.0%
02204257 571903 INS. PREMIUMS - OT	5,000	0	5,000	.00	.00	5,000.00	.0%
240 INSPECTION SERVICE							
02404151 511000 SALARIES - PERMANE	1,236,987	0	1,236,987	259,321.80	.00	977,665.20	21.0%
TOTAL PUBLIC SAFETY	48,333,497	208,886	48,542,383	10,950,579.08	653,692.30	36,938,111.83	23.9%
TOTAL EXPENSES	48,333,497	208,886	48,542,383	10,950,579.08	653,692.30	36,938,111.83	
3 EDUCATION							
001 CARDINAL O'CONNELL SCHOOL							
90110103 512958 Cardinal Paraprofe	0	119,274	119,274	4,277.27	.00	114,996.23	3.6%
90110106 512903 Cardinal SPED Teac	7,325	161,139	168,464	12,712.20	.00	155,751.51	7.5%
90110106 512958 Cardinal SPED Para	0	219,334	219,334	17,510.15	.00	201,823.83	8.0%
90110903 512903 Cardinal PreSchool	0	359,251	359,251	20,115.56	.00	339,135.93	5.6%
90111003 512903 Cardinal Art Teach	57,861	0	57,861	4,406.88	.00	53,454.12	7.6%
90112603 512903 Cardinal PhEd Teac	67,325	0	67,325	5,127.44	.00	62,197.56	7.6%
90112803 512903 Cardinal Music Tea	49,626	0	49,626	4,679.44	.00	44,946.56	9.4%
90113104 512903 Cardinal Social St	0	0	0	5,946.04	.00	-5,946.04	100.0%*
90141103 512902 Cardinal School Cl	43,542	0	43,542	7,001.91	.00	36,540.09	16.1%
90147103 512960 Cardinal Custodian	46,493	0	46,493	11,149.83	.00	35,343.17	24.0%
002 BAILEY SCHOOL							
90210103 512903 Bailey Elementary	1,321,261	0	1,321,261	94,152.60	.00	1,227,108.40	7.1%
90210103 512958 Bailey Paraprofess	306,706	0	306,706	25,224.80	.00	281,481.20	8.2%
90210106 512903 Bailey SPED Teache	505,417	0	505,417	44,163.08	.00	461,253.92	8.7%
90210106 512958 Bailey SPED Parapr	173,207	0	173,207	15,411.96	.00	157,795.04	8.9%




FOR 2019 03

	ORIGINAL APPROP	TRANFRS/ ADJSTMTS	REVISED BUDGET	YTD EXPENDED	ENCUMBRANCES	AVAILABLE BUDGET	PCT USED
90210109 512903 Bailey ELL Teacher	86,402	0	86,402	6,492.48	.00	79,909.52	7.5%
90210112 544400 Bailey SA - Genera	27,360	0	27,360	8,477.58	6,602.15	12,280.27	55.1%
90210803 512903 Bailey Kindergarte	339,370	0	339,370	25,846.88	.00	313,523.12	7.6%
90210903 512903 Bailey Pre-School	81,381	0	81,381	6,198.04	.00	75,182.96	7.6%
90211003 512903 Bailey Art Teacher	86,538	0	86,538	8,160.04	.00	78,377.96	9.4%
90212003 512903 Bailey Math Teache	60,000	0	60,000	6,439.92	.00	53,560.08	10.7%
90212603 512903 Bailey Phys. Ed. T	82,589	0	82,589	6,290.04	.00	76,298.96	7.6%
90212803 512903 Bailey Music Teach	49,626	0	49,626	12,582.00	.00	37,044.00	25.4%
90212903 512903 Bailey Reading Tea	75,461	0	75,461	5,747.20	.00	69,713.80	7.6%
90237002 530002 Bailey SA - Prof.	12,000	0	12,000	285.00	.00	11,715.00	2.4%
90237003 512111 Bailey - Student A	5,397	0	5,397	.00	.00	5,397.24	.0%
90241103 512101 Bailey Principal	125,514	0	125,514	14,198.40	.00	111,315.60	11.3%
90241103 512102 Bailey Asst. Princ	103,211	0	103,211	11,791.08	.00	91,419.92	11.4%
90241103 512902 Bailey School Cler	44,004	0	44,004	9,926.76	.00	34,077.24	22.6%
90247103 512960 Bailey Custodian	147,513	0	147,513	35,031.23	.00	112,481.77	23.7%
012 MCAVINNUE SCHOOL							
91210103 512903 McAvinnue Elementa	1,087,204	0	1,087,204	93,552.00	.00	993,652.00	8.6%
91210103 512958 McAvinnue Paraprof	322,909	0	322,909	22,588.84	.00	300,320.16	7.0%
91210106 512903 McAvinnue SPED Tea	553,460	0	553,460	43,600.00	.00	509,860.00	7.9%
91210106 512958 McAvinnue SPED Par	160,959	0	160,959	14,703.68	.00	146,255.32	9.1%
91210109 512903 McAvinnue ELL Teac	166,067	0	166,067	12,850.18	.00	153,216.82	7.7%
91210112 544400 McAvinnue SA - Gen	24,360	0	24,360	1,373.74	6,804.90	16,181.36	33.6%
91210803 512903 McAvinnue Kinderga	312,080	0	312,080	23,768.32	.00	288,311.68	7.6%
91210903 512903 McAvinnue Pre-Scho	83,776	0	83,776	6,380.52	.00	77,395.48	7.6%
91211003 512903 McAvinnue Art Teac	82,165	0	82,165	7,673.76	.00	74,491.24	9.3%
91212003 512903 McAvinnue Math Tea	79,838	0	79,838	6,080.56	.00	73,757.44	7.6%
91212603 512903 McAvinnue Phys. Ed	91,617	0	91,617	6,944.20	.00	84,672.80	7.6%
91212803 512903 McAvinnue Music Te	71,175	0	71,175	5,420.76	.00	65,754.24	7.6%
91212903 512903 McAvinnue Reading	79,838	0	79,838	6,080.56	.00	73,757.44	7.6%
91237012 530002 McAvinnue SA - Pro	15,000	0	15,000	470.00	.00	14,530.00	3.1%
91241103 512101 McAvinnue Principa	112,868	0	112,868	12,736.26	.00	100,131.74	11.3%
91241103 512102 McAvinnue Asst. Pr	109,778	0	109,778	12,541.20	.00	97,236.80	11.4%
91241103 512902 McAvinnue School C	43,079	0	43,079	9,605.70	.00	33,473.30	22.3%
91241112 512111 STUDENT BODY ACTIV	5,397	0	5,397	.00	.00	5,397.24	.0%
91247103 512960 McAvinnue Custodia	148,622	0	148,622	35,284.79	.00	113,337.21	23.7%
015 GREENHALGE SCHOOL							
91510103 512903 Greenhalge Element	1,076,425	0	1,076,425	92,693.32	.00	983,731.68	8.6%
91510103 512958 Greenhalge Parapro	309,694	0	309,694	27,470.16	.00	282,223.84	8.9%




FOR 2019 03

	ORIGINAL APPROP	TRANFRS/ ADJSTMTS	REVISED BUDGET	YTD EXPENDED	ENCUMBRANCES	AVAILABLE BUDGET	PCT USED
91510105 512111 STUDENT BODY ACTIV	5,452	0	5,452	.00	750.00	4,702.09	13.8%
91510106 512903 Greenhalge SPED Te	502,527	0	502,527	38,606.08	.00	463,920.92	7.7%
91510106 512958 Greenhalge SPED Pa	260,363	0	260,363	26,560.84	.00	233,802.16	10.2%
91510109 512903 Greenhalge ELL Tea	170,603	0	170,603	6,531.36	.00	164,071.64	3.8%
91510112 544400 Greenhalge SA - Ge	34,760	0	34,760	17,146.43	8,697.10	8,916.47	74.3%
91510124 541000 Greenhalge SA - Te	3,000	0	3,000	.00	772.00	2,228.00	25.7%
91510803 512903 Greenhalge Kinderg	284,346	0	284,346	19,923.16	.00	264,422.84	7.0%
91510903 512903 Greenhalge Pre-Sch	154,540	0	154,540	17,427.92	.00	137,112.08	11.3%
91511003 512903 Greenhalge Art Tea	67,325	0	67,325	5,127.44	.00	62,197.56	7.6%
91512003 512903 Greenhalge Math Te	86,542	0	86,542	6,531.36	.00	80,010.64	7.5%
91512603 512903 Greenhalge Phys. E	163,200	0	163,200	6,080.56	.00	157,119.44	3.7%
91512803 512903 Greenhalge Music T	91,177	0	91,177	6,944.20	.00	84,232.80	7.6%
91512903 512903 Greenhalge Reading	85,247	0	85,247	6,492.48	.00	78,754.52	7.6%
91537015 530002 Greenhalge SA - Pr	2,000	0	2,000	845.00	.00	1,155.00	42.3%
91541103 512101 Greenhalge Princip	123,109	0	123,109	13,788.48	.00	109,320.52	11.2%
91541103 512102 Greenhalge Asst. P	113,262	0	113,262	12,278.40	.00	100,983.60	10.8%
91541103 512902 Greenhalge School	44,004	0	44,004	9,596.73	.00	34,407.27	21.8%
91547103 512960 Greenhalge Custodi	144,768	0	144,768	29,431.08	.00	115,336.92	20.3%
<hr/>							
018 PYNE SCHOOL							
<hr/>							
91810103 512903 Pyne Arts Elementa	524,956	0	524,956	32,100.60	.00	492,855.40	6.1%
91810103 512958 Pyne Arts Paraprof	275,593	0	275,593	21,636.84	.00	253,956.16	7.9%
91810106 512903 Pyne Arts SPED Tea	631,114	0	631,114	65,373.96	.00	565,740.04	10.4%
91810106 512958 Pyne Arts SPED Par	420,682	-51,742	368,940	31,386.79	.00	337,553.03	8.5%
91810109 512903 Pyne Arts ELL Teac	92,321	0	92,321	6,880.36	.00	85,440.64	7.5%
91810112 544400 Pyne Arts SA - Gen	36,000	0	36,000	8,503.27	8,087.37	19,409.36	46.1%
91810124 541000 Pyne Arts SA - Tec	0	457	457	914.12	.00	-457.06	200.0%*
91810604 512903 Pyne Arts Middle S	366,944	0	366,944	23,512.72	.00	343,431.28	6.4%
91810803 512903 Pyne Arts Kinderga	135,292	0	135,292	10,537.40	.00	124,754.60	7.8%
91810903 512903 Pyne Arts Pre-Scho	90,340	0	90,340	6,880.36	.00	83,459.64	7.6%
91811003 512903 Pyne Arts Art Teac	89,589	0	89,589	8,410.80	.00	81,178.20	9.4%
91811203 512903 Pyne Arts Computer	83,277	0	83,277	6,342.52	.00	76,934.48	7.6%
91811403 541500 BASIC TEXT	625	0	625	.00	.00	625.00	.0%
91811503 512903 Pyne Arts English	66,020	0	66,020	5,028.32	.00	60,991.68	7.6%
91811903 512903 Pyne Arts Tech. Ed	82,165	0	82,165	6,198.04	.00	75,966.96	7.5%
91812003 512903 Pyne Arts Math Tea	75,882	0	75,882	5,946.04	.00	69,935.96	7.8%
91812603 512903 Pyne Arts Phys. Ed	74,234	0	74,234	5,653.72	.00	68,580.28	7.6%
91812803 512903 Pyne Arts Music Te	53,486	0	53,486	4,073.56	.00	49,412.44	7.6%
91812903 512903 Pyne Arts Reading	84,636	0	84,636	2,762.60	.00	81,873.40	3.3%
91813003 512903 Pyne Arts Science	74,234	0	74,234	5,653.72	.00	68,580.28	7.6%
91813103 512903 Pyne Arts Social S	86,402	0	86,402	8,147.36	.00	78,254.64	9.4%
91813303 512903 Pyne Arts Drama Te	83,776	0	83,776	6,380.52	.00	77,395.48	7.6%




FOR 2019 03

	ORIGINAL APPROP	TRANFRS/ ADJSTMTS	REVISED BUDGET	YTD EXPENDED	ENCUMBRANCES	AVAILABLE BUDGET	PCT USED
91835003 512105 Pyne Arts Guidance	84,220	0	84,220	8,017.80	.00	76,202.20	9.5%
91837018 530002 Pyne Arts SA - Pro	6,500	0	6,500	60.00	.00	6,440.00	.9%
91841103 512101 Pyne Arts Principa	126,328	0	126,328	14,290.50	.00	112,037.50	11.3%
91841103 512102 Pyne Arts Asst. Pr	108,866	0	108,866	12,437.10	.00	96,428.90	11.4%
91841103 512902 Pyne Arts School C	39,198	0	39,198	8,824.62	.00	30,373.38	22.5%
91841112 512111 STUDENT BODY ACTIV	5,485	0	5,485	.00	.00	5,485.00	.0%
91847103 512960 Pyne Arts Custodia	187,026	0	187,026	44,778.88	.00	142,247.12	23.9%
<hr/>							
019 ALTERNATIVE SCHOOL							
91910115 512111 STUDENT BODY ACTIV	277	0	277	.00	.00	276.85	.0%
91920104 512110 Laura Lee Coordina	100,576	0	100,576	7,659.96	.00	92,916.04	7.6%
91920106 512903 Laura Lee SPED Tea	360,106	0	360,106	35,342.88	.00	324,763.12	9.8%
91920106 512958 Laura Lee SPED Par	159,598	0	159,598	13,921.92	.00	145,676.08	8.7%
91920109 544400 Laura Lee SA - Gen	7,400	0	7,400	181.33	2,379.64	4,839.03	34.6%
91937019 530002 Laura Lee SA - Pro	2,000	0	2,000	.00	.00	2,000.00	.0%
91941102 530002 Laura Lee SA - Oth	4,100	0	4,100	.00	320.00	3,780.00	7.8%
91941103 512902 Laura Lee School C	43,079	0	43,079	9,554.40	.00	33,524.60	22.2%
<hr/>							
020 LINCOLN SCHOOL							
92010103 512903 Lincoln Elementary	1,211,454	0	1,211,454	100,098.28	.00	1,111,355.72	8.3%
92010103 512958 Lincoln Paraprofes	333,662	0	333,662	26,422.00	.00	307,240.00	7.9%
92010106 512903 Lincoln SPED Teach	396,898	0	396,898	30,228.12	.00	366,669.88	7.6%
92010106 512958 Lincoln SPED Parap	144,538	0	144,538	14,186.82	.00	130,351.18	9.8%
92010109 512903 Lincoln ELL Teache	152,686	0	152,686	12,989.12	.00	139,696.88	8.5%
92010112 544400 Lincoln SA - Gener	25,000	0	25,000	431.99	3,904.55	20,663.46	17.3%
92010803 512903 Lincoln Kindergart	281,475	0	281,475	22,460.88	.00	259,014.12	8.0%
92010903 512903 Lincoln Pre-School	159,676	0	159,676	12,161.12	.00	147,514.88	7.6%
92011003 512903 Lincoln Art Teache	60,000	0	60,000	6,080.56	.00	53,919.44	10.1%
92012003 512903 Lincoln Math Teach	79,838	0	79,838	6,080.56	.00	73,757.44	7.6%
92012004 512111 Lincoln - Student	5,496	0	5,496	.00	.00	5,495.97	.0%
92012603 512903 Lincoln Phys. Ed.	93,889	0	93,889	7,031.32	.00	86,857.68	7.5%
92012803 512903 Lincoln Music Teac	66,020	0	66,020	5,028.32	.00	60,991.68	7.6%
92012903 512903 Lincoln Reading Te	62,950	0	62,950	4,441.92	.00	58,508.08	7.1%
92037020 530002 Lincoln SA - Prof.	15,080	0	15,080	.00	.00	15,080.00	.0%
92041103 512101 Lincoln Principal	125,227	0	125,227	13,038.48	.00	112,188.52	10.4%
92041103 512102 Lincoln Asst. Prin	106,650	0	106,650	12,184.02	.00	94,465.98	11.4%
92041103 512902 Lincoln School Cle	39,198	0	39,198	8,824.62	.00	30,373.38	22.5%
92047103 512960 Lincoln Custodian	145,389	0	145,389	37,626.71	.00	107,762.29	25.9%
<hr/>							
025 MOLLOY SCHOOL							
92510106 512903 Molloy SPED Teache	151,973	0	151,973	7,955.84	.00	144,017.16	5.2%




FOR 2019 03

	ORIGINAL APPROP	TRANFRS/ ADJSTMTS	REVISED BUDGET	YTD EXPENDED	ENCUMBRANCES	AVAILABLE BUDGET	PCT USED
92510109 512903 Molloy ELL Teacher	59,881	0	59,881	4,893.72	.00	54,987.28	8.2%
92510112 544400 Molloy SA - Genera	10,000	913	10,913	911.00	2,000.00	8,001.65	26.7%
92510603 512110 Molloy Coordinator	113,996	0	113,996	12,641.40	.00	101,354.60	11.1%
92510704 512111 STUDENT BODY ACTIV	962	0	962	.00	.00	962.22	.0%
92511504 512903 Molloy English Tea	161,644	0	161,644	12,311.00	.00	149,333.00	7.6%
92512004 512903 Molloy Math Teache	75,461	0	75,461	5,747.20	.00	69,713.80	7.6%
92513003 512903 Molloy Science Tea	159,472	0	159,472	13,607.68	.00	145,864.32	8.5%
92513103 512903 Molloy Social Stud	77,431	0	77,431	5,897.28	.00	71,533.72	7.6%
92537025 530002 Molloy SA - Prof.	3,000	0	3,000	.00	.00	3,000.00	.0%
92541105 512902 Molloy School Cler	43,079	0	43,079	9,605.70	.00	33,473.30	22.3%
92541106 530002 CONTRACTED SERVICE	500	0	500	.00	.00	500.00	.0%
92541408 512915 Molloy Security Gu	40,912	0	40,912	.00	.00	40,912.00	.0%
92547103 512960 Molloy Custodian	47,177	0	47,177	14,455.44	.00	32,721.56	30.6%
<hr/> 027 MOODY SCHOOL							
92710103 512903 Moody Elementary T	729,347	0	729,347	58,414.16	.00	670,932.84	8.0%
92710103 512958 Moody Paraprofessi	270,000	-80,864	189,136	18,478.16	.00	170,657.43	9.8%
92710106 512903 Moody SPED Teacher	145,396	0	145,396	16,526.72	.00	128,869.28	11.4%
92710109 512903 Moody ELL Teacher	56,551	0	56,551	6,342.52	.00	50,208.48	11.2%
92710112 544400 Moody SA - General	15,280	0	15,280	.00	8,911.45	6,368.55	58.3%
92710803 512903 Moody Kindergarten	141,687	0	141,687	10,791.08	.00	130,895.92	7.6%
92710903 512903 Moody Pre-School T	129,464	0	129,464	6,080.56	.00	123,383.44	4.7%
92711003 512903 Moody Art Teacher	75,461	0	75,461	5,747.20	.00	69,713.80	7.6%
92712003 512903 Moody Math Teacher	81,806	0	81,806	6,580.52	.00	75,225.48	8.0%
92712603 512903 Moody Phys. Ed. Te	89,589	0	89,589	8,410.80	.00	81,178.20	9.4%
92712803 512903 Moody Music Teache	93,464	0	93,464	7,118.36	.00	86,345.64	7.6%
92712903 512903 Moody Reading Teac	79,838	0	79,838	6,141.76	.00	73,696.24	7.7%
92737027 530002 Moody SA - Prof. D	8,000	0	8,000	.00	.00	8,000.00	.0%
92741103 512101 Moody Principal	124,858	0	124,858	14,089.14	.00	110,768.86	11.3%
92741103 512902 Moody School Clerk	44,004	0	44,004	9,759.48	.00	34,244.52	22.2%
92741112 512111 STUDENT BODY ACTIV	3,192	0	3,192	.00	.00	3,192.27	.0%
92741113 541500 BASIC TEXT	625	0	625	.00	400.96	224.04	64.2%
92747103 512960 Moody Custodian	97,816	0	97,816	23,582.96	.00	74,233.04	24.1%
<hr/> 030 MOREY SCHOOL							
93010103 512903 Morey Elementary T	1,275,203	0	1,275,203	99,273.64	.00	1,175,929.36	7.8%
93010103 512958 Morey Paraprofessi	299,576	0	299,576	21,319.70	.00	278,256.30	7.1%
93010106 512903 Morey SPED Teacher	484,762	0	484,762	39,087.00	.00	445,675.00	8.1%
93010106 512958 Morey SPED Parapro	120,172	0	120,172	21,581.77	.00	98,590.23	18.0%
93010109 512903 Morey ELL Teacher	156,798	0	156,798	11,941.96	.00	144,856.04	7.6%




FOR 2019 03

	ORIGINAL APPROP	TRANFRS/ ADJSTMTS	REVISED BUDGET	YTD EXPENDED	ENCUMBRANCES	AVAILABLE BUDGET	PCT USED
93010112 544400 Morey SA - General	16,920	0	16,920	2,127.80	12,503.31	2,288.89	86.5%
93010124 541000 Morey SA - Technol	5,000	0	5,000	.00	.00	5,000.00	.0%
93010803 512903 Morey Kindergarten	399,711	0	399,711	30,276.72	.00	369,434.28	7.6%
93010901 512903 Morey Pre-School T	163,956	0	163,956	12,689.82	.00	151,266.18	7.7%
93011003 512903 Morey Art Teacher	87,215	0	87,215	6,642.44	.00	80,572.56	7.6%
93012003 512903 Morey Math Teacher	81,806	0	81,806	6,230.44	.00	75,575.56	7.6%
93012603 512903 Morey Phys. Ed. Te	83,776	0	83,776	6,380.52	.00	77,395.48	7.6%
93012803 512903 Morey Music Teache	84,556	0	84,556	6,642.44	.00	77,913.56	7.9%
93012903 512903 Morey Reading Teac	153,043	0	153,043	12,864.08	.00	140,178.92	8.4%
93037030 530002 Morey SA - Prof. D	20,000	0	20,000	740.00	.00	19,260.00	3.7%
93041103 512101 Morey Principal	124,548	0	124,548	28,644.78	.00	95,903.22	23.0%
93041103 512102 Morey Asst. Princi	114,418	0	114,418	13,071.36	.00	101,346.64	11.4%
93041103 512902 Morey School Clerk	43,079	0	43,079	9,554.40	.00	33,524.60	22.2%
93041112 512111 STUDENT BODY ACTIV	5,748	0	5,748	.00	.00	5,748.28	.0%
93047103 512960 Morey Custodian	147,329	0	147,329	34,946.80	.00	112,382.20	23.7%
035 LEBLANC SCHOOL							
93510106 512958 LeBlanc SPED Parap	46,728	0	46,728	3,445.40	.00	43,282.60	7.4%
93510112 512111 STUDENT BODY ACTIV	398	0	398	.00	.00	398.16	.0%
93510112 544400 LeBlanc SA - Gener	13,500	0	13,500	317.55	2,836.99	10,345.46	23.4%
93541103 512902 LeBlanc School Cle	39,198	0	39,198	8,824.62	.00	30,373.38	22.5%
93541408 512915 LeBlanc Security G	44,325	0	44,325	10,528.39	.00	33,796.61	23.8%
93547103 512960 LeBlanc Custodian	45,939	0	45,939	10,896.30	.00	35,042.70	23.7%
036 PAWTUCKETVILLE MEMORIAL SCHOOL							
93610103 512903 Pawtucket Elementa	1,289,339	0	1,289,339	106,038.84	.00	1,183,300.16	8.2%
93610103 512958 Pawtucket Paraprof	255,704	-29,521	226,184	20,522.10	.00	205,661.40	9.1%
93610106 512903 Pawtucket SPED Tea	412,633	0	412,633	33,106.88	.00	379,526.12	8.0%
93610106 512958 Pawtucket SPED Par	293,309	0	293,309	28,414.44	.00	264,894.56	9.7%
93610109 512903 Pawtucketville ELL	88,618	0	88,618	6,682.28	.00	81,935.72	7.5%
93610112 544400 Pawtucket SA - Gen	32,600	0	32,600	3,027.89	15,048.62	14,523.49	55.4%
93610114 512111 Pawtucket - Studen	5,704	0	5,704	.00	1,072.00	4,632.40	18.8%
93610803 512903 Pawtucket Kinderga	283,341	0	283,341	28,816.32	.00	254,524.68	10.2%
93610903 512903 Pawtucket Pre-Scho	81,381	0	81,381	.00	.00	81,381.00	.0%
93611003 512903 Pawtucket Art Teac	59,881	0	59,881	4,893.72	.00	54,987.28	8.2%
93612003 512903 Pawtucket Math Tea	0	77,649	77,649	5,913.84	.00	71,735.16	7.6%
93612603 512903 Pawtucket Phys. Ed	79,838	0	79,838	6,080.56	.00	73,757.44	7.6%
93612803 512903 Pawtucket Music Te	62,950	0	62,950	4,794.32	.00	58,155.68	7.6%
93612903 512903 Pawtucket Reading	64,255	0	64,255	4,953.20	.00	59,301.80	7.7%
93637036 530002 Pawtucket SA - Pro	9,000	0	9,000	.00	.00	9,000.00	.0%




FOR 2019 03

	ORIGINAL APPROP	TRANFRS/ ADJSTMTS	REVISED BUDGET	YTD EXPENDED	ENCUMBRANCES	AVAILABLE BUDGET	PCT USED
93641103 512101 Pawtucket Principa	123,088	0	123,088	13,924.02	.00	109,163.98	11.3%
93641103 512102 Pawtucket Asst. Pr	112,907	0	112,907	12,898.80	.00	100,008.20	11.4%
93641103 512902 Pawtucket School C	43,542	0	43,542	9,657.00	.00	33,885.00	22.2%
93647103 512960 Pawtucket Custodia	143,711	0	143,711	34,197.81	.00	109,513.19	23.8%
040 REILLY SCHOOL							
94010103 512903 Reilly Elementary	1,671,466	0	1,671,466	91,521.60	.00	1,579,944.40	5.5%
94010103 512958 Reilly Paraprofess	366,268	0	366,268	29,317.96	.00	336,950.04	8.0%
94010104 512903 SW PROF STAFF/CLAS	0	0	0	27,274.28	.00	-27,274.28	100.0%*
94010105 512111 Reilly - Student A	7,054	0	7,054	.00	1,280.00	5,773.71	18.1%
94010106 512903 Reilly SPED Teache	407,456	0	407,456	39,200.52	.00	368,255.48	9.6%
94010106 512958 Reilly SPED Parapr	119,709	0	119,709	7,464.32	.00	112,244.68	6.2%
94010109 512903 Reilly ELL Teacher	137,699	0	137,699	10,487.44	.00	127,211.56	7.6%
94010112 544400 Reilly SA - Genera	25,040	0	25,040	2,088.14	8,576.93	14,374.93	42.6%
94010124 541000 Reilly SA - Techno	10,000	0	10,000	.00	10,000.00	.00	100.0%
94010803 512903 Reilly Kindergarte	390,765	0	390,765	29,939.40	.00	360,825.60	7.7%
94011003 512903 Reilly Art Teacher	92,321	0	92,321	7,031.32	.00	85,289.68	7.6%
94012003 512903 Reilly Math Teache	85,550	0	85,550	6,515.64	.00	79,034.36	7.6%
94012603 512903 Reilly Phys. Ed. T	62,070	0	62,070	4,893.72	.00	57,176.28	7.9%
94012803 512903 Reilly Music Teach	69,858	0	69,858	5,320.36	.00	64,537.64	7.6%
94012903 512903 Reilly Reading Tea	168,208	0	168,208	12,661.08	.00	155,546.92	7.5%
94037040 530002 Reilly SA - Prof.	16,400	0	16,400	600.00	.00	15,800.00	3.7%
94041103 512101 Reilly Principal	121,344	0	121,344	13,726.74	.00	107,617.26	11.3%
94041103 512102 Reilly Asst. Princ	105,000	0	105,000	12,541.20	.00	92,458.80	11.9%
94041103 512902 Reilly School Cler	43,079	0	43,079	9,554.40	.00	33,524.60	22.2%
94047103 512960 Reilly Custodian	142,575	0	142,575	34,138.67	.00	108,436.33	23.9%
050 SHAUGHNESSY SCHOOL							
95010103 512903 Shaughnessy Elemen	1,230,184	0	1,230,184	96,763.76	.00	1,133,420.24	7.9%
95010103 512958 Shaughnessy Parapr	28,715	0	28,715	4,952.94	.00	23,762.06	17.2%
95010106 512903 Shaughnessy SPED T	428,321	0	428,321	34,856.16	.00	393,464.84	8.1%
95010106 512958 Shaughnessy SPED P	584,433	0	584,433	43,628.88	.00	540,804.12	7.5%
95010109 512903 Shaughnessy ELL Te	80,620	0	80,620	6,140.00	.00	74,480.00	7.6%
95010112 544400 Shaughnessy SA - G	27,440	0	27,440	5,767.96	5,568.21	16,103.83	41.3%
95010124 541000 Shaughnessy SA - T	5,000	0	5,000	.00	.00	5,000.00	.0%
95010803 512903 Shaughnessy Kinder	294,882	0	294,882	22,696.52	.00	272,185.48	7.7%
95010903 512903 Shaughnessy Pre-Sc	86,150	0	86,150	6,531.36	.00	79,618.64	7.6%
95011003 512903 Shaughnessy Art Te	85,584	0	85,584	8,070.16	.00	77,513.84	9.4%
95012003 512903 Shaughnessy Math T	86,402	0	86,402	6,580.52	.00	79,821.48	7.6%
95012603 512903 Shaughnessy Phys.	79,400	0	79,400	6,047.16	.00	73,352.84	7.6%




FOR 2019 03

	ORIGINAL APPROP	TRANFRS/ ADJSTMTS	REVISED BUDGET	YTD EXPENDED	ENCUMBRANCES	AVAILABLE BUDGET	PCT USED
<u>95012803 512903 Shaughnessy Music</u>	84,682	0	84,682	6,348.96	.00	78,333.04	7.5%
<u>95012903 512903 Shaughnessy Readin</u>	60,928	0	60,928	4,640.36	.00	56,287.64	7.6%
<u>95037050 530002 Shaughnessy SA - P</u>	5,000	0	5,000	337.50	.00	4,662.50	6.8%
<u>95041103 512101 Shaughnessy Princi</u>	125,792	0	125,792	14,229.78	.00	111,562.22	11.3%
<u>95041103 512102 Shaughnessy Asst.</u>	113,262	0	113,262	12,939.36	.00	100,322.64	11.4%
<u>95041103 512902 Shaughnessy School</u>	43,542	0	43,542	9,657.00	.00	33,885.00	22.2%
<u>95041112 512111 STUDENT BODY ACTIV</u>	5,134	0	5,134	.00	.00	5,133.96	.0%
<u>95047103 512960 Shaughnessy Custod</u>	147,143	0	147,143	34,946.76	.00	112,196.24	23.8%
<u>99310451 512135 Social Workers</u>	1,061,435	-360,795	700,640	58,376.50	.00	642,263.50	8.3%
<u>054 VARNUM SCHOOL</u>							
<u>95410106 512903 LDS SPED Teacher</u>	596,484	0	596,484	45,595.54	.00	550,888.46	7.6%
<u>95410106 512958 LDS SPED Paraprofe</u>	653,877	0	653,877	56,710.70	.00	597,166.30	8.7%
<u>95410112 544400 LDS SA General Sup</u>	13,500	0	13,500	.00	314.13	13,185.87	2.3%
<u>95441103 512101 LDS Principal</u>	112,283	0	112,283	10,689.70	.00	101,593.30	9.5%
<u>95441103 512902 LDS School Clerk</u>	43,542	0	43,542	9,657.00	.00	33,885.00	22.2%
<u>95441112 512111 LDS Student Activi</u>	299	0	299	.00	.00	298.97	.0%
<u>055 WASHINGTON SCHOOL</u>							
<u>95510103 512903 Washington Element</u>	589,300	0	589,300	44,650.48	.00	544,649.52	7.6%
<u>95510103 512958 Washington Parapro</u>	128,903	0	128,903	9,817.72	.00	119,085.28	7.6%
<u>95510106 512903 Washington SPED Te</u>	356,771	0	356,771	38,529.32	.00	318,241.68	10.8%
<u>95510106 512958 Washington SPED Pa</u>	269,872	0	269,872	23,955.44	.00	245,916.56	8.9%
<u>95510112 544400 Washington SA - Ge</u>	16,000	0	16,000	.00	6,966.21	9,033.79	43.5%
<u>95510803 512903 Washington Kinderg</u>	158,790	0	158,790	12,296.16	.00	146,493.84	7.7%
<u>95510903 512903 Washington Pre-Sch</u>	79,400	0	79,400	6,047.16	.00	73,352.84	7.6%
<u>95511003 512903 Washington Art Tea</u>	90,340	0	90,340	6,880.36	.00	83,459.64	7.6%
<u>95512003 512903 Washington Math Te</u>	77,649	-77,649	0	.00	.00	.00	.0%
<u>95512603 512903 Washington Phys. E</u>	82,949	0	82,949	6,198.04	.00	76,750.96	7.5%
<u>95512803 512903 Washington Music T</u>	78,071	0	78,071	5,946.04	.00	72,124.96	7.6%
<u>95512903 512903 Washington Reading</u>	86,402	0	86,402	6,580.52	.00	79,821.48	7.6%
<u>95537055 530002 Washington SA - Pr</u>	4,080	0	4,080	95.00	.00	3,985.00	2.3%
<u>95541103 512101 Washington Princip</u>	126,035	0	126,035	14,257.26	.00	111,777.74	11.3%
<u>95541103 512902 Washington School</u>	44,004	0	44,004	9,926.76	.00	34,077.24	22.6%
<u>95541112 512111 STUDENT BODY ACTIV</u>	2,753	0	2,753	.00	.00	2,753.47	.0%
<u>95547103 512960 Washington Custodi</u>	96,164	0	96,164	22,743.45	.00	73,420.55	23.7%
<u>060 STOKLOSA MIDDLE SCHOOL</u>							
<u>96010104 512958 Stoklosa Paraprofe</u>	204,542	0	204,542	7,660.44	.00	196,881.56	3.7%




FOR 2019 03

	ORIGINAL APPROP	TRANFRS/ ADJSTMTS	REVISED BUDGET	YTD EXPENDED	ENCUMBRANCES	AVAILABLE BUDGET	PCT USED
96010105 512111 Stoklosa - Student	7,372	0	7,372	.00	.00	7,371.84	.0%
96010112 544400 Stoklosa SA - Gene	33,264	0	33,264	6,009.02	3,880.58	23,374.40	29.7%
96010124 541000 Stoklosa SA - Tech	9,072	0	9,072	.00	5,974.00	3,098.00	65.9%
96010603 512903 Stoklosa Middle Sc	930,658	0	930,658	54,758.48	.00	875,899.52	5.9%
96010606 512903 Stoklosa SPED Teac	544,366	0	544,366	43,527.80	.00	500,838.20	8.0%
96010606 512958 Stoklosa SPED Para	66,764	0	66,764	10,314.77	.00	56,449.23	15.4%
96010609 512903 Stoklosa ELL Teach	202,786	0	202,786	11,370.84	.00	191,415.16	5.6%
96011004 512903 Stoklosa Art Teach	158,691	0	158,691	12,086.04	.00	146,604.96	7.6%
96011503 512903 Stoklosa English T	633,559	0	633,559	54,494.08	.00	579,064.92	8.6%
96012003 512903 Stoklosa Math Teac	620,048	0	620,048	50,905.92	.00	569,142.08	8.2%
96012606 512903 Stoklosa Phys. Ed.	218,451	0	218,451	16,637.36	.00	201,813.64	7.6%
96012806 512903 Stoklosa Music Tea	166,555	0	166,555	12,685.04	.00	153,869.96	7.6%
96013006 512903 Stoklosa Science T	381,300	0	381,300	19,900.88	.00	361,399.12	5.2%
96013106 512903 Stoklosa Social St	143,657	0	143,657	10,941.16	.00	132,715.84	7.6%
96035003 512105 Stoklosa Guidance	88,860	0	88,860	8,459.60	.00	80,400.40	9.5%
96041103 512102 Stoklosa Asst. Pri	116,233	0	116,233	13,278.60	.00	102,954.40	11.4%
96041109 512101 Stoklosa Principal	117,991	0	117,991	13,314.36	.00	104,676.64	11.3%
96041109 512902 Stoklosa School Cl	39,198	0	39,198	8,824.62	.00	30,373.38	22.5%
96047103 512960 Stoklosa Custodian	191,985	0	191,985	45,778.25	.00	146,206.75	23.8%
<hr/> 070 MCDONOUGH CITY SCHOOL							
96037070 530002 Stoklosa SA - Prof	18,144	0	18,144	5,310.00	.00	12,834.00	29.3%
<hr/> 075 MCAULIFFE SCHOOL							
97510103 512903 McAuliffe Elementa	1,096,082	0	1,096,082	90,939.00	.00	1,005,143.00	8.3%
97510103 512958 McAuliffe Paraprof	221,250	0	221,250	19,991.96	.00	201,258.04	9.0%
97510104 512111 McAuliffe - Studen	5,331	0	5,331	.00	.00	5,331.42	.0%
97510106 512903 McAuliffe SPED Tea	408,174	0	408,174	42,528.96	.00	365,645.04	10.4%
97510106 512958 McAuliffe SPED Par	126,132	0	126,132	10,333.81	.00	115,798.19	8.2%
97510109 512903 McAuliffe TBE Teac	74,234	0	74,234	5,653.72	.00	68,580.28	7.6%
97510112 544400 McAuliffe SA - Gen	23,000	0	23,000	79.16	9,731.76	13,189.08	42.7%
97510803 512903 McAuliffe Kinderga	333,443	0	333,443	25,695.32	.00	307,747.68	7.7%
97510903 512903 McAuliffe Pre-Scho	164,394	0	164,394	12,579.92	.00	151,814.08	7.7%
97511003 512903 McAuliffe Art Teac	83,277	0	83,277	6,342.52	.00	76,934.48	7.6%
97512003 512903 McAuliffe Math Tea	85,247	0	85,247	6,492.48	.00	78,754.52	7.6%
97512603 512903 McAuliffe Phys. Ed	78,071	0	78,071	5,946.04	.00	72,124.96	7.6%
97512803 512903 McAuliffe Music Te	60,000	0	60,000	5,127.44	.00	54,872.56	8.5%
97512903 512903 McAuliffe Reading	60,000	0	60,000	6,140.00	.00	53,860.00	10.2%
97537075 530002 McAuliffe SA - Pro	15,880	0	15,880	.00	815.00	15,065.00	5.1%
97541103 512101 McAuliffe Principa	112,867	0	112,867	12,641.40	.00	100,225.60	11.2%




FOR 2019 03

	ORIGINAL APPROP	TRANFRS/ ADJSTMTS	REVISED BUDGET	YTD EXPENDED	ENCUMBRANCES	AVAILABLE BUDGET	PCT USED
97541103 512102 McAuliffe Asst. Pr	113,262	0	113,262	12,939.36	.00	100,322.64	11.4%
97541103 512902 McAuliffe School C	44,004	0	44,004	9,759.48	.00	34,244.52	22.2%
97547103 512960 McAuliffe Custodia	145,247	0	145,247	30,847.04	.00	114,399.96	21.2%
080 MURKLAND SCHOOL							
98010103 512903 Murkland Elementar	1,158,578	0	1,158,578	93,914.00	.00	1,064,664.00	8.1%
98010103 512958 Murkland Paraprofe	380,995	0	380,995	30,410.24	.00	350,584.76	8.0%
98010106 512903 Murkland SPED Teac	543,183	0	543,183	45,695.92	.00	497,487.08	8.4%
98010106 512958 Murkland SPED Para	199,577	-23,355	176,222	15,332.60	.00	160,889.22	8.7%
98010109 512903 Murkland ELL Teach	83,776	0	83,776	6,380.52	.00	77,395.48	7.6%
98010112 544400 Murkland SA - Gene	30,000	0	30,000	4,475.65	4,941.60	20,582.75	31.4%
98010803 512903 Murkland Kindergar	359,997	0	359,997	28,982.28	.00	331,014.72	8.1%
98010903 512903 Murkland Pre-Schoo	164,394	0	164,394	6,439.92	.00	157,954.08	3.9%
98011003 512903 Murkland Art Teach	74,234	0	74,234	5,653.72	.00	68,580.28	7.6%
98012003 512903 Murkland Math Teac	83,277	0	83,277	6,342.52	.00	76,934.48	7.6%
98012603 512903 Murkland Phys. Ed.	62,950	0	62,950	4,794.32	.00	58,155.68	7.6%
98012803 512903 Murkland Music Tea	87,322	0	87,322	6,590.80	.00	80,731.20	7.5%
98012903 512903 Murkland Reading T	172,236	0	172,236	6,342.52	.00	165,893.48	3.7%
98013004 512111 Murkland - Student	5,529	0	5,529	.00	490.14	5,038.74	8.9%
98037080 530002 Murkland SA - Prof	10,320	0	10,320	5,210.00	.00	5,110.00	50.5%
98041103 512101 Murkland Principal	112,867	0	112,867	19,957.56	.00	92,909.44	17.7%
98041103 512102 Murkland Asst. Pri	116,722	0	116,722	13,334.46	.00	103,387.54	11.4%
98041103 512902 Murkland School Cl	43,079	0	43,079	9,441.71	.00	33,637.29	21.9%
98047103 512960 Murkland Custodian	140,203	0	140,203	33,718.08	.00	106,484.92	24.0%
305 BARTLETT SCHOOL							
98310103 512903 Bartlett Elementar	653,449	0	653,449	44,113.72	.00	609,335.28	6.8%
98310103 512958 Bartlett Paraprofe	202,186	0	202,186	21,636.48	.00	180,549.52	10.7%
98310603 512903 Bartlett Middle Sc	598,676	0	598,676	36,955.92	.00	561,720.08	6.2%
98310606 512903 Bartlett SPED Teac	703,832	0	703,832	57,919.12	.00	645,912.88	8.2%
98310606 512958 Bartlett SPED Para	317,586	0	317,586	21,191.84	.00	296,394.16	6.7%
98310609 512903 Bartlett ELL Teach	88,959	0	88,959	.00	.00	88,959.00	.0%
98310612 544400 Bartlett SA - Gene	25,435	0	25,435	4,809.10	14,656.78	5,969.12	76.5%
98310624 541000 Bartlett SA - Tech	10,000	0	10,000	6,730.00	.00	3,270.00	67.3%
98310803 512903 Bartlett Kindergar	177,767	0	177,767	15,338.60	.00	162,428.40	8.6%
98310903 512903 Bartlett Pre-Schoo	156,546	0	156,546	6,531.36	.00	150,014.64	4.2%
98311003 512903 Bartlett Art Teach	77,431	0	77,431	5,897.28	.00	71,533.72	7.6%
98311203 512903 Bartlett Computer	81,806	0	81,806	6,230.44	.00	75,575.56	7.6%
98311503 512903 Bartlett English T	132,103	0	132,103	10,061.12	.00	122,041.88	7.6%
98312003 512903 Bartlett Math Teac	88,372	0	88,372	17,894.44	.00	70,477.56	20.2%




FOR 2019 03

	ORIGINAL APPROP	TRANFRS/ ADJSTMTS	REVISED BUDGET	YTD EXPENDED	ENCUMBRANCES	AVAILABLE BUDGET	PCT USED
98312603 512903 Bartlett Phys. Ed.	80,620	0	80,620	6,140.00	.00	74,480.00	7.6%
98312803 512903 Bartlett Music Tea	79,838	0	79,838	6,080.56	.00	73,757.44	7.6%
98312903 512903 Bartlett Reading T	80,620	0	80,620	6,140.00	.00	74,480.00	7.6%
98313003 512903 Bartlett Science T	67,325	0	67,325	5,127.44	.00	62,197.56	7.6%
98313103 512903 Bartlett Social St	59,881	0	59,881	4,560.64	.00	55,320.36	7.6%
98335003 512105 Bartlett Guidance	87,309	0	87,309	8,400.00	.00	78,909.00	9.6%
98337030 530002 Bartlett SA - Prof	8,000	0	8,000	1,785.00	.00	6,215.00	22.3%
98341103 512101 Bartlett Principal	125,191	0	125,191	14,126.76	.00	111,064.24	11.3%
98341103 512102 Bartlett Asst. Pri	106,538	0	106,538	12,171.12	.00	94,366.88	11.4%
98341103 512902 Bartlett School Cl	43,079	0	43,079	9,554.40	.00	33,524.60	22.2%
98341112 512111 STUDENT BODY ACTIV	5,606	0	5,606	762.00	.00	4,843.67	13.6%
98347103 512960 Bartlett Custodian	186,889	0	186,889	38,881.54	.00	148,007.46	20.8%
<hr/> 310 BUTLER SCHOOL							
98410603 512903 Butler Middle Scho	607,684	0	607,684	48,891.98	.00	558,792.02	8.0%
98410603 512958 Butler Paraprofess	199,190	0	199,190	15,215.39	.00	183,974.61	7.6%
98410604 541500 BASIC TEXT	625	0	625	.00	.00	625.00	.0%
98410606 512903 Butler SPED Teache	638,898	0	638,898	51,072.76	.00	587,825.24	8.0%
98410606 512958 Butler SPED Parapr	88,785	0	88,785	2,187.04	.00	86,597.96	2.5%
98410609 512903 Butler ELL Teacher	320,409	0	320,409	18,060.48	.00	302,348.52	5.6%
98410612 544400 Butler SA - Genera	24,790	0	24,790	6,405.10	15,414.54	2,970.36	88.0%
98410624 541000 Butler SA - Techno	9,000	0	9,000	.00	.00	9,000.00	.0%
98411003 512903 Butler Art Teacher	74,234	0	74,234	5,653.72	.00	68,580.28	7.6%
98411503 512903 Butler English Tea	256,623	0	256,623	25,758.40	.00	230,864.60	10.0%
98412003 512903 Butler Math Teache	488,659	0	488,659	39,868.24	.00	448,790.76	8.2%
98412603 512903 Butler Phys. Ed. T	149,131	0	149,131	12,841.32	.00	136,289.68	8.6%
98412803 512903 Butler Music Teach	166,362	0	166,362	11,357.88	.00	155,004.12	6.8%
98413003 512903 Butler Science Tea	142,734	0	142,734	15,053.92	.00	127,680.08	10.5%
98413103 512903 Butler Social Stud	148,068	0	148,068	5,361.44	.00	142,706.56	3.6%
98435003 512105 Butler Guidance Co	84,981	0	84,981	8,090.40	.00	76,890.60	9.5%
98437031 530002 Butler SA - Prof.	10,000	0	10,000	740.00	.00	9,260.00	7.4%
98441103 512101 Butler Principal	120,660	0	120,660	13,615.50	.00	107,044.50	11.3%
98441103 512102 Butler Asst. Princ	116,233	0	116,233	13,278.60	.00	102,954.40	11.4%
98441103 512902 Butler School Cler	40,379	0	40,379	9,105.42	.00	31,273.58	22.5%
98441106 530002 Butler Other Expen	4,000	0	4,000	.00	.00	4,000.00	.0%
98441112 512111 STUDENT BODY ACTIV	5,825	0	5,825	.00	.00	5,825.07	.0%
98447103 512960 Butler Custodian	191,114	0	191,114	45,518.16	.00	145,595.84	23.8%
<hr/> 315 DALEY SCHOOL							
98510603 512903 Daley Middle Schoo	929,682	0	929,682	66,091.92	.00	863,590.08	7.1%




FOR 2019 03

	ORIGINAL APPROP	TRANFRS/ ADJSTMTS	REVISED BUDGET	YTD EXPENDED	ENCUMBRANCES	AVAILABLE BUDGET	PCT USED
98510603 512958 Daley Paraprofessi	175,576	0	175,576	13,372.48	.00	162,203.52	7.6%
98510606 512903 Daley SPED Teacher	868,596	0	868,596	66,813.28	.00	801,782.72	7.7%
98510606 512958 Daley SPED Parapro	368,588	0	368,588	36,752.16	.00	331,835.84	10.0%
98510609 512903 Daley ELL Teacher	169,803	0	169,803	12,932.40	.00	156,870.60	7.6%
98510612 544400 Daley SA - General	38,550	0	38,550	6,282.55	15,635.35	16,632.10	56.9%
98510615 541600 Daley SA - Textboo	2,000	0	2,000	.00	.00	2,000.00	.0%
98510624 541000 Daley SA - Technol	2,000	0	2,000	.00	.00	2,000.00	.0%
98511003 512903 Daley Art Teacher	80,620	0	80,620	6,140.00	.00	74,480.00	7.6%
98511203 512903 Daley Computer Tea	82,589	0	82,589	6,290.04	.00	76,298.96	7.6%
98511503 512903 Daley English Teac	248,830	0	248,830	18,951.04	.00	229,878.96	7.6%
98511903 512903 Daley Tech. Ed. Te	84,556	0	84,556	6,439.92	.00	78,116.08	7.6%
98512003 512903 Daley Math Teacher	475,267	0	475,267	37,687.30	.00	437,579.70	7.9%
98512603 512903 Daley Phys. Ed. Te	255,108	0	255,108	19,369.36	.00	235,738.64	7.6%
98512803 512903 Daley Music Teache	93,883	0	93,883	7,150.28	.00	86,732.72	7.6%
98513003 512903 Daley Science Teac	198,357	0	198,357	10,537.40	.00	187,819.60	5.3%
98513103 512903 Daley Social Studi	253,030	0	253,030	20,722.56	.00	232,307.44	8.2%
98535003 512105 Daley Guidance Cou	92,212	0	92,212	8,778.75	.00	83,433.25	9.5%
98537031 530002 Daley SA - Prof. D	13,000	0	13,000	1,601.25	6,160.00	5,238.75	59.7%
98541103 512101 Daley Principal	139,096	0	139,096	15,277.14	.00	123,818.86	11.0%
98541103 512102 Daley Asst. Princi	117,746	0	117,746	13,094.34	.00	104,651.66	11.1%
98541103 512902 Daley School Clerk	44,004	0	44,004	9,926.77	.00	34,077.23	22.6%
98541106 530002 Daley Other Expend	7,000	0	7,000	.00	.00	7,000.00	.0%
98541112 512111 STUDENT BODY ACTIV	7,624	0	7,624	.00	.00	7,624.15	.0%
98547103 512960 Daley Custodian	185,060	0	185,060	48,231.02	.00	136,828.98	26.1%
 330 ROBINSON SCHOOL							
98610603 512903 Robinson Middle Sc	614,188	0	614,188	47,311.40	.00	566,876.60	7.7%
98610603 512958 Robinson Paraprofe	248,970	0	248,970	15,099.97	.00	233,870.03	6.1%
98610606 512903 Robinson SPED Teac	684,732	0	684,732	64,475.36	.00	620,256.64	9.4%
98610606 512958 Robinson SPED Para	266,476	0	266,476	14,859.68	.00	251,616.32	5.6%
98610609 512903 Robinson ELL Teach	321,188	0	321,188	30,797.44	.00	290,390.56	9.6%
98610612 544400 Robinson SA - Gene	35,000	0	35,000	420.86	5,018.54	29,560.60	15.5%
98610624 541000 Robinson SA - Tech	10,000	0	10,000	.00	.00	10,000.00	.0%
98611003 512903 Robinson Art Teach	79,838	0	79,838	3,921.08	.00	75,916.92	4.9%
98611203 512903 Robinson Computer	90,339	-90,339	0	.00	.00	.00	.0%
98611503 512903 Robinson English T	777,301	0	777,301	45,331.98	.00	731,969.02	5.8%
98612003 512903 Robinson Math Teac	568,611	0	568,611	48,898.12	.00	519,712.88	8.6%
98612603 512903 Robinson Phys. Ed.	149,589	0	149,589	12,447.08	.00	137,141.92	8.3%
98612803 512903 Robinson Music Tea	166,365	0	166,365	4,073.56	.00	162,291.44	2.4%
98613003 512903 Robinson Science T	144,093	0	144,093	17,264.32	.00	126,828.68	12.0%
98613103 512903 Robinson Social St	192,974	0	192,974	14,381.96	.00	178,592.04	7.5%
98635003 512105 Robinson Guidance	88,884	0	88,884	8,459.60	.00	80,424.40	9.5%




FOR 2019 03

	ORIGINAL APPROP	TRANFRS/ ADJSTMTS	REVISED BUDGET	YTD EXPENDED	ENCUMBRANCES	AVAILABLE BUDGET	PCT USED
98637033 530002 Robinson SA - Prof	13,860	0	13,860	347.50	.00	13,512.50	2.5%
98641103 512101 Robinson Principal	120,000	0	120,000	13,846.14	.00	106,153.86	11.5%
98641103 512102 Robinson Asst. Pri	116,590	0	116,590	12,564.36	.00	104,025.64	10.8%
98641103 512902 Robinson School Cl	44,004	0	44,004	4,627.62	.00	39,376.38	10.5%
98641112 512111 STUDENT BODY ACTIV	7,174	0	7,174	99.65	84.41	6,990.32	2.6%
98647103 512960 Robinson Custodian	185,804	0	185,804	44,832.63	.00	140,971.37	24.1%
335 ROGERS SCHOOL							
98710603 512903 Rogers Middle Scho	626,446	0	626,446	45,869.22	.00	580,576.78	7.3%
98710603 512958 Rogers Paraprofess	514,134	-153,125	361,009	26,694.23	.00	334,314.56	7.4%
98710605 512111 STUDENT BODY ACTIV	8,568	0	8,568	.00	.00	8,567.57	.0%
98710606 512903 Rogers SPED Teache	807,950	-161,139	646,811	47,092.96	.00	599,718.33	7.3%
98710606 512958 Rogers SPED Parapr	370,019	0	370,019	24,900.73	.00	345,118.27	6.7%
98710609 512903 Rogers ELL Teacher	191,207	0	191,207	20,319.32	.00	170,887.68	10.6%
98710612 544400 Rogers SA - Genera	50,000	0	50,000	.00	20,507.80	29,492.20	41.0%
98710617 512903 Rogers Pre-School	184,331	-184,331	0	.00	.00	.00	.0%
98710619 512903 Rogers Elementary	1,184,549	-94,302	1,090,247	103,180.60	.00	987,066.11	9.5%
98710620 512903 Rogers Kindergarte	310,161	-80,618	229,543	19,310.04	.00	210,232.76	8.4%
98711003 512903 Rogers Art Teacher	78,071	0	78,071	9,236.24	.00	68,834.76	11.8%
98711203 512903 Rogers Computer Te	0	90,339	90,339	8,518.60	.00	81,820.40	9.4%
98712003 512903 Rogers Math Teache	70,819	0	70,819	9,506.48	.00	61,312.52	13.4%
98712603 512903 Rogers Phys. Ed Te	174,519	0	174,519	14,935.88	.00	159,583.12	8.6%
98712803 512903 Rogers Music Teach	90,340	0	90,340	6,880.36	.00	83,459.64	7.6%
98713003 512903 Rogers Science Tea	82,589	0	82,589	6,492.48	.00	76,096.52	7.9%
98713103 512903 Rogers Social Stud	49,626	0	49,626	3,779.52	.00	45,846.48	7.6%
98735003 512105 Rogers Guidance Co	84,219	0	84,219	9,475.55	.00	74,743.45	11.3%
98737033 530002 Rogers SA - Prof.	16,385	0	16,385	.00	.00	16,385.00	.0%
98741103 512101 Rogers Principal	131,863	0	131,863	21,506.48	.00	110,356.52	16.3%
98741103 512102 Rogers Asst. Princ	224,716	0	224,716	26,149.44	.00	198,566.56	11.6%
98741103 512902 Rogers School Cler	43,079	0	43,079	9,554.40	.00	33,524.60	22.2%
98747103 512960 Rogers Custodian	187,702	0	187,702	44,585.18	.00	143,116.82	23.8%
340 SULLIVAN SCHOOL							
98810603 512903 Sullivan Middle Sc	616,463	0	616,463	58,544.32	.00	557,918.68	9.5%
98810603 512958 Sullivan Paraprofe	212,938	0	212,938	13,949.15	.00	198,988.85	6.6%
98810606 512903 Sullivan SPED Teac	773,618	0	773,618	41,023.44	.00	732,594.56	5.3%
98810606 512958 Sullivan SPED Para	283,972	0	283,972	19,361.46	.00	264,610.54	6.8%
98810609 512903 Sullivan ELL Teach	245,785	0	245,785	15,880.40	.00	229,904.60	6.5%
98810612 544400 Sullivan SA - Gene	20,000	0	20,000	12,531.27	106.85	7,361.88	63.2%
98810624 541000 Sullivan SA - Tech	10,000	0	10,000	.00	.00	10,000.00	.0%




FOR 2019 03

	ORIGINAL APPROP	TRANFRS/ ADJSTMTS	REVISED BUDGET	YTD EXPENDED	ENCUMBRANCES	AVAILABLE BUDGET	PCT USED
98811003 512903 Sullivan Art Teach	168,311	0	168,311	12,788.84	.00	155,522.16	7.6%
98811503 512903 Sullivan English T	487,444	0	487,444	32,757.76	.00	454,686.24	6.7%
98811903 512903 Sullivan Tech. Ed.	60,928	0	60,928	.00	.00	60,928.00	.0%
98812003 512903 Sullivan Math Teac	361,068	0	361,068	13,699.04	.00	347,368.96	3.8%
98812603 512903 Sullivan Phys. Ed.	172,462	0	172,462	13,134.92	.00	159,327.08	7.6%
98812803 512903 Sullivan Music Tea	66,020	0	66,020	5,028.32	.00	60,991.68	7.6%
98813003 512903 Sullivan Science T	145,858	0	145,858	15,688.20	.00	130,169.80	10.8%
98813103 512903 Sullivan Social St	155,320	0	155,320	10,552.72	.00	144,767.28	6.8%
98835003 512105 Sullivan Guidance	94,103	0	94,103	8,958.90	.00	85,144.10	9.5%
98837034 530002 Sullivan SA - Prof	14,190	0	14,190	5,332.50	.00	8,857.50	37.6%
98841103 512101 Sullivan Principal	128,775	0	128,775	14,423.10	.00	114,351.90	11.2%
98841103 512102 Sullivan Asst. Pri	117,746	0	117,746	13,451.52	.00	104,294.48	11.4%
98841103 512902 Sullivan School Cl	43,079	0	43,079	9,098.41	.00	33,980.59	21.1%
98841112 512111 STUDENT BODY ACTIV	5,386	0	5,386	.00	.00	5,386.27	.0%
98847103 512960 Sullivan Custodian	190,711	0	190,711	43,192.52	.00	147,518.48	22.6%
<hr/>							
345 WANG SCHOOL							
98910603 512903 Wang Middle School	1,255,912	0	1,255,912	75,743.16	.00	1,180,168.84	6.0%
98910603 512958 Wang Paraprofessio	87,369	0	87,369	6,711.84	.00	80,657.16	7.7%
98910606 512903 Wang SPED Teacher	681,445	0	681,445	52,161.24	.00	629,283.76	7.7%
98910606 512958 Wang SPED Paraprof	131,193	0	131,193	6,531.36	.00	124,661.64	5.0%
98910609 512903 Wang ELL Teacher	322,888	0	322,888	24,591.64	.00	298,296.36	7.6%
98910612 544400 Wang SA - General	36,920	0	36,920	12,069.75	10,799.49	14,050.76	61.9%
98910624 541000 Wang SA - Technolo	10,000	0	10,000	.00	7,969.00	2,031.00	79.7%
98911003 512903 Wang Art Teacher	116,951	0	116,951	8,966.72	.00	107,984.28	7.7%
98911503 512903 Wang English Teach	387,288	0	387,288	22,853.92	.00	364,434.08	5.9%
98912003 512903 Wang Math Teacher	397,960	0	397,960	37,545.22	.00	360,414.78	9.4%
98912603 512903 Wang Phys. Ed. Tea	215,955	0	215,955	17,950.84	.00	198,004.16	8.3%
98912803 512903 Wang Music Teacher	165,480	0	165,480	12,502.64	.00	152,977.36	7.6%
98913003 512903 Wang Science Teach	213,456	0	213,456	15,143.58	.00	198,312.42	7.1%
98913103 512903 Wang Social Studie	226,225	0	226,225	16,672.18	.00	209,552.82	7.4%
98935003 512105 Wang Guidance Coun	84,219	0	84,219	8,017.80	.00	76,201.20	9.5%
98937034 530002 Wang SA - Prof. De	15,000	0	15,000	3,107.75	.00	11,892.25	20.7%
98941103 512101 Wang Principal	138,742	0	138,742	15,694.86	.00	123,047.14	11.3%
98941103 512102 Wang Asst. Princip	113,105	0	113,105	12,679.29	.00	100,425.71	11.2%
98941103 512902 Wang School Clerk	43,079	0	43,079	9,554.40	.00	33,524.60	22.2%
98941104 541500 BASIC TEXT	625	0	625	.00	188.41	436.59	30.1%
98941112 512111 STUDENT BODY ACTIV	7,547	0	7,547	.00	975.00	6,572.36	12.9%
98947103 512960 Wang Custodian	190,142	0	190,142	45,533.94	.00	144,608.06	23.9%
<hr/>							
505 LOWELL HIGH SCHOOL							
99010706 512106 LHS Headmaster	145,670	0	145,670	32,852.92	.00	112,817.08	22.6%




FOR 2019 03

	ORIGINAL APPROP	TRANFRS/ ADJSTMTS	REVISED BUDGET	YTD EXPENDED	ENCUMBRANCES	AVAILABLE BUDGET	PCT USED
99010706 512108 LHS Housemaster	468,671	0	468,671	53,541.78	.00	415,129.22	11.4%
99010707 512914 LHS Discipline & O	103,352	0	103,352	13,953.96	.00	89,398.04	13.5%
99010708 512112 LHS - Coord. of Stu	120,597	0	120,597	27,551.56	.00	93,045.44	22.8%
99010709 512903 LHS R.O.T.C. Teach	248,029	0	248,029	62,950.85	.00	185,078.15	25.4%
99010712 512903 LHS SPED Teacher	2,483,420	0	2,483,420	170,097.92	.00	2,313,322.08	6.8%
99010712 512958 LHS SPED Paraprofe	702,853	0	702,853	58,798.89	.00	644,054.11	8.4%
99010718 524006 LHS SA - Rental of	0	18,000	18,000	18,000.00	.00	.00	100.0%
99010718 544400 LHS SA - General S	196,972	2,569	199,541	59,443.80	55,997.99	84,099.16	57.9%
99010719 512903 LHS ELL Teacher	1,189,531	0	1,189,531	96,399.96	.00	1,093,131.04	8.1%
99010721 541600 LHS SA - Textbooks	0	7,489	7,489	.00	7,488.82	.00	100.0%
99011003 512109 LHS Academic Chair	119,076	0	119,076	13,603.50	.00	105,472.50	11.4%
99011006 512903 LHS Art Teacher	336,045	0	336,045	23,933.60	.00	312,111.40	7.1%
99011207 512917 LHS Computer Repai	64,695	0	64,695	14,781.72	.00	49,913.28	22.8%
99011209 512916 LHS Computer Repai	0	0	0	.00	.00	.00	.0%
99011503 512109 LHS Academic Chair	113,721	0	113,721	12,991.80	.00	100,729.20	11.4%
99011506 512903 LHS English Teach	1,952,501	0	1,952,501	167,732.28	.00	1,784,768.72	8.6%
99011603 512109 LHS Academic Chair	111,831	0	111,831	12,775.80	.00	99,055.20	11.4%
99011606 512903 LHS Foreign Langua	1,388,479	0	1,388,479	105,595.12	.00	1,282,883.88	7.6%
99012003 512109 LHS Academic Chair	106,928	0	106,928	14,436.66	.00	92,491.34	13.5%
99012006 512903 LHS Math Teacher	2,030,158	0	2,030,158	164,455.32	.00	1,865,702.68	8.1%
99012603 512109 LHS Academic Chair	58,835	0	58,835	.00	.00	58,835.00	.0%
99012606 512903 LHS Phys. Ed. Teac	1,173,954	0	1,173,954	101,641.08	.00	1,072,312.92	8.7%
99012706 512903 LHS Business Teach	413,319	0	413,319	24,956.60	.00	388,362.40	6.0%
99012806 512110 Instrumental Band	7,500	0	7,500	.00	.00	7,500.00	.0%
99012806 512903 LHS Music Teacher	134,996	0	134,996	12,105.20	.00	122,890.80	9.0%
99013003 512109 LHS Academic Chair	113,721	0	113,721	12,991.80	.00	100,729.20	11.4%
99013006 512903 LHS Science Teache	1,933,947	0	1,933,947	138,374.20	.00	1,795,572.80	7.2%
99013103 512109 LHS Academic Chair	110,675	0	110,675	12,643.62	.00	98,031.38	11.4%
99013106 512903 LHS Social Studies	1,959,430	0	1,959,430	153,224.24	.00	1,806,205.76	7.8%
99013203 512903 LHS Culinary Arts	197,075	0	197,075	15,009.84	.00	182,065.16	7.6%
99013403 512903 LHS Dance Teacher	198,461	0	198,461	16,593.08	.00	181,867.92	8.4%
99020103 512109 LHS Academic Chair	104,600	0	104,600	11,949.84	.00	92,650.16	11.4%
99028004 512903 LHS In-House Suspe	95,032	0	95,032	13,757.48	.00	81,274.52	14.5%
99028005 541500 BASIC TEXT	2,500	2,500	5,000	2,347.31	152.69	2,500.00	50.0%
99028104 512135 LHS Social Worker	0	360,795	360,795	37,513.82	.00	323,281.18	10.4%
99030306 512112 LHS Student Supt S	97,821	0	97,821	15,600.24	.00	82,220.76	15.9%
99030306 512968 LHS Freshman Acade	112,308	0	112,308	12,918.24	.00	99,389.76	11.5%
99030502 512111 LHS Student Activi	144,951	0	144,951	.00	.00	144,951.00	.0%
99030502 512122 LHS Student Activi	79,838	0	79,838	6,080.56	.00	73,757.44	7.6%
99030502 524004 LHS Athletics - Un	10,000	0	10,000	.00	.00	10,000.00	.0%
99030502 524006 LHS Athletics - Re	30,000	0	30,000	.00	5,000.00	25,000.00	16.7%
99030504 544400 LHS Student Activi	34,000	179	34,179	3,623.00	8,912.50	21,643.25	36.7%
99030510 541000 LHS SA - Technolog	50,000	2,893	52,893	2,326.66	12,962.87	37,603.80	28.9%
99031003 512113 LHS Coaches - Inte	455,522	0	455,522	.00	.00	455,522.00	.0%




FOR 2019 03

	ORIGINAL APPROP	TRANFRS/ ADJSTMTS	REVISED BUDGET	YTD EXPENDED	ENCUMBRANCES	AVAILABLE BUDGET	PCT USED
99031003 512114 LHS Coaches - Intr	66,000	-5,500	60,500	.00	25,500.00	35,000.00	42.1%
99031003 512115 LHS Administrator	58,835	0	58,835	26,796.92	.00	32,038.08	45.5%
99031005 530000 LHS Athletics - Co	83,500	5,500	89,000	.00	83,500.00	5,500.00	93.8%
99031006 530002 LHS Athletics - Co	31,826	0	31,826	20,669.00	937.24	10,219.76	67.9%
99031009 544400 LHS Athletics - Su	134,112	2,206	136,318	6,262.73	54,841.97	75,212.95	44.8%
99031012 577615 LHS Athletics - Tr	130,000	0	130,000	.00	.25	130,000.00	.0%
99032003 512903 LHS Video Producti	0	0	0	19,094.91	.00	-19,094.91	100.0%*
99032006 512967 LHS Video Producti	0	0	0	2,828.00	.00	-2,828.00	100.0%*
99035003 512105 LHS Guidance Couns	1,090,964	0	1,090,964	123,866.71	.00	967,097.29	11.4%
99035006 512902 LHS Guidance Clerk	220,969	0	220,969	49,059.28	.00	171,909.72	22.2%
99035009 544400 LHS Guidance - Sup	1,000	0	1,000	.00	.00	1,000.00	.0%
99036003 512103 LHS Library Media	89,558	0	89,558	6,820.80	.00	82,737.20	7.6%
99037006 512903 LHS Lead Teacher S	25,200	0	25,200	.00	.00	25,200.00	.0%
99037050 530002 LHS SA - Prof. Dev	35,000	0	35,000	4,757.66	.00	30,242.34	13.6%
99041006 512207 LHS Bursar/Fin. Sp	48,225	0	48,225	11,018.64	.00	37,206.36	22.8%
99041103 512902 LHS School Clerk	469,228	0	469,228	100,819.23	.00	368,408.77	21.5%
99041104 530002 LHS Schl Alloc - O	18,000	0	18,000	.00	.00	18,000.00	.0%
99041205 512970 LHS Student Data A	81,811	0	81,811	18,692.40	.00	63,118.60	22.8%
99041403 512915 LHS Security Guard	301,026	0	301,026	68,359.57	.00	232,666.43	22.7%
99047103 512960 LHS Custodian	67,732	0	67,732	200,157.85	.00	-132,425.85	295.5%*
99047103 513000 SW OVERTIME	0	0	0	3,123.88	.00	-3,123.88	100.0%*
99310301 512907 Sick Leave Buy Bac	700,000	0	700,000	168,455.18	.00	531,544.82	24.1%
99310301 514800 Longevity - System	10,000	0	10,000	310.14	.00	9,689.86	3.1%
99328102 570703 Dual Enrollment Pr	45,000	0	45,000	.00	45,000.00	.00	100.0%
<hr/> 705 MCHUGH/BRADY ALTERNATIVE SCH							
99210603 512903 PROF STAFF/ TEACHE	74,234	0	74,234	5,653.72	.00	68,580.28	7.6%
99210606 512958 PARA-PROFESSIONAL	0	0	0	1,797.32	.00	-1,797.32	100.0%*
99210609 512110 SCHOOLCOORDINATORS	117,205	0	117,205	12,997.26	.00	104,207.74	11.1%
99210612 544400 Brady - General Su	13,200	0	13,200	.00	5,478.56	7,721.44	41.5%
99211503 512903 McHugh English Tea	0	0	0	10,389.76	.00	-10,389.76	100.0%*
99212003 512903 McHugh Math Teache	70,764	0	70,764	6,672.72	.00	64,091.28	9.4%
99213003 512903 McHugh Science Tea	0	0	0	5,361.44	.00	-5,361.44	100.0%*
99213103 512903 McHugh Social Stud	57,861	0	57,861	4,406.88	.00	53,454.12	7.6%
99228103 512135 SOCIAL WORKER	55,774	0	55,774	18,195.15	.00	37,578.85	32.6%
99237070 512903 SW PROF STAFF/CLAS	32,351	0	32,351	3,013.72	.00	29,337.28	9.3%
99241103 512102 ASST PRINCIPAL BRI	87,597	0	87,597	.00	.00	87,597.00	.0%
99241103 512902 NONINSTRUCT/SEC&CL	58,711	0	58,711	4,427.68	.00	54,283.32	7.5%
99241106 512111 STUDENT BODY ACTIV	288	0	288	.00	.00	287.56	.0%
99247103 512960 Riverside Custodia	45,939	0	45,939	10,896.28	.00	35,042.72	23.7%
<hr/> 706 MCHUGH/RIVERSIDE ALTERN SCH							
99228104 530002 Riverside Contract	300	0	300	.00	.00	300.00	.0%




FOR 2019 03

	ORIGINAL APPROP	TRANFRS/ ADJSTMTS	REVISED BUDGET	YTD EXPENDED	ENCUMBRANCES	AVAILABLE BUDGET	PCT USED
805 SYSTEMWIDE SCHOOLS							
99010006 577724 Testing & Evaluati	1,000	0	1,000	.00	.00	1,000.00	.0%
99300003 577771 School Committee S	105,000	1,149,211	1,254,211	.00	.00	1,254,211.00	.0%
99300004 512110 Coordinator of Res	112,319	0	112,319	25,578.16	.00	86,740.84	22.8%
99305120 544400 Supplies - Mathema	8,000	1,345	9,345	1,229.76	8,115.39	.00	100.0%
99310004 544400 Supplies & Textboo	400,000	1,480	401,480	141,723.45	250,481.52	9,275.31	97.7%
99310006 575268 Modular Classroom	282,672	12,047	294,719	59,158.83	235,560.00	.04	100.0%
99310008 512918 Teacher Acad. Ment	30,600	0	30,600	.00	.00	30,600.00	.0%
99310008 512963 Teacher Acad. Ment	145,000	0	145,000	.00	.00	145,000.00	.0%
99310008 518300 Teacher Acad. Inst	65,000	0	65,000	12,600.00	.00	52,400.00	19.4%
99310008 571801 Teacher Acad. Ince	75,000	0	75,000	.00	.00	75,000.00	.0%
99310103 512401 Day-to-Day Substit	1,200,000	0	1,200,000	102,348.75	.00	1,097,651.25	8.5%
99310103 512402 Long Term Substitu	1,000,000	0	1,000,000	12,983.78	.00	987,016.22	1.3%
99310303 530103 Pre-Employment Phy	30,000	990	30,990	11,635.00	15,855.00	3,500.00	88.7%
99310305 512903 STEM Resource Teac	49,124	0	49,124	6,213.88	.00	42,910.12	12.6%
99310305 512963 STIPENDS- OTHER	75,600	0	75,600	.00	.00	75,600.00	.0%
99310306 512903 SW PROF STAFF/CLAS	17,500	0	17,500	10,895.00	.00	6,605.00	62.3%
99311202 512917 District Webmaster	68,825	0	68,825	15,725.40	.00	53,099.60	22.8%
99311203 512112 Tech. Instr. Supor	351,539	0	351,539	33,467.00	.00	318,072.00	9.5%
99311203 512120 Director of Techno	91,809	0	91,809	21,396.49	.00	70,412.51	23.3%
99311204 540900 Instructional Tech	275,000	0	275,000	156,858.22	12,623.40	105,518.38	61.6%
99311204 541000 Instructional Tech	350,000	0	350,000	94,025.51	66,933.70	189,040.79	46.0%
99311206 530002 Instructional Tech	50,000	0	50,000	.00	.00	50,000.00	.0%
99312003 512110 Coordinator of Mat	109,287	0	109,287	24,888.16	.00	84,398.84	22.8%
99312603 544400 LHS R.O.T.C. Suppl	1,000	0	1,000	.00	.00	1,000.00	.0%
99312606 577615 LHS R.O.T.C. Trans	3,000	90	3,090	.00	3,090.00	.00	100.0%
99312606 577730 LHS R.O.T.C. Equip	2,500	0	2,500	.00	.00	2,500.00	.0%
99312804 541500 Supplies - Instrum	5,000	0	5,000	.00	.00	5,000.00	.0%
99312804 542000 Instrumental Music	54,300	0	54,300	.00	13,400.00	40,900.00	24.7%
99312805 512903 Instrumental Music	250,905	0	250,905	18,959.84	.00	231,945.16	7.6%
99312808 530112 Band Camp - LHS	1,800	0	1,800	.00	.00	1,800.00	.0%
99312808 539900 Monday Night Band	10,500	0	10,500	.00	.00	10,500.00	.0%
99312904 512119 Coordinator of Lit	103,227	0	103,227	23,507.80	.00	79,719.20	22.8%
99312905 512968 TITLE I DIRECTOR	29,720	0	29,720	.00	.00	29,720.00	.0%
99312906 544400 Supplies - Reading	5,000	0	5,000	.00	.00	5,000.00	.0%
99313005 512146 Coordinator of Sci	110,443	0	110,443	25,151.04	.00	85,291.96	22.8%
99313103 577760 Field Trip Admissi	46,000	400	46,400	.00	400.00	46,000.00	.9%
99320103 512133 Director of Specia	131,084	0	131,084	29,939.52	.00	101,144.48	22.8%
99320104 511000 School Nurses - Sp	133,995	0	133,995	34,317.84	.00	99,677.16	25.6%
99320106 512104 Board Cert. Behavi	833,203	0	833,203	79,912.95	.00	753,290.05	9.6%
99320106 512130 Occupational Thera	1,016,228	0	1,016,228	82,278.60	.00	933,949.40	8.1%




FOR 2019 03

	ORIGINAL APPROP	TRANFRS/ ADJSTMTS	REVISED BUDGET	YTD EXPENDED	ENCUMBRANCES	AVAILABLE BUDGET	PCT USED
99320106 512136 SPED Homebound Ins	30,000	0	30,000	19,388.60	.00	10,611.40	64.6%
99320106 512137 Evaluation Team Ch	1,265,753	0	1,265,753	120,165.99	.00	1,145,587.01	9.5%
99320106 512925 Sign Language Inte	40,500	0	40,500	10,722.48	.00	29,777.52	26.5%
99320107 512136 Home/Parent Educat	12,000	0	12,000	10,133.75	.00	1,866.25	84.4%
99320109 530002 SPED Contracted Se	25,000	0	25,000	.00	100.00	24,900.00	.4%
99320112 544400 SPED Supplies	40,000	0	40,000	1,645.72	12,618.98	25,735.30	35.7%
99320115 575333 SPED Out of Distri	7,027,355	5	7,027,360	.00	6,212,697.57	814,662.25	88.4%
99320115 577724 SPED Testing	16,000	0	16,000	16,000.00	.00	.00	100.0%
99320116 577615 SPED Transportatio	5,160,000	43,321	5,203,321	409,951.45	3,618,764.05	1,174,605.50	77.4%
99322003 512132 Hearing Impaired T	180,178	0	180,178	15,332.16	.00	164,845.84	8.5%
99324103 512131 Speech Therapists	2,023,713	0	2,023,713	151,508.05	.00	1,872,204.95	7.5%
99325003 512134 Vision Impaired Te	74,234	0	74,234	5,653.72	.00	68,580.28	7.6%
99326103 577515 SPED Hospitalized	55,000	0	55,000	.00	6,050.00	48,950.00	11.0%
99327003 512903 Knowledge Bowl Sti	23,500	0	23,500	.00	.00	23,500.00	.0%
99327006 544400 Knowledge Bowl Sup	1,500	0	1,500	.00	.00	1,500.00	.0%
99328104 530105 SCORE Peer Mediat	35,000	0	35,000	.00	35,000.00	.00	100.0%
99328104 530107 Homebound Instruct	55,000	0	55,000	652.50	.00	54,347.50	1.2%
99328106 512969 Behavior Specialis	171,529	0	171,529	16,330.05	.00	155,198.95	9.5%
99330203 524008 Central Office Ren	403,014	0	403,014	69,140.56	333,873.44	.00	100.0%
99330206 512903 Social Skills Teac	131,324	0	131,324	4,640.36	.00	126,683.64	3.5%
99330206 512958 Social Skills Para	86,396	0	86,396	5,477.64	.00	80,918.36	6.3%
99333003 512110 Coordinator of ELL	116,505	0	116,505	26,531.28	.00	89,973.72	22.8%
99334206 512903 Native Language Su	86,150	0	86,150	8,086.48	.00	78,063.52	9.4%
99335551 512104 Psychologists	1,269,967	0	1,269,967	124,449.77	.00	1,145,517.23	9.8%
99337006 530002 Professional Devel	200,000	2,154	202,154	5,919.31	7,640.90	188,593.39	6.7%
99337006 531904 Tuition Reimburse	260,000	0	260,000	43,606.45	.00	216,393.55	16.8%
99337007 512301 Intervention/Enric	1,020,000	0	1,020,000	19,140.00	.00	1,000,860.00	1.9%
99337007 512303 Out-of-School PLC	75,000	0	75,000	1,185.00	.00	73,815.00	1.6%
99337007 512923 Kindergarten Tutor	0	0	0	450.00	.00	-450.00	100.0%*
99338003 512923 ELL Tutors	500,000	0	500,000	24,630.00	.00	475,370.00	4.9%
99338003 512924 ELL Parent Liaison	35,775	0	35,775	2,724.72	.00	33,050.28	7.6%
99338006 544400 ELL Supplies	11,000	1,048	12,048	1,276.55	4,647.06	6,123.91	49.2%
99338007 541600 ELL Textbooks	9,000	0	9,000	2,582.50	3,222.03	3,195.47	64.5%
99339003 512118 Director of Adult	102,946	0	102,946	23,444.04	.00	79,501.96	22.8%
99339003 512903 Adult Education Te	383,328	0	383,328	29,194.44	.00	354,133.56	7.6%
99339004 512112 District Support S	392,085	0	392,085	38,328.34	.00	353,756.66	9.8%
99339004 512142 Family Resource Ce	108,834	0	108,834	24,784.92	.00	84,049.08	22.8%
99340303 563601 Student Accident I	26,872	0	26,872	24,521.75	.00	2,350.25	91.3%
99341129 511000 Principal Merit In	26,268	0	26,268	.00	.00	26,268.00	.0%
99341201 512917 Media Technology S	313,740	0	313,740	59,406.25	.00	254,333.75	18.9%
99341203 512204 Asst Supt - Financ	146,775	0	146,775	34,076.91	.00	112,698.09	23.2%
99341203 512205 Asst Supt - Studen	157,075	0	157,075	35,192.28	.00	121,882.72	22.4%
99341203 512800 Superintendent of	199,225	0	199,225	45,975.00	.00	153,250.00	23.1%
99341203 512901 Asst Supt - Curric	154,500	0	154,500	34,615.44	.00	119,884.56	22.4%



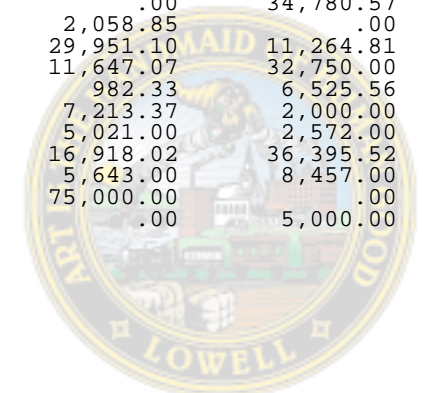
FOR 2019 03

	ORIGINAL APPROP	TRANFRS/ ADJSTMTS	REVISED BUDGET	YTD EXPENDED	ENCUMBRANCES	AVAILABLE BUDGET	PCT USED
99341203 512971 Director of Human	87,476	0	87,476	.00	.00	87,476.00	.0%
99341206 530002 SO - Contracted Se	23,000	0	23,000	9,200.00	7,573.14	6,226.86	72.9%
99341206 531702 SO - Advertising	15,000	383	15,383	.00	382.68	15,000.00	2.5%
99341207 512902 Clerical Staff - S	436,387	0	436,387	88,747.17	.00	347,639.83	20.3%
99341208 530002 CONTRACTED SERVICE	35,000	0	35,000	4,242.00	7,208.00	23,550.00	32.7%
99341209 544400 SO - Supplies	3,500	11	3,511	144.03	1,624.71	1,742.75	50.4%
99341212 570701 SO - In State Trav	31,000	0	31,000	4,120.07	.00	26,879.93	13.3%
99341212 577766 SO - Expenses	9,500	0	9,500	8,655.25	529.00	315.75	96.7%
99341212 577769 SO - Memberships	10,500	0	10,500	664.00	2,500.00	7,336.00	30.1%
99341215 512143 Staff Counsel for	108,876	0	108,876	24,876.38	.00	83,999.62	22.8%
99341215 512206 Assistant Business	95,000	0	95,000	10,961.52	.00	84,038.48	11.5%
99341215 512919 Counsel Collective	91,809	0	91,809	20,976.96	.00	70,832.04	22.8%
99341215 512920 Indirect Salary Ac	0	0	0	16,315.31	.00	-16,315.31	100.0%*
99341215 512921 Computer Network M	0	0	0	44,414.69	.00	-44,414.69	100.0%*
99341215 512922 Mail Courier	36,385	0	36,385	7,101.04	.00	29,283.96	19.5%
99341215 512965 Substitute Teacher	15,000	0	15,000	1,071.42	.00	13,928.58	7.1%
99341215 513001 Overtime - Clerica	30,000	0	30,000	5,613.07	.00	24,386.93	18.7%
99341218 530002 Contracted Svcs -	35,000	0	35,000	.00	35,000.00	.00	100.0%
99341218 530041 Contracted Svcs -	5,000	0	5,000	65.64	4,434.36	500.00	90.0%
99341218 531702 Advertising	30,000	0	30,000	.00	11,800.00	18,200.00	39.3%
99341218 531800 Printing & Binding	15,000	0	15,000	.00	6,246.00	8,754.00	41.6%
99341218 536900 Postage	50,000	0	50,000	10,000.00	.00	40,000.00	20.0%
99341221 544400 LHS Data Processin	15,000	2,000	17,000	.00	3,277.40	13,722.60	19.3%
99341224 570100 Program & Analytic	30,000	200	30,200	22,495.25	.00	7,704.75	74.5%
99341224 570402 Internet Service P	125,000	0	125,000	36,161.91	12,966.49	75,871.60	39.3%
99341224 575270 Photocopier Purcha	52,000	0	52,000	1,293.63	5,174.52	45,531.85	12.4%
99341224 575422 Photocopier Mainte	25,000	0	25,000	.00	.00	25,000.00	.0%
99341224 577600 Admin. Tech. - Con	28,000	0	28,000	17,185.08	4,866.25	5,948.67	78.8%
99341224 577717 Admin. Tech. - Sof	204,000	0	204,000	185,579.50	17,715.00	705.50	99.7%
99341227 570102 Admin. Tech. - Har	51,000	0	51,000	1,532.00	4,425.00	45,043.00	11.7%
99341228 573700 School Webmaster S	2,500	0	2,500	.00	.00	2,500.00	.0%
99341230 512902 Clerical Staff - A	822,032	0	822,032	219,295.25	.00	602,736.75	26.7%
99341230 512973 ASSISTANT HR DIREC	83,240	0	83,240	15,849.20	.00	67,390.80	19.0%
99341231 511100 Part-Time Computer	50,000	0	50,000	4,045.95	.00	45,954.05	8.1%
99341232 512140 Student Database A	88,443	0	88,443	.00	.00	88,443.00	.0%
99341232 512203 Asst Database Admi	46,822	0	46,822	.00	.00	46,822.00	.0%
99341233 520703 Tech. Helpdesk Coo	56,105	0	56,105	12,819.24	.00	43,285.76	22.8%
99341303 512902 School Committee S	20,000	0	20,000	4,615.44	.00	15,384.56	23.1%
99341303 512918 School Committee S	72,000	0	72,000	16,615.44	.00	55,384.56	23.1%
99341312 577732 SC - Subscriptions	3,500	0	3,500	.00	.00	3,500.00	.0%
99341312 577766 SC - Expenses	5,340	0	5,340	3,000.00	.00	2,340.00	56.2%
99341312 577769 SC - Memberships	2,450	0	2,450	700.00	.00	1,750.00	28.6%
99341403 512116 Attendance Officer	73,197	0	73,197	5,574.84	.00	67,622.16	7.6%
99341403 512910 Attendance Monitor	34,284	0	34,284	5,279.90	.00	29,004.10	15.4%



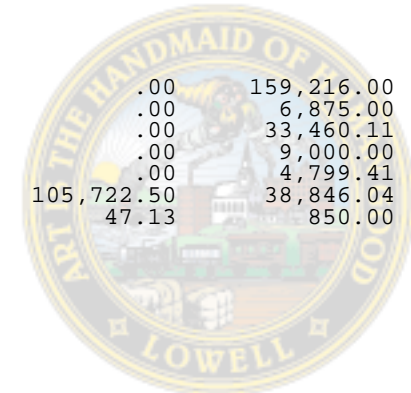
FOR 2019 03

	ORIGINAL APPROP	TRANFRS/ADJSTMTS	REVISED BUDGET	YTD EXPENDED	ENCUMBRANCES	AVAILABLE BUDGET	PCT USED
99341504 530002 Student Sppt - Con	23,000	0	23,000	17,157.50	2,067.50	3,775.00	83.6%
99341506 545700 Student Sppt - Sup	15,000	0	15,000	8,657.58	442.42	5,900.00	60.7%
99345006 563600 Employee Health In	16,353,050	0	16,353,050	4,321,729.16	.00	12,031,320.84	26.4%
99347103 512906 Director of Operat	83,240	0	83,240	19,019.03	.00	64,220.97	22.8%
99347103 512960 Administration Bld	46,493	0	46,493	11,149.84	.00	35,343.16	24.0%
99347103 513000 Overtime - Custodi	70,000	0	70,000	35,257.65	.00	34,742.35	50.4%
99347103 513101 Overtime - Man Out	95,000	0	95,000	13,605.61	.00	81,394.39	14.3%
99347106 530002 Maintenance - Cont	150,000	2,031	152,031	54,095.25	97,911.70	24.13	100.0%
99347109 544400 Maintenance - Supp	129,554	1,000	130,554	35,786.32	69,416.68	25,351.00	80.6%
99347112 537600 Utility - Water/Se	0	0	0	89,290.37	.00	-89,290.37	100.0%*
99347112 575243 Maintenance - Buil	7,000	152	7,152	6,410.38	490.99	251.12	96.5%
99347112 575370 Utility - Telephon	20,000	0	20,000	27,745.21	.00	-7,745.21	138.7%*
99347112 575452 Maintenance - Floo	42,000	0	42,000	7,255.00	5,695.00	29,050.00	30.8%
99347112 577723 Maintenance - Swim	11,000	0	11,000	41.34	.00	10,958.66	.4%
99347203 576110 Capital Equipment	125,000	0	125,000	33,416.88	8,021.88	83,561.24	33.2%
99348006 530002 Transportation - C	4,000	0	4,000	808.39	.00	3,191.61	20.2%
99348009 541000 Transportation - S	5,000	0	5,000	5,000.00	.00	.00	100.0%
99348009 544400 Transportation - S	8,000	0	8,000	6,487.00	890.00	623.00	92.2%
99348012 577615 Transportation - R	4,423,541	1,510	4,425,051	4,834.78	3,538,599.00	881,617.22	80.1%
TOTAL EDUCATION	165,522,325	1,256,583	166,778,908	18,367,010.65	15,233,249.42	133,178,648.37	20.1%
TOTAL EXPENSES	165,522,325	1,256,583	166,778,908	18,367,010.65	15,233,249.42	133,178,648.37	
4 PUBLIC WORKS							
400 DPW GENERAL							
04004151 511000 SALARIES - PERMANE	502,526	0	502,526	107,585.79	.00	394,940.21	21.4%
04004151 512000 S & W TEMPORARY	15,000	0	15,000	2,550.00	.00	12,450.00	17.0%
04004152 520100 ENERGY- ELECTRICIT	156,000	0	156,000	28,063.56	.00	127,936.44	18.0%
04004152 520101 ENERGY- HEATING GA	35,000	0	35,000	219.43	.00	34,780.57	.6%
04004153 520200 TELEPHONE	2,500	0	2,500	441.15	2,058.85	.00	100.0%
04004153 520500 REPAIR & MAINT-EQU	42,250	2,790	45,040	3,823.59	29,951.10	11,264.81	75.0%
04004153 520503 REPAIR & MAINT ELE	45,000	0	45,000	602.93	11,647.07	32,750.00	27.2%
04004153 524000 RENTAL OF EQUIPMEN	7,500	276	7,776	267.67	982.33	6,525.56	16.1%
04004153 524004 UNIFORM RENTAL	12,000	0	12,000	2,786.63	7,213.37	2,000.00	83.3%
04004153 525100 LEASING EQUIP. & S	10,000	275	10,275	2,682.00	5,021.00	2,572.00	75.0%
04004153 530000 PROFESSIONAL SERVI	70,000	362	70,362	17,048.62	16,918.02	36,395.52	48.3%
04004153 530058 INSPECTION STICKER	12,000	2,100	14,100	.00	5,643.00	8,457.00	40.0%
04004153 530062 TREE REMOVAL SERVI	75,000	0	75,000	.00	75,000.00	.00	100.0%
04004153 530105 TRAINING/EVALUATIO	5,000	0	5,000	.00	.00	5,000.00	.0%




FOR 2019 03

4	PUBLIC WORKS	ORIGINAL APPROP	TRANFRS/ADJSTMTS	REVISED BUDGET	YTD EXPENDED	ENCUMBRANCES	AVAILABLE BUDGET	PCT USED
	04004153 531702 ADVERTISING	3,000	1,072	4,072	.00	1,071.98	3,000.00	26.3%
	04004154 542500 AUTOMOTIVE-TIRES &	90,000	702	90,702	20,408.85	33,146.95	37,146.34	59.0%
	04004154 542501 GAS & MOTOR OIL	70,000	0	70,000	-12,676.94	82,676.94	.00	100.0%
	04004154 543700 PUBLIC WORKS-SUPPL	12,500	0	12,500	467.39	3,009.41	9,023.20	27.8%
	04004154 544000 ELECTRICAL SUPPLIE	85,000	787	85,787	8,612.79	7,555.05	69,619.49	18.8%
	04004154 544400 OFFICE SUPPLIES	3,500	0	3,500	1,240.65	2,069.20	190.15	94.6%
	04004154 589110 OVERFLOW BAGS	30,000	0	30,000	.00	13,000.00	17,000.00	43.3%
	04004157 570704 TRANSPORATION REIM	3,700	0	3,700	.00	.00	3,700.00	.0%
	04004157 571300 DPW-VARIOUS SCHL P	118,000	16,058	134,058	56,721.86	55,295.48	22,040.80	83.6%
	04004157 573400 MISCELLANEOUS CHAR	5,500	0	5,500	2,256.89	.00	3,243.11	41.0%
	04004170 589111 PLOWS & FRAMES	10,000	135	10,135	.00	134.75	10,000.00	1.3%
	04004170 589122 REPLACE ALARM SYST	17,500	0	17,500	1,631.60	6,368.40	9,500.00	45.7%
	04004170 589165 IRRIGATION EQUIPME	5,000	0	5,000	.00	.00	5,000.00	.0%
	04007953 520507 REPAIR & MAINT- BU	90,000	10,106	100,106	4,022.00	22,778.55	73,305.42	26.8%
	04007954 543100 CUSTODIAL-SUPPLIES	10,000	13	10,013	4,199.79	12.71	5,800.21	42.1%
	04007954 543400 GRAFFITI SUPPLIES	9,000	0	9,000	447.63	41.37	8,511.00	5.4%
	04007954 543800 BUILDING-SUPPLIES	75,000	3,923	78,923	9,567.39	25,511.44	43,844.28	44.4%
	04007975 582500 BUILDING REHAB./RE	80,000	9,015	89,015	8,002.00	42,053.10	38,960.00	56.2%
	04008151 511000 SALARIES - PERMANE	468,470	0	468,470	96,345.09	.00	372,124.91	20.6%
	04008151 513000 SW OVERTIME	7,000	0	7,000	8,013.93	.00	-1,013.93	114.5%*
	04008351 511000 SALARIES - PERMANE	1,305,004	0	1,305,004	277,561.56	.00	1,027,442.44	21.3%
	04008351 513000 SW OVERTIME	21,000	0	21,000	12,196.13	.00	8,803.87	58.1%
	04008551 513000 SNOW OVERTIME	200,000	0	200,000	.00	.00	200,000.00	.0%
	04008753 529600 SNOW & ICE REMOVAL	775,000	0	775,000	.00	.00	775,000.00	.0%
	04008757 573400 MISCELLANEOUS CHAR	50,000	0	50,000	.00	.00	50,000.00	.0%
	04008766 542300 SNOW-ICE SAND & SA	325,000	0	325,000	.00	.00	325,000.00	.0%
	04008952 520103 ENERGY-STREET LIGH	424,000	0	424,000	41,097.54	25,530.00	357,372.46	15.7%
	04008953 520513 REPAIR & MAINT-D'T	25,000	0	25,000	442.55	23,026.82	1,530.63	93.9%
	04009175 588503 IMPROV-HIGHWAY-SID	20,000	0	20,000	8,557.45	2,192.55	9,250.00	53.8%
	04009353 521400 HAZARDOUS WASTE CO	17,500	825	18,325	1,382.49	12,030.30	4,912.51	73.2%
	04009353 521504 TRASH COLLECTION	5,455,000	17,248	5,472,248	1,044,166.39	2,466,175.58	1,961,905.58	64.1%
	04009353 545700 RECYCLING SUPPLIES	10,000	37	10,037	.00	37.00	10,000.00	.4%
	04009557 571903 INS. PREMIUMS - OT	290,000	0	290,000	817.00	.00	289,183.00	.3%
<hr/>								
491 CEMETERY								
	04914151 511000 SALARIES - PERMANE	204,798	0	204,798	45,582.00	.00	159,216.00	22.3%
	04914151 512000 S & W TEMPORARY	10,000	0	10,000	3,125.00	.00	6,875.00	31.3%
	04914151 513000 OVERTIME	18,126	20,000	38,126	4,665.89	.00	33,460.11	12.2%
	04914152 520101 ENERGY- HEATING GA	9,000	0	9,000	.00	.00	9,000.00	.0%
	04914153 520100 ENERGY- ELECTRICIT	5,000	0	5,000	200.59	.00	4,799.41	4.0%
	04914153 530000 PROFESSIONAL SERVI	163,000	28,540	191,540	46,971.46	105,722.50	38,846.04	79.7%
	04914157 573400 MISCELLANEOUS CHAR	900	0	900	2.87	47.13	850.00	5.6%




FOR 2019 03

	ORIGINAL APPROP	TRANFRS/ ADJSTMTS	REVISED BUDGET	YTD EXPENDED	ENCUMBRANCES	AVAILABLE BUDGET	PCT USED
04914170 580301 CEMETERY GEN.IMPRO	3,750	20,000	23,750	.00	.00	23,750.00	.0%
04914170 589188 FENCES	10,000	0	10,000	.00	3,200.00	6,800.00	32.0%
04914175 580300 WESTLAWN II-CEM.IM	3,500	0	3,500	.00	.00	3,500.00	.0%
04914254 542700 GROUNDSKEEPING-SUP	3,750	0	3,750	83.00	438.99	3,228.01	13.9%
04914254 544400 OFFICE SUPPLIES	1,500	0	1,500	.00	.00	1,500.00	.0%
04914254 545100 CEMETERY-FLOWERS	3,000	0	3,000	.00	.00	3,000.00	.0%
04914254 545300 MISC-SUPPLIES-OTHE	250	0	250	.00	.00	250.00	.0%
TOTAL PUBLIC WORKS	11,537,024	134,263	11,671,287	1,862,184.21	3,087,560.94	6,721,542.15	42.4%
TOTAL EXPENSES	11,537,024	134,263	11,671,287	1,862,184.21	3,087,560.94	6,721,542.15	
5 HEALTH & HUMAN SERVICES							
510 HEALTH DEPARTMENT							
05104151 511000 SALARIES - PERMANE	2,479,296	0	2,479,296	486,879.76	.00	1,992,416.24	19.6%
05104151 512000 S & W TEMPORARY	7,800	0	7,800	1,350.00	.00	6,450.00	17.3%
05104151 512963 STIPENDS- OTHER	33,850	0	33,850	425.00	.00	33,425.00	1.3%
05104151 513000 OVERTIME	1,540	0	1,540	553.32	.00	986.68	35.9%
05104153 520100 ENERGY-ELECTRICITY	24,000	0	24,000	1,164.04	.00	22,835.96	4.9%
05104153 520200 TELEPHONE	3,000	767	3,767	266.29	3,100.55	400.00	89.4%
05104153 520500 REPAIR & MAINT- EQ	3,600	380	3,980	1,171.00	2,669.00	140.00	96.5%
05104153 530000 PROFESSIONAL SERVI	30,000	0	30,000	.00	6,000.00	24,000.00	20.0%
05104153 531702 ADVERTISING	1,000	0	1,000	.00	.00	1,000.00	.0%
05104153 531800 PRINTING & BINDIN	1,500	0	1,500	99.00	150.00	1,251.00	16.6%
05104154 541000 COMPUTER EQUIPMT/S	500	280	780	161.53	280.32	338.47	56.6%
05104157 570401 DUES & SUBSCRIPTIO	1,900	100	2,000	215.00	1,605.00	180.00	91.0%
05104157 570702 TRANS REIMBURS.& S	14,000	40	14,040	456.28	40.00	13,543.72	3.5%
05104170 589161 MISC EQUIPMENT	1,500	0	1,500	.00	128.72	1,371.28	8.6%
05104170 589166 OFFICE FURNITURE &	750	0	750	.00	.00	750.00	.0%
05104254 543100 CUSTODIAL-SUPPLIES	500	0	500	.00	.00	500.00	.0%
05104254 544100 HEALTH NURSE SUPPL	16,000	0	16,000	6,965.70	127.98	8,906.32	44.3%
05104254 544400 OFFICE SUPPLIES	1,000	0	1,000	663.00	100.26	236.74	76.3%
05104254 545300 MISC-SUPPLIES-OTHE	500	0	500	.00	.00	500.00	.0%
05104254 582521 OUTREACH SERVICES	5,000	0	5,000	37.63	360.00	4,602.37	8.0%
541 COUNCIL ON AGING							
05414151 511000 SALARIES - PERMANE	288,170	0	288,170	72,387.47	.00	215,782.53	25.1%
05414152 520100 ENERGY- ELECTRICIT	48,000	0	48,000	7,333.55	.00	40,666.45	15.3%




FOR 2019 03

	ORIGINAL APPROP	TRANFRS/ ADJSTMTS	REVISED BUDGET	YTD EXPENDED	ENCUMBRANCES	AVAILABLE BUDGET	PCT USED
05414152 520101 ENERGY- HEATING GA	14,000	0	14,000	77.82	.00	13,922.18	.6%
05414153 520500 REPAIR & MAINT OF	2,000	135	2,135	.00	352.00	1,783.00	16.5%
05414153 530017 ELDERLY SERVICE	1,500	124	1,624	.00	1,265.30	358.50	77.9%
05414154 542000 MEALS ON WHEELS-EL	20,000	0	20,000	12,674.51	3,787.94	3,537.55	82.3%
05414154 542300 GAS & MOTOR OIL-SU	3,500	0	3,500	864.52	.00	2,635.48	24.7%
05414154 543000 CLEANING-SUPPLIES	2,000	295	2,295	131.00	164.20	2,000.00	12.9%
05414154 544400 OFFICE SUPPLIES	1,000	3	1,003	.00	3.38	1,000.00	.3%
05414157 570702 TRANS REIMBURS.& S	250	250	500	190.28	.00	309.72	38.1%
05414159 589161 MISC EQUIPMENT	2,000	107	2,107	.00	107.33	2,000.00	5.1%
05414257 571903 INS. PREMIUMS - OT	21,000	0	21,000	.00	15,586.65	5,413.35	74.2%
543 VETERAN'S							
05434151 511000 SALARIES - PERMANE	154,130	0	154,130	35,437.56	.00	118,692.44	23.0%
05434153 535900 CELEBRATIONS	7,000	0	7,000	631.96	613.00	5,755.04	17.8%
05434154 544400 OFFICE SUPPLIES	1,000	0	1,000	.00	169.80	830.20	17.0%
05434157 570702 TRANS REIMBURS.& S	1,650	0	1,650	134.00	.00	1,516.00	8.1%
05434157 573100 VETERANS' SERVICES	640,000	0	640,000	167,648.63	.00	472,351.37	26.2%
TOTAL HEALTH & HUMAN SERVICES	3,834,436	2,482	3,836,918	797,918.85	36,611.43	3,002,387.59	21.8%
TOTAL EXPENSES	3,834,436	2,482	3,836,918	797,918.85	36,611.43	3,002,387.59	
6 CULTURE & RECREATION							
610 LIBRARY							
06104151 511000 SALARIES - PERMANE	935,416	0	935,416	213,058.35	.00	722,357.65	22.8%
06104151 512000 SW TEMPORARY	73,749	0	73,749	13,276.10	.00	60,472.90	18.0%
06104151 514300 SHIFT DIFFERENTIAL	5,388	0	5,388	880.14	.00	4,507.86	16.3%
06104152 520100 ENERGY- ELECTRICIT	76,000	0	76,000	10,419.69	.00	65,580.31	13.7%
06104153 520500 REPAIR & MAINT- EQ	6,000	0	6,000	457.94	1,634.77	3,907.29	34.9%
06104153 525100 LEASING EQUIP. & S	33,000	0	33,000	6,863.56	25,772.00	364.44	98.9%
06104153 529200 MV-LIBRARY-CONSORT	54,598	0	54,598	54,598.00	.00	.00	100.0%
06104153 530000 PROFESSIONAL SERVI	28,600	81	28,681	4,670.64	799.77	23,210.80	19.1%
06104154 540400 LIBRARY-AUD/MICRO/	139,557	800	140,357	26,919.33	26,725.29	86,712.38	38.2%
06104154 544400 OFFICE SUPPLIES	19,000	0	19,000	3,072.97	4,643.23	11,283.80	40.6%
06104254 543100 CUSTODIAL-SUPPLIES	3,000	0	3,000	212.16	610.00	2,177.84	27.4%
630 RECREATION							
06304151 511000 SALARIES - PERMANE	222,159	0	222,159	46,454.47	.00	175,704.53	20.9%



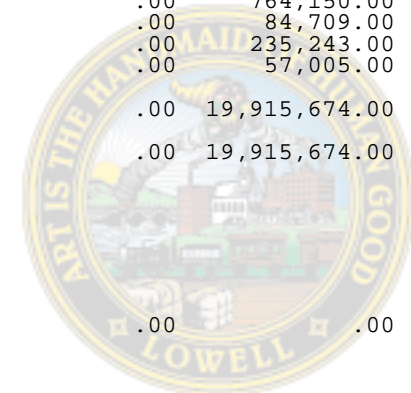
FOR 2019 03

	ORIGINAL APPROP	TRANFRS/ ADJSTMTS	REVISED BUDGET	YTD EXPENDED	ENCUMBRANCES	AVAILABLE BUDGET	PCT USED
06304151 512000 S & W TEMPORARY	532,685	0	532,685	364,878.02	.00	167,806.98	68.5%
06304151 513000 OVERTIME	3,847	0	3,847	.00	.00	3,847.00	.0%
06304153 520609 WINTER RECREATIONA	2,500	0	2,500	.00	2,500.00	.00	100.0%
06304153 530036 SPECIAL PROGRAMS/P	13,000	23	13,023	6,945.53	1,831.97	4,245.04	67.4%
06304153 536900 POSTAGE	85	0	85	.00	.00	85.00	.0%
06304154 540102 SUMMER PROGRAM SUP	15,000	1,543	16,543	780.00	763.06	15,000.00	9.3%
06304154 544400 OFFICE SUPPLIES	900	0	900	.00	237.77	662.23	26.4%
06304157 570702 TRANS REIMBURS.& S	6,500	0	6,500	4,583.00	.00	1,917.00	70.5%
06304157 573400 MISCELLANEOUS CHAR	9,500	2,822	12,322	4,165.64	4,392.59	3,763.37	69.5%
650 PARKS							
06504151 511000 SALARIES - PERMANE	1,327,480	0	1,327,480	267,730.60	.00	1,059,749.40	20.2%
06504151 512000 S & W TEMPORARY	100,000	0	100,000	42,478.50	.00	57,521.50	42.5%
06504151 513000 OVERTIME	117,000	0	117,000	38,679.81	.00	78,320.19	33.1%
06504151 513005 OVERTIME-SPECIAL E	10,000	0	10,000	6,550.76	.00	3,449.24	65.5%
06504151 514300 SW SHIFT DIFFERENT	1,000	0	1,000	453.04	.00	546.96	45.3%
06504152 520100 ENERGY- ELECTRICIT	141,000	0	141,000	23,891.72	.00	117,108.28	16.9%
06504152 520101 ENERGY- HEATING GA	33,000	0	33,000	220.72	.00	32,779.28	.7%
06504153 520200 TELEPHONE	2,000	134	2,134	79.61	1,754.39	300.00	85.9%
06504153 520500 REPAIR & MAINT-EQU	58,000	0	58,000	7,733.05	17,540.66	32,726.29	43.6%
06504153 520611 POOL MAINTENANCE	7,500	0	7,500	3,842.40	1,951.80	1,705.80	77.3%
06504153 530000 PROFESSIONAL SERVI	37,500	0	37,500	3,451.65	21,956.80	12,091.55	67.8%
06504153 530105 TRAINING/EVALUATIO	500	0	500	.00	500.00	.00	100.0%
06504153 531002 BOTANICAL GARDENS	5,000	0	5,000	.00	.00	5,000.00	.0%
06504153 531702 ADVERTISING	750	0	750	.00	.00	750.00	.0%
06504154 540103 PARK SUPPLIES-OTHE	35,000	0	35,000	2,171.30	4,980.67	27,848.03	20.4%
06504154 542300 GAS & MOTOR OIL-SU	30,000	0	30,000	11,130.27	.00	18,869.73	37.1%
06504154 544400 OFFICE SUPPLIES	1,000	0	1,000	.00	.00	1,000.00	.0%
06504154 545300 MISC-SUPPLIES-OTHE	9,750	0	9,750	2,549.59	200.00	7,000.41	28.2%
06504157 573200 LICENSES	5,000	0	5,000	920.94	.00	4,079.06	18.4%
06504170 589161 MISC EQUIPMENT	9,620	116	9,736	106.21	210.07	9,420.00	3.2%
06504170 589188 FENCES	22,250	0	22,250	.00	.00	22,250.00	.0%
06504170 589193 TRIMMER, MOWERS	1,500	0	1,500	229.46	.00	1,270.54	15.3%
06504170 589218 COMMUNICATION EQUI	1,450	0	1,450	.00	.00	1,450.00	.0%
06504175 580306 FIELD MAINT/OTHER	5,000	0	5,000	4,468.68	.00	531.32	89.4%
06504175 580307 VARNUM PARK- IMPRO	3,500	0	3,500	.00	.00	3,500.00	.0%
06504175 589223 PARKS-POOL RENOVAT	4,000	0	4,000	.00	.00	4,000.00	.0%
06504254 541000 COMPUTER EQUIPMT/S	2,500	0	2,500	.00	.00	2,500.00	.0%
06504275 588400 IMPROV-PARKS & PLA	90,000	0	90,000	8,830.43	4,225.00	76,944.57	14.5%
06504275 588400 DISPO IMPROV-PARKS	3,500	0	3,500	.00	.00	3,500.00	.0%
06504275 588400 FEROS IMPROV-PARKS	4,000	0	4,000	3,140.00	860.00	.00	100.0%
06504275 588400 FLAGS IMPROV-PARKS	2,500	0	2,500	2,500.00	.00	.00	100.0%



FOR 2019 03

	ORIGINAL APPROP	TRANFRS/ ADJSTMTS	REVISED BUDGET	YTD EXPENDED	ENCUMBRANCES	AVAILABLE BUDGET	PCT USED
06504275 588400 PHYTS IMPROV-PARKS	1,500	1,205	2,705	65.00	1,250.00	1,390.00	48.6%
06504275 588400 TME IMPROV-PARKS &	4,000	0	4,000	3,296.12	460.00	243.88	93.9%
06504275 588400 WEEDS IMPROV-PARKS	5,500	0	5,500	2,825.00	2,675.00	.00	100.0%
06504354 543800 BUILDING-SUPPLIES	4,000	0	4,000	.00	.00	4,000.00	.0%
TOTAL CULTURE & RECREATION	4,266,784	6,724	4,273,508	1,199,580.40	128,474.84	2,945,452.45	31.1%
TOTAL EXPENSES	4,266,784	6,724	4,273,508	1,199,580.40	128,474.84	2,945,452.45	
7 DEBT SERVICES							
710 PRINCIPAL ON MATURING DEBT							
07109795 530000 PROFESSIONAL SERVI	514,951	0	514,951	433,015.08	.00	81,935.92	84.1%
07109795 597000 INT ON GEN LONG TE	2,749,753	0	2,749,753	1,357,159.42	.00	1,392,593.58	49.4%
07109795 597300 DEBT PRINCIPAL- GE	6,178,140	0	6,178,140	5,542,000.00	.00	636,140.00	89.7%
TOTAL DEBT SERVICES	9,442,844	0	9,442,844	7,332,174.50	.00	2,110,669.50	77.6%
TOTAL EXPENSES	9,442,844	0	9,442,844	7,332,174.50	.00	2,110,669.50	
8 STATE ASSESSMENTS							
800 INTERGOVERNMENTAL							
08009704 563001 CHARTER SCHOOL	24,059,562	0	24,059,562	6,029,435.00	.00	18,030,127.00	25.1%
08009704 563002 SCHOOL CHOICE	896,289	0	896,289	251,460.00	.00	644,829.00	28.1%
08009704 563003 ESSEX COUNTY TECH	80,000	0	80,000	.00	.00	80,000.00	.0%
08009704 564000 AIR POLLUTION CONT	26,148	0	26,148	6,537.00	.00	19,611.00	25.0%
08009704 564001 REGIONL TRANSIT AU	1,018,868	0	1,018,868	254,718.00	.00	764,150.00	25.0%
08009704 564004 SPECIAL EDUCATION	84,709	0	84,709	.00	.00	84,709.00	.0%
08009704 564005 NON RENEWAL-EXCISE	313,660	0	313,660	78,417.00	.00	235,243.00	25.0%
08009704 564006 MOSQUITO CONTROL D	74,978	0	74,978	17,973.00	.00	57,005.00	24.0%
TOTAL STATE ASSESSMENTS	26,554,214	0	26,554,214	6,638,540.00	.00	19,915,674.00	25.0%
TOTAL EXPENSES	26,554,214	0	26,554,214	6,638,540.00	.00	19,915,674.00	
9 MISCELLANEOUS							
910 RETIREMENT							
09109716 521800 RETIRE-PENSION (SC	7,168,042	0	7,168,042	7,168,042.00	.00	.00	100.0%



FOR 2019 03

9	MISCELLANEOUS	ORIGINAL APPROP	TRANFRS/ ADJSTMTS	REVISED BUDGET	YTD EXPENDED	ENCUMBRANCES	AVAILABLE BUDGET	PCT USED
	<u>09109716 560800 RET-PENSION (CITY)</u>	18,777,789	0	18,777,789	18,775,828.37	.00	1,960.63	100.0%
	<u>09109716 572600 NON-CONTRIB-PENSI</u>	35,000	0	35,000	8,233.56	.00	26,766.44	23.5%
912 WORKER'S COMPENSATION								
	<u>09129711 516900 WORKMENS COMP- SCH</u>	450,000	0	450,000	264,531.84	.00	185,468.16	58.8%
	<u>09129711 517100 WRKMEN-COMP-CITY(E</u>	175,000	0	175,000	104,152.11	.00	70,847.89	59.5%
913 UNEMPLOYMENT INSURANCE								
	<u>09139710 517200 UNEMPLOYMENT COMP-</u>	100,000	0	100,000	33,234.67	.00	66,765.33	33.2%
	<u>09139710 517201 UEMPLOYMENT COMP-</u>	175,000	0	175,000	61,391.99	.00	113,608.01	35.1%
914 HEALTH INSURANCE								
	<u>09149713 563600 HEALTH INSURANCE</u>	23,678,000	0	23,678,000	5,951,481.52	.00	17,726,518.48	25.1%
916 MEDICARE								
	<u>09139714 572000 MEDICARE- HEALTH</u>	2,792,260	0	2,792,260	414,999.20	.00	2,377,260.80	14.9%
	TOTAL MISCELLANEOUS	53,351,091	0	53,351,091	32,781,895.26	.00	20,569,195.74	61.4%
	TOTAL EXPENSES	53,351,091	0	53,351,091	32,781,895.26	.00	20,569,195.74	
	GRAND TOTAL	353,527,796	1,725,617	355,253,413	85,687,772.74	20,206,976.95	249,358,662.94	29.8%

** END OF REPORT - Generated by Bryan Perry **

