



Bryan Perry  
City Auditor

MEMORANDUM

TO: Mayor Samaras  
And Members of City Council

FROM: Bryan Perry, City Auditor

DATE: April 11, 2019

RE: March Year to Date Budget Report

---

Attached please find a copy of the Year to Date Budget Report through the month ending March 31, 2019.

Please let me know if you would like to discuss this report.


Thank you,

Bryan Perry, CPA  
City Auditor

cc: Eileen M. Donoghue, City Manager  
Conor Baldwin, CFO


FOR 2019 09

	ORIGINAL APPROP	TRANFRS/ ADJSTMTS	REVISED BUDGET	YTD EXPENDED	ENCUMBRANCES	AVAILABLE BUDGET	PCT USED
1 GENERAL GOVERNMENT							
111 CITY COUNCIL							
<u>01114151 511000 SALARIES - PERM</u>	230,000	0	230,000	168,077.04	.00	61,922.96	73.1%
<u>01114153 531702 ADVERTISING</u>	7,500	0	7,500	6,291.84	1,208.16	.00	100.0%
121 MAYOR							
<u>01214151 511000 SALARIES - PERM</u>	47,377	0	47,377	35,435.75	.00	11,941.25	74.8%
<u>01214153 536700 MAYOR'S PORTRAI</u>	3,500	0	3,500	.00	.00	3,500.00	.0%
<u>01214154 544400 OFFICE SUPPLIES</u>	1,900	0	1,900	.00	165.00	1,735.00	8.7%
<u>01214157 570702 TRANS REIMBURS.</u>	10,000	0	10,000	270.00	270.00	9,460.00	5.4%
<u>01214157 573404 OFFICE OPERATIO</u>	2,000	0	2,000	.00	.00	2,000.00	.0%
123 CITY MANAGER							
<u>01234151 511000 SALARIES - PERM</u>	494,451	0	494,451	317,992.79	.00	176,458.21	64.3%
<u>01234151 514900 SW SICK LEAVE I</u>	1,400,000	0	1,400,000	1,352,227.18	.00	47,772.82	96.6%
<u>01234153 520100 SCHOOL-ELECTRIC</u>	2,323,000	0	2,323,000	1,623,229.78	.00	699,770.22	69.9%
<u>01234153 520101 SCHOOL-HEATING/</u>	1,293,000	0	1,293,000	550,605.34	.00	742,394.66	42.6%
<u>01234153 520500 REPAIR &amp; MAINT-</u>	500	0	500	.00	.00	500.00	.0%
<u>01234153 525100 LEASING EQUIP.</u>	1,600	0	1,600	.00	.00	1,600.00	.0%
<u>01234153 525700 MEDICAD REIMB.E</u>	100,000	0	100,000	14,144.76	35,855.24	50,000.00	50.0%
<u>01234153 530000 PROFESSIONAL SE</u>	30,000	6,000	36,000	15,697.50	13,677.50	6,625.00	81.6%
<u>01234153 531702 ADVERTISING</u>	2,000	0	2,000	.00	.00	2,000.00	.0%
<u>01234154 544400 OFFICE SUPPLIES</u>	5,000	0	5,000	4,134.76	295.99	569.25	88.6%
<u>01234157 570400 MASS MUNICIPAL</u>	17,000	0	17,000	15,798.00	.00	1,202.00	92.9%
<u>01234157 570701 IN-STA TRAVEL R</u>	1,000	0	1,000	80.00	.00	920.00	8.0%
<u>01234157 570702 TRANS REIMBURS.</u>	5,000	0	5,000	219.98	.00	4,780.02	4.4%
<u>01234157 570703 CONFERENCES/SEM</u>	5,000	0	5,000	1,269.00	270.00	3,461.00	30.8%
<u>01234160 572300 OUT OF STATE TR</u>	5,000	0	5,000	.00	.00	5,000.00	.0%
<u>01234170 589166 OFFICE FURNITUR</u>	500	0	500	60.00	.00	440.00	12.0%
<u>01237056 561100 SALARY RESERVE</u>	1,614,853	0	1,614,853	.00	.00	1,614,853.00	.0%
<u>01237056 561700 CONTINGENCY</u>	400,000	54,518	454,518	.00	.00	454,517.60	.0%
<u>01237754 540900 DATA PROC-EQUIP</u>	400	0	400	.00	.00	400.00	.0%
<u>01237757 570401 DUES &amp; SUBSCRIP</u>	2,000	0	2,000	1,475.00	.00	525.00	73.8%
<u>01237951 511000 SALARIES - PERM</u>	108,145	0	108,145	81,503.12	.00	26,641.88	75.4%
<u>01237951 515005 STIPEND</u>	10,000	0	10,000	3,749.94	.00	6,250.06	37.5%




FOR 2019 09

	ORIGINAL APPROP	TRANFRS/ ADJSTMTS	REVISED BUDGET	YTD EXPENDED	ENCUMBRANCES	AVAILABLE BUDGET	PCT USED
<a href="#">01237953 530002</a> <a href="#">CONTRACTED SERV</a>	153,831	0	153,831	122,628.95	31,201.55	.50	100.0%
<a href="#">01237954 545300</a> <a href="#">MISC-SUPPLIES-O</a>	500	0	500	.00	.00	500.00	.0%
<a href="#">01237957 570401</a> <a href="#">DUES &amp; SUBSCRIP</a>	100	0	100	.00	.00	100.00	.0%
<a href="#">01237975 588200</a> <a href="#">EQUIPMENT - OTH</a>	50,000	273,748	323,748	50,000.00	229,288.10	44,459.90	86.3%
<a href="#">01238153 525004</a> <a href="#">PROF AUDITORIUM</a>	190,000	0	190,000	150,000.00	40,000.00	.00	100.0%
<a href="#">01238153 530210</a> <a href="#">MERRIMACK REPER</a>	25,000	0	25,000	20,833.58	4,166.42	.00	100.0%
<a href="#">01238153 531700</a> <a href="#">MARKETING</a>	200,000	0	200,000	117,439.75	30,913.82	51,646.43	74.2%
<a href="#">01238153 535903</a> <a href="#">LOWELL FESTIVAL</a>	80,000	0	80,000	65,146.89	.00	14,853.11	81.4%
124 CULTURAL AFFAIRS/SPEC EVENTS							
<a href="#">01244151 511000</a> <a href="#">SW SALARIES PER</a>	185,633	0	185,633	138,665.56	.00	46,967.44	74.7%
133 FINANCE DEPT							
<a href="#">01334151 511000</a> <a href="#">SW SALARIES PER</a>	256,520	-6,600	249,920	193,737.12	.00	56,182.88	77.5%
<a href="#">01334151 512000</a> <a href="#">SW TEMPORARY</a>	0	6,600	6,600	1,920.00	.00	4,680.00	29.1%
<a href="#">01334154 530073</a> <a href="#">CREDIT CARD CHA</a>	0	500	500	3.06	.00	496.94	.6%
<a href="#">01334154 544400</a> <a href="#">OFFICE SUPPLIES</a>	1,500	-500	1,000	.00	.00	1,000.00	.0%
135 CITY AUDITING							
<a href="#">01354151 511000</a> <a href="#">SALARIES - PERM</a>	475,018	0	475,018	352,955.07	.00	122,062.93	74.3%
<a href="#">01354153 525005</a> <a href="#">INDEPENDENT AUD</a>	50,000	0	50,000	22,000.00	28,000.00	.00	100.0%
<a href="#">01354153 525100</a> <a href="#">LEASING EQUIP.</a>	1,800	0	1,800	.00	1,692.00	108.00	94.0%
<a href="#">01354154 541700</a> <a href="#">FORMS &amp; SUPPLIE</a>	5,000	0	5,000	1,578.37	310.29	3,111.34	37.8%
<a href="#">01354157 570500</a> <a href="#">LICENSE &amp; FEES</a>	200	0	200	90.00	.00	110.00	45.0%
<a href="#">01354157 570701</a> <a href="#">IN-STA TRAVEL R</a>	1,500	0	1,500	95.51	.00	1,404.49	6.4%
<a href="#">01354257 571904</a> <a href="#">INS. PREMIUMS -</a>	100	0	100	.00	100.00	.00	100.0%
138 PURCHASING							
<a href="#">01384151 511000</a> <a href="#">SALARIES - PERM</a>	229,308	0	229,308	168,789.07	.00	60,518.93	73.6%
<a href="#">01384151 514800</a> <a href="#">SW LONGEVITY</a>	306	0	306	305.20	.00	.80	99.7%
<a href="#">01384153 520500</a> <a href="#">REPAIR &amp; MAINT-</a>	500	0	500	.00	.00	500.00	.0%
<a href="#">01384153 531702</a> <a href="#">ADVERTISING</a>	12,000	0	12,000	7,026.76	4,973.24	.00	100.0%
<a href="#">01384153 531800</a> <a href="#">PRINTING &amp; BIN</a>	150	0	150	.00	.00	150.00	.0%
<a href="#">01384154 544400</a> <a href="#">OFFICE SUPPLIES</a>	2,000	0	2,000	1,238.88	62.86	698.26	65.1%
<a href="#">01384157 570401</a> <a href="#">DUES &amp; SUBSCRIP</a>	1,000	0	1,000	562.00	.00	438.00	56.2%
<a href="#">01384157 570702</a> <a href="#">TRANS REIMBURS.</a>	500	0	500	.00	.00	500.00	.0%




FOR 2019 09

	ORIGINAL APPROP	TRANFRS/ ADJSTMTS	REVISED BUDGET	YTD EXPENDED	ENCUMBRANCES	AVAILABLE BUDGET	PCT USED
<b>141 ASSESSORS</b>							
<a href="#">01414151 511000 SALARIES - PERM</a>	499,773	0	499,773	352,841.79	.00	146,931.21	70.6%
<a href="#">01414151 514800 S &amp; W LONGEVITY</a>	360	0	360	360.00	.00	.00	100.0%
<a href="#">01414153 520500 REPAIR &amp; MAINT-</a>	1,300	0	1,300	1,284.29	.00	15.71	98.8%
<a href="#">01414153 530010 APPRAISALS</a>	15,000	0	15,000	282.00	.00	14,718.00	1.9%
<a href="#">01414153 530022 PROF SERVICE-RE</a>	25,000	10,000	35,000	10,000.00	.00	25,000.00	28.6%
<a href="#">01414153 531702 ADVERTISING</a>	1,200	0	1,200	713.92	486.08	.00	100.0%
<a href="#">01414153 531800 PRINTING &amp; BIN</a>	1,500	0	1,500	1,490.55	.00	9.45	99.4%
<a href="#">01414154 540900 DATA PROC-EQUIP</a>	1,000	0	1,000	435.49	.00	564.51	43.5%
<a href="#">01414154 544400 OFFICE SUPPLIES</a>	1,500	0	1,500	633.46	275.44	591.10	60.6%
<a href="#">01414157 531904 TUITION REIMBUR</a>	1,000	0	1,000	.00	550.00	450.00	55.0%
<a href="#">01414157 570401 DUES &amp; SUBSCRIP</a>	2,000	0	2,000	1,771.00	.00	229.00	88.6%
<a href="#">01414157 570702 TRANS REIMBURS.</a>	10,000	0	10,000	5,993.42	.00	4,006.58	59.9%
<a href="#">01414157 573400 MISCELLANEOUS C</a>	750	0	750	558.92	.00	191.08	74.5%
<a href="#">01414170 589166 OFFICE FURNITUR</a>	750	0	750	298.34	275.44	176.22	76.5%
<a href="#">01414253 520704 DATA PROCESSING</a>	1,200	0	1,200	194.00	.00	1,006.00	16.2%
<a href="#">01414253 525100 LEASING EQUIP.</a>	900	0	900	.00	.00	900.00	.0%
<b>145 TREASURER</b>							
<a href="#">01454151 511000 SALARIES - PERM</a>	574,165	0	574,165	389,482.22	.00	184,682.78	67.8%
<a href="#">01454153 520500 REPAIR &amp; MAINT-</a>	1,500	0	1,500	1,400.49	.00	99.51	93.4%
<a href="#">01454153 530000 PROFESSIONAL SE</a>	31,000	-100	30,900	17,862.70	11,000.62	2,036.68	93.4%
<a href="#">01454153 530028 BOND COUNSEL-BA</a>	28,000	0	28,000	9,799.61	7,190.35	11,010.04	60.7%
<a href="#">01454153 536900 POSTAGE</a>	190,000	0	190,000	126,271.74	33,954.51	29,773.75	84.3%
<a href="#">01454154 544400 OFFICE SUPPLIES</a>	5,000	0	5,000	3,150.51	727.03	1,122.46	77.6%
<a href="#">01454157 570401 DUES &amp; SUBSCRIP</a>	600	0	600	445.00	140.00	15.00	97.5%
<a href="#">01454157 570704 TRANSPORATION R</a>	4,000	0	4,000	2,634.19	.00	1,365.81	65.9%
<a href="#">01454157 573400 TAX TITLE FEES</a>	60,000	0	60,000	12,781.21	19,925.00	27,293.79	54.5%
<a href="#">01454256 561300 NO. MIDDLESEX A</a>	32,865	100	32,965	32,865.14	.00	99.86	99.7%
<a href="#">01457753 525100 LEASING EQUIP.</a>	6,500	0	6,500	3,163.41	1,054.47	2,282.12	64.9%
<a href="#">01458156 561500 GR LOWELL REG V</a>	9,032,683	-117,686	8,914,997	6,567,639.00	.00	2,347,358.00	73.7%
<a href="#">01459657 571904 INS. PREMIUMS -</a>	4,000	0	4,000	1,943.89	.00	2,056.11	48.6%
<a href="#">01459871 598010 OVERLAY TRANSFE</a>	1,100,000	0	1,100,000	.00	.00	1,100,000.00	.0%
<b>151 LAW DEPARTMENT</b>							
<a href="#">01514151 511000 SW SALARIES PER</a>	1,069,057	0	1,069,057	784,466.50	.00	284,590.50	73.4%
<a href="#">01514151 512000 SW TEMPORARY</a>	17,000	0	17,000	2,538.40	.00	14,461.60	14.9%



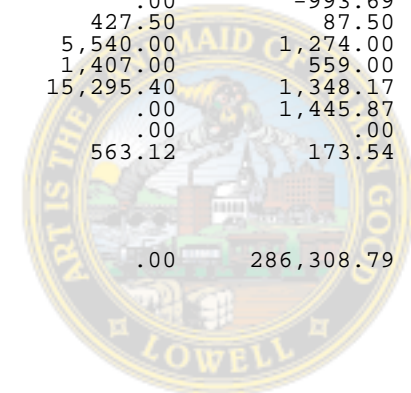
FOR 2019 09

	ORIGINAL APPROP	TRANFRS/ ADJSTMTS	REVISED BUDGET	YTD EXPENDED	ENCUMBRANCES	AVAILABLE BUDGET	PCT USED
01514151 514800 S & W LONGEVITY	550	0	550	549.57	.00	.43	99.9%
01514153 520500 REPAIR & MAINT-	4,000	0	4,000	2,823.70	516.42	659.88	83.5%
01514153 525002 LEGAL & FILING	6,000	0	6,000	1,502.82	.00	4,497.18	25.0%
01514153 525003 LEGAL RESEARCH	2,000	-625	1,375	355.60	.00	1,019.40	25.9%
01514153 528300 ACQUISITION OF P	0	29,600	29,600	22,800.00	2,300.00	4,500.00	84.8%
01514153 530000 PROFESSIONAL SE	160,000	77,455	237,455	171,054.34	52,750.98	13,649.18	94.3%
01514153 531800 PRINTING & BIN	1,000	0	1,000	.00	.00	1,000.00	.0%
01514154 541602 RESEARCH MHS	46,000	0	46,000	33,628.01	8,056.21	4,315.78	90.6%
01514154 544400 OFFICE SUPPLIES	2,000	0	2,000	1,861.47	32.85	105.68	94.7%
01514157 570401 DUES & SUBSCRIP	3,500	625	4,125	4,064.00	.00	61.00	98.5%
01514157 570702 TRANS REIMBURS.	10,000	0	10,000	5,009.40	.00	4,990.60	50.1%
01514163 576001 COURT JUDGEMENT	175,000	0	175,000	9,630.52	.00	165,369.48	5.5%
01514170 589166 OFFICE FURNITUR	1,000	0	1,000	555.42	.00	444.58	55.5%
01514257 571903 INS. PREMIUMS -	100	0	100	100.00	.00	.00	100.0%
01514757 573000 CLAIMS (LAW) GE	200,000	-75,000	125,000	75,883.94	.00	49,116.06	60.7%
01514857 573001 CLAIMS POL/FIRE	250,000	0	250,000	249,944.98	.00	55.02	100.0%
01517057 573002 POL/FIRE-RETIRE	100,000	0	100,000	68,259.65	.00	31,740.35	68.3%
152 HUMAN RELATIONS (HRMS)							
01524151 511000 SALARIES - PERM	292,276	0	292,276	216,778.17	.00	75,497.83	74.2%
01524151 512000 S & W TEMPORARY	6,000	0	6,000	.00	.00	6,000.00	.0%
01524151 514800 S & W LONGEVITY	147	0	147	.00	.00	147.00	.0%
01524153 520607 DRUG PROGRAM	2,000	0	2,000	1,000.00	.00	1,000.00	50.0%
01524153 525200 ECONOMIC/PROF D	2,500	0	2,500	275.00	.00	2,225.00	11.0%
01524153 530000 PROFESSIONAL SE	7,000	0	7,000	500.00	150.00	6,350.00	9.3%
01524153 530103 PRE-EMPLOYMENT	9,000	0	9,000	8,790.00	210.00	.00	100.0%
01524153 531702 ADVERTISING	3,000	0	3,000	2,560.00	440.00	.00	100.0%
01524153 531800 PRINTING & BIN	2,000	0	2,000	643.30	.00	1,356.70	32.2%
01524154 544400 OFFICE SUPPLIES	1,000	0	1,000	981.27	18.73	.00	100.0%
01524157 570401 DUES & SUBSCRIP	450	0	450	418.00	32.00	.00	100.0%
01524157 570702 TRANS REIMBURS.	250	0	250	.00	200.00	50.00	80.0%
01524157 573400 MISCELLANEOUS C	350	0	350	202.13	.00	147.87	57.8%
155 M.I.S. DEPARTMENT							
01554151 511000 SALARIES - PERM	668,108	-3,000	665,108	465,702.67	.00	199,405.33	70.0%
01554151 513000 SW OVERTIME	6,197	3,000	9,197	7,817.44	.00	1,379.56	85.0%
01554153 520500 REPAIR & MAINT-	69,000	0	69,000	49,616.61	19,383.39	.00	100.0%
01554153 520704 DATA PROCESSING	9,000	19	9,019	3,175.37	1,585.00	4,258.19	52.8%
01554153 525100 LEASING EQUIP.	200,000	2,771	202,771	62,318.37	47,854.34	92,598.51	54.3%
01554153 530000 PROFESSIONAL SE	30,000	2,862	32,862	3,441.45	3,758.33	25,662.58	21.9%



FOR 2019 09

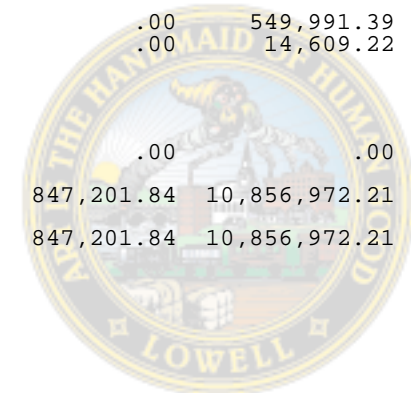
	ORIGINAL APPROP	TRANFRS/ ADJSTMTS	REVISED BUDGET	YTD EXPENDED	ENCUMBRANCES	AVAILABLE BUDGET	PCT USED
<u>01554153 530108 EMPLOYEE TRAINI</u>	11,000	0	11,000	7,207.65	.00	3,792.35	65.5%
<u>01554154 540900 DATA PROC-EQUIP</u>	36,500	0	36,500	21,683.70	14,446.79	369.51	99.0%
<u>01554154 541000 COMPUTER EQUIPM</u>	105,000	1,744	106,744	44,152.72	17,102.48	45,488.75	57.4%
<u>01554154 544400 OFFICE SUPPLIES</u>	2,900	0	2,900	1,264.54	19.52	1,615.94	44.3%
<u>01554157 570100 SOFTWARE LIC. &amp;</u>	683,017	2,964	685,981	363,960.14	79,200.26	242,820.91	64.6%
157 MESSENGER'S							
<u>01574152 520100 ENERGY- ELECTRI</u>	281,000	0	281,000	149,462.19	.00	131,537.81	53.2%
<u>01574152 520101 ENERGY-HEATING</u>	123,000	0	123,000	66,594.14	.00	56,405.86	54.1%
158 TELEPHONE EXCHANGE							
<u>01584153 530000 PROFESSIONAL SE</u>	120,000	2,026	122,026	87,516.85	18,855.83	15,653.62	87.2%
161 CITY CLERK							
<u>01614151 511000 SALARIES - PERM</u>	399,275	0	399,275	294,027.65	.00	105,247.35	73.6%
<u>01614153 520500 REPAIR &amp; MAINT-</u>	750	0	750	655.00	.00	95.00	87.3%
<u>01614153 530000 PROFESSIONAL SE</u>	6,000	0	6,000	2,888.79	1.21	3,110.00	48.2%
<u>01614153 531800 PRINTING &amp; BIN</u>	600	0	600	250.40	.00	349.60	41.7%
<u>01614154 544400 OFFICE SUPPLIES</u>	3,500	-5	3,495	2,778.85	357.36	358.79	89.7%
<u>01614157 570401 DUES &amp; SUBSCRIP</u>	300	5	305	160.00	.00	145.00	52.5%
<u>01617754 541000 COMPUTER EQUIPM</u>	5,000	0	5,000	3,053.51	586.17	1,360.32	72.8%
162 ELECTIONS							
<u>01624151 511000 SALARIES - PERM</u>	101,286	-7,000	94,286	75,134.04	.00	19,151.96	79.7%
<u>01624151 512000 S &amp; W TEMPORARY</u>	83,000	29,000	112,000	120,497.12	.00	-8,497.12	107.6%*
<u>01624151 513000 OVERTIME</u>	7,000	13,535	20,535	21,528.69	.00	-993.69	104.8%*
<u>01624153 524003 RENTAL OF HALLS</u>	2,000	0	2,000	1,485.00	427.50	87.50	95.6%
<u>01624153 530000 PROFESSIONAL SE</u>	15,000	0	15,000	8,186.00	5,540.00	1,274.00	91.5%
<u>01624153 531800 PRINTING &amp; BIN</u>	5,000	0	5,000	3,034.00	1,407.00	559.00	88.8%
<u>01624153 531802 CENSUS FORMS PR</u>	20,000	0	20,000	3,356.43	15,295.40	1,348.17	93.3%
<u>01624153 536900 POSTAGE</u>	15,000	0	15,000	13,554.13	.00	1,445.87	90.4%
<u>01624154 540500 VOTING MACHINE</u>	12,000	0	12,000	12,000.00	.00	.00	100.0%
<u>01624154 544400 OFFICE SUPPLIES</u>	5,000	0	5,000	4,263.34	563.12	173.54	96.5%
182 PLANNING & DEVELOPMENT							
<u>01824151 511000 SALARIES - PERM</u>	1,290,303	0	1,290,303	1,003,994.21	.00	286,308.79	77.8%






FOR 2019 09

	ORIGINAL APPROP	TRANFRS/ ADJSTMTS	REVISED BUDGET	YTD EXPENDED	ENCUMBRANCES	AVAILABLE BUDGET	PCT USED
<u>01824151 513000 SW OVERTIME</u>	13,000	10,000	23,000	17,976.34	.00	5,023.66	78.2%
<u>01824151 514800 S &amp; W LONGEVITY</u>	652	0	652	651.89	.00	.11	100.0%
<u>01824153 520200 TELEPHONE</u>	11,000	0	11,000	7,628.58	3,363.42	8.00	99.9%
<u>01824153 520500 REPAIR &amp; MAINT-</u>	500	0	500	110.00	.00	390.00	22.0%
<u>01824153 525100 LEASING EQUIP.</u>	4,164	0	4,164	.00	.00	4,164.00	.0%
<u>01824153 530000 PROFESSIONAL SE</u>	10,000	15,338	25,338	18,937.52	.00	6,400.00	74.7%
<u>01824153 530010 APPRAISALS</u>	0	24,300	24,300	4,100.00	20,200.00	.00	100.0%
<u>01824153 530066 SEALER WEIGHTS</u>	42,000	0	42,000	27,662.48	14,337.52	.00	100.0%
<u>01824153 530067 HOMELESSNESS CO</u>	125,313	0	125,313	40,976.88	10,244.22	74,091.90	40.9%
<u>01824153 530068 UML WORK STUDY</u>	3,000	0	3,000	.00	3,000.00	.00	100.0%
<u>01824153 531702 ADVERTISING</u>	7,500	1,349	8,849	626.40	2,008.16	6,214.72	29.8%
<u>01824153 531800 PRINTING &amp; BIN</u>	2,500	600	3,100	3,052.30	.00	47.70	98.5%
<u>01824154 544400 OFFICE SUPPLIES</u>	10,000	-600	9,400	9,064.70	158.47	176.83	98.1%
<u>01824154 545500 UNIFORMS &amp; OTHE</u>	1,000	0	1,000	.00	.00	1,000.00	.0%
<u>01824157 570401 DUES &amp; SUBSCRIP</u>	2,500	0	2,500	1,449.00	.00	1,051.00	58.0%
<u>01824157 570700 TRANS - MONTHLY</u>	58,800	0	58,800	39,550.00	.00	19,250.00	67.3%
<u>01824157 570702 TRANS REIMBURS.</u>	15,000	0	15,000	9,798.91	.00	5,201.09	65.3%
<u>01824157 570705 BLG/INSP/TRN/ED</u>	5,000	250	5,250	3,894.09	330.00	1,025.91	80.5%
<u>01824157 571800 EDUCATION REIMB</u>	1,200	0	1,200	.00	.00	1,200.00	.0%
<u>01824157 573400 MISCELLANEOUS C</u>	500	4,511	5,011	1,530.91	769.09	2,710.81	45.9%
<u>01824170 589166 OFFICE FURNITUR</u>	1,500	0	1,500	1,414.12	.00	85.88	94.3%
<u>01824175 580304 URBAN RENEWAL</u>	0	7,430	7,430	7,430.00	.00	.00	100.0%
<u>01824175 588508 CAPITAL IMPROVE</u>	3,000	0	3,000	.00	.00	3,000.00	.0%
<hr/> 220 FIRE							
<u>02204175 582500 BUILDING REHAB.</u>	4,000	0	4,000	489.67	423.66	3,086.67	22.8%
<u>02204253 520507 REPAIR &amp; MAINT-</u>	5,000	940	5,940	4,495.52	846.00	598.48	89.9%
<u>02204354 543100 CUSTODIAL-SUPPL</u>	7,000	0	7,000	4,532.63	2,401.30	66.07	99.1%
<hr/> 400 DPW GENERAL							
<u>04007951 511000 SALARIES - PERM</u>	1,898,798	-95,000	1,803,798	1,253,806.61	.00	549,991.39	69.5%
<u>04007951 513000 SW OVERTIME</u>	87,000	20,000	107,000	92,390.78	.00	14,609.22	86.3%
<hr/> 996 TRANSFER IN FM GENERAL FUND							
<u>00499144 598008 INTERFND TRAN O</u>	0	2,429,516	2,429,516	2,429,516.40	.00	.00	100.0%
TOTAL GENERAL GOVERNMENT	30,685,581	2,725,190	33,410,771	21,706,596.76	847,201.84	10,856,972.21	67.5%
TOTAL EXPENSES	30,685,581	2,725,190	33,410,771	21,706,596.76	847,201.84	10,856,972.21	
<hr/> 2 PUBLIC SAFETY							



FOR 2019 09


2	PUBLIC SAFETY	ORIGINAL APPROP	TRANFRS/ADJSTMTS	REVISED BUDGET	YTD EXPENDED	ENCUMBRANCES	AVAILABLE BUDGET	PCT USED
210 POLICE								
	<a href="#">02104151 511000 SALARIES - PERM</a>	24,180,333	-205,000	23,975,333	17,272,109.29	.00	6,703,223.71	72.0%
	<a href="#">02104151 512000 S &amp; W TEMPORARY</a>	15,000	0	15,000	10,473.02	.00	4,526.98	69.8%
	<a href="#">02104151 513000 OVERTIME</a>	760,000	186,462	946,462	652,165.78	.00	294,295.74	68.9%
	<a href="#">02104151 514000 S &amp; W HOLIDAY</a>	430,000	0	430,000	261,834.68	.00	168,165.32	60.9%
	<a href="#">02104151 514100 SPECIAL EVENTS</a>	40,000	0	40,000	13,241.12	.00	26,758.88	33.1%
	<a href="#">02104151 514300 SW SHIFT DIFFER</a>	40,000	0	40,000	28,613.14	.00	11,386.86	71.5%
	<a href="#">02104151 514800 S &amp; W LONGEVITY</a>	5,950	0	5,950	3,967.79	.00	1,982.21	66.7%
	<a href="#">02104151 515000 COURT TIME</a>	470,000	0	470,000	230,715.92	.00	239,284.08	49.1%
	<a href="#">02104151 515001 SW POLICE ALLOW</a>	24,050	0	24,050	23,630.00	420.00	.00	100.0%
	<a href="#">02104151 515003 COMP TIME</a>	65,000	0	65,000	48,145.64	.00	16,854.36	74.1%
	<a href="#">02104151 515004 K-9 STIPEND</a>	36,481	11,976	48,457	33,734.67	.00	14,721.89	69.6%
	<a href="#">02104151 515006 PROF SERV FOR E</a>	21,528	0	21,528	11,178.00	.00	10,350.00	51.9%
	<a href="#">02104151 515600 OUT OF GRADE/PH</a>	16,000	6,563	22,563	15,286.59	.00	7,276.33	67.8%
	<a href="#">02104151 515800 Physical Fitnes</a>	82,250	0	82,250	.00	.00	82,250.00	.0%
	<a href="#">02104151 519300 UNIFORM ALLOWAN</a>	82,540	2,520	85,060	56,320.95	2,528.04	26,211.01	69.2%
	<a href="#">02104151 519800 UNIFORMS-TRAFFI</a>	6,000	0	6,000	616.39	.00	5,383.61	10.3%
	<a href="#">02104153 520200 TELEPHONE</a>	5,000	0	5,000	1,344.39	2,655.61	1,000.00	80.0%
	<a href="#">02104153 520500 REPAIR &amp; MAINT-</a>	100,000	-850	99,150	70,756.79	19,627.17	8,766.04	91.2%
	<a href="#">02104153 520504 REPAIR &amp; MAINT</a>	80,000	0	80,000	63,056.10	11,943.90	5,000.00	93.8%
	<a href="#">02104153 520512 REPAIR &amp; MAINT-</a>	200,000	0	200,000	199,440.88	557.03	2.09	100.0%
	<a href="#">02104153 520515 REPAIR &amp; MAINT-</a>	13,000	5,550	18,550	13,741.62	593.44	4,214.94	77.3%
	<a href="#">02104153 521900 HEPATITIS SHOTS</a>	600	0	600	500.00	100.00	.00	100.0%
	<a href="#">02104153 522300 ANIMAL CONTROL-</a>	9,000	0	9,000	4,050.06	2,049.90	2,900.04	67.8%
	<a href="#">02104153 522400 K-9 EXPENSES</a>	6,000	0	6,000	5,178.36	206.84	614.80	89.8%
	<a href="#">02104153 522600 POLICE-RENTAL-S</a>	58,550	0	58,550	44,437.05	14,112.95	.00	100.0%
	<a href="#">02104153 522800 PAINT / METER D</a>	30,000	900	30,900	7,341.27	14,839.34	8,719.39	71.8%
	<a href="#">02104153 524000 RENTAL OF EQUIP</a>	7,450	1,500	8,950	2,748.32	1,374.16	4,827.52	46.1%
	<a href="#">02104153 530020 KENNEL SERVICES</a>	35,000	0	35,000	.00	.00	35,000.00	.0%
	<a href="#">02104153 530100 PSYCHOLOGICAL E</a>	18,000	0	18,000	17,690.00	81.00	229.00	98.7%
	<a href="#">02104153 530105 TRAINING/EVALUA</a>	40,000	47,879	87,879	64,697.18	19,812.46	3,369.36	96.2%
	<a href="#">02104153 531704 COMMUNICATION-C</a>	50,000	0	50,000	49,828.79	171.21	.00	100.0%
	<a href="#">02104154 542100 FOOD SERVICE-SU</a>	9,500	3,000	12,500	9,717.00	2,483.00	300.00	97.6%
	<a href="#">02104154 542300 GAS &amp; MOTOR OIL</a>	240,000	0	240,000	195,207.06	31,028.34	13,764.60	94.3%
	<a href="#">02104154 543300 GARAGE/AUTO PAR</a>	80,000	0	80,000	68,703.18	7,126.90	4,169.92	94.8%
	<a href="#">02104154 544400 OFFICE SUPPLIES</a>	5,000	1,000	6,000	4,943.19	735.63	321.18	94.6%
	<a href="#">02104154 545300 MISC-SUPPLIES-O</a>	5,000	0	5,000	5,000.00	.00	.00	100.0%
	<a href="#">02104157 530039 POLICE-LEGAL DE</a>	61,750	0	61,750	57,750.00	.00	4,000.00	93.5%
	<a href="#">02104157 570401 DUES &amp; SUBSCRIP</a>	9,000	-1,000	8,000	6,956.89	.00	1,043.11	87.0%
	<a href="#">02104157 570701 IN-STA TRAVEL R</a>	2,000	0	2,000	517.69	239.91	1,242.40	37.9%
	<a href="#">02104157 571400 NO. MIDD LAW EN</a>	5,925	0	5,925	5,500.00	.00	425.00	92.8%
	<a href="#">02104157 573400 MISCELLANEOUS C</a>	10,000	0	10,000	8,889.01	996.61	114.38	98.9%






FOR 2019 09

2	PUBLIC SAFETY	ORIGINAL APPROP	TRANFRS/ADJSTMTS	REVISED BUDGET	YTD EXPENDED	ENCUMBRANCES	AVAILABLE BUDGET	PCT USED
	<u>02104170 589108 POLICE-DIVE TEA</u>	5,000	0	5,000	950.00	.00	4,050.00	19.0%
	<u>02104170 589116 POLICE CARS</u>	100,000	53,832	153,832	107,850.64	38,839.40	7,142.31	95.4%
	<u>02104170 589117 POLICE PHOTO LA</u>	2,500	0	2,500	1,869.70	556.69	73.61	97.1%
	<u>02104170 589118 POLICE EQUIPMEN</u>	35,000	114,202	149,202	107,845.57	3,545.35	37,811.46	74.7%
	<u>02104170 589140 PORTABLE RADIOS</u>	13,600	0	13,600	.00	13,589.25	10.75	99.9%
	<u>02104170 589166 OFFICE FURNITUR</u>	5,000	-1,250	3,750	1,418.99	692.00	1,639.01	56.3%
	<u>02104257 571903 INS. PREMIUMS -</u>	12,000	0	12,000	.00	10,917.00	1,083.00	91.0%
	<u>02104357 570102 COMP HARDWARE-S</u>	92,600	0	92,600	78,271.28	14,203.09	125.63	99.9%
<hr/>								
220 FIRE								
	<u>02204151 511000 SALARIES - PERM</u>	16,276,744	0	16,276,744	11,557,128.84	.00	4,719,615.16	71.0%
	<u>02204151 511605 APPARATUS DETAI</u>	41,200	0	41,200	23,016.00	.00	18,184.00	55.9%
	<u>02204151 513000 OVERTIME</u>	741,600	0	741,600	596,443.26	.00	145,156.74	80.4%
	<u>02204151 513007 OVERTIME-PUBLIC</u>	15,914	0	15,914	2,310.06	.00	13,603.94	14.5%
	<u>02204151 513200 S &amp; W-OVERTIME/</u>	218,000	0	218,000	168,984.40	.00	49,015.60	77.5%
	<u>02204151 514000 S &amp; W HOLIDAY</u>	1,028,632	0	1,028,632	762,727.95	.00	265,904.05	74.1%
	<u>02204151 514800 S &amp; W LONGEVITY</u>	9,000	0	9,000	5,792.75	.00	3,207.25	64.4%
	<u>02204151 515000 COURT TIME</u>	2,200	0	2,200	.00	.00	2,200.00	.0%
	<u>02204151 515600 OUT OF GRADE CO</u>	137,387	0	137,387	103,927.23	.00	33,459.77	75.6%
	<u>02204151 515700 HAZARDOUS MATER</u>	35,000	0	35,000	-6,586.10	.00	41,586.10	-18.8%
	<u>02204151 518500 BUY BACK VACATI</u>	148,526	0	148,526	101,840.06	.00	46,685.94	68.6%
	<u>02204151 571801 EDUCATION INCEN</u>	5,500	0	5,500	4,740.00	.00	760.00	86.2%
	<u>02204151 572300 OUT OF STATE TR</u>	4,200	0	4,200	.00	.00	4,200.00	.0%
	<u>02204152 520100 ENERGY- ELECTRI</u>	40,000	0	40,000	26,374.58	.00	13,625.42	65.9%
	<u>02204152 520101 ENERGY- HEATING</u>	62,000	0	62,000	29,463.09	.00	32,536.91	47.5%
	<u>02204153 520500 REPAIR &amp; MAINT-</u>	10,000	6,000	16,000	11,456.02	2,648.54	1,895.44	88.2%
	<u>02204153 520504 REPAIR &amp; MAINT</u>	150,000	0	150,000	84,342.66	44,859.64	20,797.70	86.1%
	<u>02204153 521400 HAZARDOUS WASTE</u>	6,500	-1,000	5,500	3,563.30	1,105.19	831.51	84.9%
	<u>02204153 523700 LADDER TESTING</u>	5,500	0	5,500	.00	.00	5,500.00	.0%
	<u>02204153 525006 HEALTH &amp; SAFETY</u>	35,000	0	35,000	19,346.57	6,031.52	9,621.91	72.5%
	<u>02204153 530000 PROFESSIONAL SE</u>	1,500	-1,500	0	.00	.00	.00	.0%
	<u>02204153 530014 PROF.SVC-EMT/AM</u>	8,000	-1,000	7,000	2,804.59	.00	4,195.41	40.1%
	<u>02204153 530059 CodeRED</u>	10,100	-100	10,000	10,000.00	.00	.00	100.0%
	<u>02204153 530060 CELLULAR SERV/E</u>	6,000	-3,294	2,706	400.00	176.03	2,130.21	21.3%
	<u>02204153 530072 Alarm Monitorin</u>	62,000	160	62,160	46,620.00	15,540.00	.00	100.0%
	<u>02204153 530101 PRE-RETIRE PHYS</u>	15,000	1,200	16,200	11,222.00	4,377.00	601.00	96.3%
	<u>02204153 530105 TRAINING/EVALUA</u>	10,000	0	10,000	5,066.30	260.00	4,673.70	53.3%
	<u>02204153 531800 PRINTING &amp; BIN</u>	2,300	0	2,300	1,217.00	439.00	644.00	72.0%
	<u>02204154 540800 FIREFIGHTER-SUP</u>	30,000	343	30,343	13,364.09	13,528.43	3,450.12	88.6%
	<u>02204154 540801 LEPC-SUPPLIES/T</u>	12,500	0	12,500	2,561.36	4,494.01	5,444.63	56.4%
	<u>02204154 541000 COMPUTER EQUIPM</u>	14,600	0	14,600	12,146.39	865.00	1,588.61	89.1%
	<u>02204154 541800 MEDICAL &amp; SURGI</u>	32,000	-15,000	17,000	.00	4,034.94	12,965.06	23.7%



FOR 2019 09

	ORIGINAL APPROP	TRANFRS/ ADJSTMTS	REVISED BUDGET	YTD EXPENDED	ENCUMBRANCES	AVAILABLE BUDGET	PCT USED
<a href="#">02204154 542300 GAS &amp; MOTOR OIL</a>	85,000	15,000	100,000	65,256.10	19,743.90	15,000.00	85.0%
<a href="#">02204154 542500 AUTOMOTIVE-TIRE</a>	10,000	0	10,000	7,918.06	2,081.94	.00	100.0%
<a href="#">02204154 543600 HARDWARE-SUPPLI</a>	2,000	0	2,000	703.97	713.03	583.00	70.9%
<a href="#">02204154 544400 OFFICE SUPPLIES</a>	3,500	0	3,500	914.60	30.00	2,555.40	27.0%
<a href="#">02204157 570401 DUES &amp; SUBSCRIP</a>	6,500	0	6,500	4,430.50	375.00	1,694.50	73.9%
<a href="#">02204157 570701 IN-STA TRAVEL R</a>	3,000	0	3,000	1,136.81	.00	1,863.19	37.9%
<a href="#">02204157 571800 EDUCATION REIMB</a>	5,000	0	5,000	2,500.00	.00	2,500.00	50.0%
<a href="#">02204170 589107 UPGRADE RADIO S</a>	12,500	0	12,500	1,526.35	473.65	10,500.00	16.0%
<a href="#">02204170 589109 OTHER(SCUBA.ETC</a>	7,500	0	7,500	352.00	1,300.00	5,848.00	22.0%
<a href="#">02204170 589119 SCBA EQUIPMENT(</a>	45,000	0	45,000	3,384.34	6,929.75	34,685.91	22.9%
<a href="#">02204170 589127 4" HOSE &amp; HARDW</a>	10,000	0	10,000	.00	5,990.00	4,010.00	59.9%
<a href="#">02204170 589166 OFFICE FURNITUR</a>	3,000	0	3,000	926.93	423.00	1,650.07	45.0%
<a href="#">02204170 589179 REPLACE-REPAIR</a>	100,000	2,068	102,068	8,584.16	91,057.00	2,426.76	97.6%
<a href="#">02204257 571903 INS. PREMIUMS -</a>	5,000	0	5,000	3,617.00	.00	1,383.00	72.3%
<hr/> 240 INSPECTION SERVICE <hr/>							
<a href="#">02404151 511000 SALARIES - PERM</a>	1,236,987	0	1,236,987	835,400.40	.00	401,586.60	67.5%
TOTAL PUBLIC SAFETY	48,333,497	230,161	48,563,658	34,405,157.61	443,502.79	13,714,997.13	71.8%
TOTAL EXPENSES	48,333,497	230,161	48,563,658	34,405,157.61	443,502.79	13,714,997.13	
<hr/> 3 EDUCATION <hr/>							
001 CARDINAL O'CONNELL SCHOOL <hr/>							
<a href="#">90110103 512958 Cardinal Parapr</a>	0	119,274	119,274	45,119.93	.00	74,153.57	37.8%
<a href="#">90110106 512903 Cardinal SPED T</a>	7,325	220,084	227,409	153,184.45	.00	74,224.93	67.4%
<a href="#">90110106 512958 Cardinal SPED P</a>	0	223,631	223,631	201,211.68	.00	22,419.30	90.0%
<a href="#">90110112 544400 Cardinal SA - G</a>	0	10,000	10,000	2,986.98	5,830.59	1,182.43	88.2%
<a href="#">90110903 512903 Cardinal PreSch</a>	0	359,251	359,251	176,763.37	.00	182,488.12	49.2%
<a href="#">90111003 512903 Cardinal Art Te</a>	57,861	0	57,861	33,139.72	.00	24,721.28	57.3%
<a href="#">90112603 512903 Cardinal PhEd T</a>	67,325	-67,325	0	.00	.00	.00	.0%
<a href="#">90112803 512903 Cardinal Music</a>	49,626	0	49,626	35,306.40	.00	14,319.60	71.1%
<a href="#">90113104 512903 Cardinal Social</a>	0	0	0	16,351.61	.00	-16,351.61	100.0%*
<a href="#">90137001 530002 Cardinal SA - P</a>	0	3,000	3,000	445.00	.00	2,555.00	14.8%
<a href="#">90141103 512902 Cardinal School</a>	43,542	0	43,542	26,648.81	.00	16,893.19	61.2%
<a href="#">90147103 512960 Cardinal Custod</a>	46,493	0	46,493	36,336.67	.00	10,156.33	78.2%
<hr/> 002 BAILEY SCHOOL <hr/>							
<a href="#">90210103 512903 Bailey Elementa</a>	1,321,261	0	1,321,261	709,817.26	.00	611,443.74	53.7%



FOR 2019 09

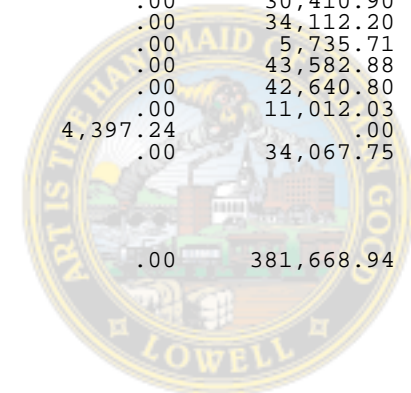
	ORIGINAL APPROP	TRANFRS/ADJSTMTS	REVISED BUDGET	YTD EXPENDED	ENCUMBRANCES	AVAILABLE BUDGET	PCT USED
<a href="#">90210103 512958 Bailey Paraprof</a>	306,706	0	306,706	184,449.61	.00	122,256.39	60.1%
<a href="#">90210106 512903 Bailey SPED Tea</a>	505,417	0	505,417	334,880.68	.00	170,536.32	66.3%
<a href="#">90210106 512958 Bailey SPED Par</a>	173,207	0	173,207	131,481.64	.00	41,725.36	75.9%
<a href="#">90210109 512903 Bailey ELL Teac</a>	86,402	0	86,402	48,823.44	.00	37,578.56	56.5%
<a href="#">90210112 544400 Bailey SA - Gen</a>	27,360	0	27,360	22,834.90	2,888.41	1,636.69	94.0%
<a href="#">90210803 512903 Bailey Kinderga</a>	339,370	0	339,370	194,368.52	.00	145,001.48	57.3%
<a href="#">90210903 512903 Bailey Pre-Scho</a>	81,381	0	81,381	46,609.26	.00	34,771.74	57.3%
<a href="#">90211003 512903 Bailey Art Teac</a>	86,538	0	86,538	61,567.50	.00	24,970.50	71.1%
<a href="#">90212003 512903 Bailey Math Tea</a>	60,000	0	60,000	48,428.20	.00	11,571.80	80.7%
<a href="#">90212603 512903 Bailey Phys. Ed</a>	82,589	0	82,589	47,301.10	.00	35,287.90	57.3%
<a href="#">90212803 512903 Bailey Music Te</a>	49,626	0	49,626	51,628.64	.00	-2,002.64	104.0%*
<a href="#">90212903 512903 Bailey Reading</a>	75,461	0	75,461	43,218.96	.00	32,242.04	57.3%
<a href="#">90237002 530002 Bailey SA - Pro</a>	12,000	-3,429	8,571	6,455.00	.00	2,115.71	75.3%
<a href="#">90237003 512111 Bailey - Studen</a>	5,397	0	5,397	1,264.00	3,738.70	394.54	92.7%
<a href="#">90241103 512101 Bailey Principa</a>	125,514	0	125,514	77,239.69	.00	48,274.31	61.5%
<a href="#">90241103 512102 Bailey Asst. Pr</a>	103,211	0	103,211	63,121.56	.00	40,089.44	61.2%
<a href="#">90241103 512902 Bailey School C</a>	44,004	0	44,004	33,064.90	.00	10,939.10	75.1%
<a href="#">90247103 512960 Bailey Custodia</a>	147,513	0	147,513	113,010.93	.00	34,502.07	76.6%

012 MCAVINNUE SCHOOL

<a href="#">91210103 512903 McAvinnue Eleme</a>	1,087,204	0	1,087,204	655,992.32	.00	431,211.68	60.3%
<a href="#">91210103 512958 McAvinnue Parap</a>	322,909	0	322,909	175,689.34	.00	147,219.66	54.4%
<a href="#">91210106 512903 McAvinnue SPED</a>	553,460	0	553,460	317,853.46	.00	235,606.54	57.4%
<a href="#">91210106 512958 McAvinnue SPED</a>	160,959	0	160,959	110,054.40	.00	50,904.60	68.4%
<a href="#">91210109 512903 McAvinnue ELL T</a>	166,067	0	166,067	96,634.52	.00	69,432.48	58.2%
<a href="#">91210112 544400 McAvinnue SA -</a>	24,360	0	24,360	14,874.60	9,472.53	12.87	99.9%
<a href="#">91210803 512903 McAvinnue Kinde</a>	312,080	0	312,080	178,737.76	.00	133,342.24	57.3%
<a href="#">91210903 512903 McAvinnue Pre-S</a>	83,776	0	83,776	47,981.50	.00	35,794.50	57.3%
<a href="#">91211003 512903 McAvinnue Art T</a>	82,165	0	82,165	57,898.53	.00	24,266.47	70.5%
<a href="#">91212003 512903 McAvinnue Math</a>	79,838	0	79,838	42,624.72	.00	37,213.28	53.4%
<a href="#">91212603 512903 McAvinnue Phys.</a>	91,617	0	91,617	59,608.19	.00	32,008.81	65.1%
<a href="#">91212803 512903 McAvinnue Music</a>	71,175	0	71,175	40,764.10	.00	30,410.90	57.3%
<a href="#">91212903 512903 McAvinnue Readi</a>	79,838	0	79,838	45,725.80	.00	34,112.20	57.3%
<a href="#">91237012 530002 McAvinnue SA -</a>	15,000	-2,429	12,571	6,835.00	.00	5,735.71	54.4%
<a href="#">91241103 512101 McAvinnue Princ</a>	112,868	0	112,868	69,285.12	.00	43,582.88	61.4%
<a href="#">91241103 512102 McAvinnue Asst.</a>	109,778	0	109,778	67,137.20	.00	42,640.80	61.2%
<a href="#">91241103 512902 McAvinnue Schoo</a>	43,079	0	43,079	32,066.97	.00	11,012.03	74.4%
<a href="#">91241112 512111 STUDENT BODY AC</a>	5,397	-1,000	4,397	.00	4,397.24	.00	100.0%
<a href="#">91247103 512960 McAvinnue Custo</a>	148,622	0	148,622	114,554.25	.00	34,067.75	77.1%


015 GREENHALGE SCHOOL

<a href="#">91510103 512903 Greenhalge Elem</a>	1,076,425	0	1,076,425	694,756.06	.00	381,668.94	64.5%
---	-----------	---	-----------	------------	-----	------------	-------



FOR 2019 09

	ORIGINAL APPROP	TRANFRS/ ADJSTMTS	REVISED BUDGET	YTD EXPENDED	ENCUMBRANCES	AVAILABLE BUDGET	PCT USED
91510103 512958 Greenhalge Para	309,694	0	309,694	185,110.19	.00	124,583.81	59.8%
91510105 512111 STUDENT BODY AC	5,452	-4,352	1,100	1,095.75	4.25	.36	100.0%
91510106 512903 Greenhalge SPED	502,527	0	502,527	290,317.72	.00	212,209.28	57.8%
91510106 512958 Greenhalge SPED	260,363	0	260,363	211,547.43	.00	48,815.57	81.3%
91510109 512903 Greenhalge ELL	170,603	0	170,603	49,115.84	.00	121,487.16	28.8%
91510112 544400 Greenhalge SA -	34,760	888	35,648	33,470.23	2,177.36	.00	100.0%
91510124 541000 Greenhalge SA -	3,000	0	3,000	1,991.88	999.36	8.76	99.7%
91510803 512903 Greenhalge Kind	284,346	0	284,346	145,383.30	.00	138,962.70	51.1%
91510903 512903 Greenhalge Pre-	154,540	0	154,540	131,057.96	.00	23,482.04	84.8%
91511003 512903 Greenhalge Art	67,325	0	67,325	38,558.36	.00	28,766.64	57.3%
91512003 512903 Greenhalge Math	86,542	0	86,542	49,115.84	.00	37,426.16	56.8%
91512603 512903 Greenhalge Phys	163,200	0	163,200	45,725.80	.00	117,474.20	28.0%
91512803 512903 Greenhalge Musi	91,177	0	91,177	52,220.38	.00	38,956.62	57.3%
91512903 512903 Greenhalge Read	85,247	0	85,247	48,823.44	.00	36,423.56	57.3%
91537015 530002 Greenhalge SA -	2,000	0	2,000	2,210.00	.00	-210.00	110.5%*
91541103 512101 Greenhalge Prin	123,109	0	123,109	75,009.28	.00	48,099.72	60.9%
91541103 512102 Greenhalge Asst	113,262	0	113,262	65,730.38	.00	47,531.62	58.0%
91541103 512902 Greenhalge Scho	44,004	0	44,004	32,345.25	.00	11,658.75	73.5%
91547103 512960 Greenhalge Cust	144,768	0	144,768	99,558.30	.00	45,209.70	68.8%
018 PYNE SCHOOL							
91810103 512903 Pyne Arts Eleme	524,956	0	524,956	247,680.84	.00	277,275.16	47.2%
91810103 512958 Pyne Arts Parap	275,593	0	275,593	155,772.09	.00	119,820.91	56.5%
91810106 512903 Pyne Arts SPED	631,114	0	631,114	466,222.59	.00	164,891.41	73.9%
91810106 512958 Pyne Arts SPED	420,682	-51,742	368,940	237,568.31	.00	131,371.51	64.4%
91810109 512903 Pyne Arts ELL T	92,321	0	92,321	52,875.54	.00	39,445.46	57.3%
91810112 544400 Pyne Arts SA -	36,000	0	36,000	29,439.45	6,560.37	.18	100.0%
91810124 541000 Pyne Arts SA -	0	457	457	914.12	.00	-457.06	200.0%*
91810604 512903 Pyne Arts Middl	366,944	0	366,944	179,320.42	.00	187,623.58	48.9%
91810803 512903 Pyne Arts Kinde	135,292	0	135,292	79,241.22	.00	56,050.78	58.6%
91810903 512903 Pyne Arts Pre-S	90,340	0	90,340	51,740.30	.00	38,599.70	57.3%
91811003 512903 Pyne Arts Art T	89,589	0	89,589	63,459.45	.00	26,129.55	70.8%
91811203 512903 Pyne Arts Compu	83,277	0	83,277	47,695.74	.00	35,581.26	57.3%
91811403 541500 BASIC TEXT	625	0	625	624.85	.00	.15	100.0%
91811503 512903 Pyne Arts Engli	66,020	0	66,020	37,812.96	.00	28,207.04	57.3%
91811903 512903 Pyne Arts Tech.	82,165	0	82,165	46,609.26	.00	35,555.74	56.7%
91812003 512903 Pyne Arts Math	75,882	0	75,882	44,714.22	.00	31,167.78	58.9%
91812603 512903 Pyne Arts Phys.	74,234	0	74,234	32,508.89	.00	41,725.11	43.8%
91812803 512903 Pyne Arts Music	53,486	0	53,486	30,633.18	.00	22,852.82	57.3%
91812903 512903 Pyne Arts Readi	84,636	0	84,636	43,869.92	.00	40,766.08	51.8%
91813003 512903 Pyne Arts Scien	74,234	0	74,234	42,515.98	.00	31,718.02	57.3%
91813103 512903 Pyne Arts Socia	86,402	0	86,402	61,471.86	.00	24,930.14	71.1%



FOR 2019 09

	ORIGINAL APPROP	TRANFRS/ADJSTMTS	REVISED BUDGET	YTD EXPENDED	ENCUMBRANCES	AVAILABLE BUDGET	PCT USED
<a href="#">91813303 512903 Pyne Arts Drama</a>	83,776	0	83,776	47,981.50	.00	35,794.50	57.3%
<a href="#">91835003 512105 Pyne Arts Guida</a>	84,220	0	84,220	49,870.71	.00	34,349.29	59.2%
<a href="#">91837018 530002 Pyne Arts SA -</a>	6,500	0	6,500	2,560.00	.00	3,940.00	39.4%
<a href="#">91841103 512101 Pyne Arts Princ</a>	126,328	0	126,328	77,740.48	.00	48,587.52	61.5%
<a href="#">91841103 512102 Pyne Arts Asst.</a>	108,866	0	108,866	66,579.96	.00	42,286.04	61.2%
<a href="#">91841103 512902 Pyne Arts Schoo</a>	39,198	0	39,198	29,654.46	.00	9,543.54	75.7%
<a href="#">91841112 512111 STUDENT BODY AC</a>	5,485	-3,483	2,002	2,001.95	.00	.00	100.0%
<a href="#">91847103 512960 Pyne Arts Custo</a>	187,026	0	187,026	143,958.44	.00	43,067.56	77.0%

019 ALTERNATIVE SCHOOL


<a href="#">91910115 512111 STUDENT BODY AC</a>	277	0	277	.00	268.00	8.85	96.8%
<a href="#">91920104 512110 Laura Lee Coord</a>	100,576	0	100,576	57,602.90	.00	42,973.10	57.3%
<a href="#">91920106 512903 Laura Lee SPED</a>	360,106	0	360,106	265,956.34	.00	94,149.66	73.9%
<a href="#">91920106 512958 Laura Lee SPED</a>	159,598	0	159,598	89,409.22	.00	70,188.78	56.0%
<a href="#">91920109 544400 Laura Lee SA -</a>	7,400	1,500	8,900	6,543.79	2,351.20	5.01	99.9%
<a href="#">91937019 530002 Laura Lee SA -</a>	2,000	-1,500	500	208.27	291.73	.00	100.0%
<a href="#">91941102 530002 Laura Lee SA -</a>	4,100	0	4,100	.00	4,082.00	18.00	99.6%
<a href="#">91941103 512902 Laura Lee Schoo</a>	43,079	0	43,079	31,776.77	.00	11,302.23	73.8%

020 LINCOLN SCHOOL

<a href="#">92010103 512903 Lincoln Element</a>	1,211,454	0	1,211,454	754,728.99	.00	456,725.01	62.3%
<a href="#">92010103 512958 Lincoln Parapro</a>	333,662	0	333,662	198,775.30	.00	134,886.70	59.6%
<a href="#">92010106 512903 Lincoln SPED Te</a>	396,898	0	396,898	239,053.71	.00	157,844.29	60.2%
<a href="#">92010106 512958 Lincoln SPED Pa</a>	144,538	0	144,538	90,359.92	.00	54,178.08	62.5%
<a href="#">92010109 512903 Lincoln ELL Tea</a>	152,686	0	152,686	99,645.11	.00	53,040.89	65.3%
<a href="#">92010112 544400 Lincoln SA - Ge</a>	25,000	6,308	31,308	16,092.79	15,211.81	3.38	100.0%
<a href="#">92010803 512903 Lincoln Kinderg</a>	281,475	0	281,475	169,022.80	.00	112,452.20	60.0%
<a href="#">92010903 512903 Lincoln Pre-Sch</a>	159,676	0	159,676	91,512.24	.00	68,163.76	57.3%
<a href="#">92011003 512903 Lincoln Art Tea</a>	60,000	0	60,000	45,725.80	.00	14,274.20	76.2%
<a href="#">92012003 512903 Lincoln Math Te</a>	79,838	0	79,838	45,725.80	.00	34,112.20	57.3%
<a href="#">92012004 512111 Lincoln - Stude</a>	5,496	0	5,496	561.67	4,934.30	.00	100.0%
<a href="#">92012603 512903 Lincoln Phys. E</a>	93,889	0	93,889	52,875.54	.00	41,013.46	56.3%
<a href="#">92012803 512903 Lincoln Music T</a>	66,020	0	66,020	37,812.96	.00	28,207.04	57.3%
<a href="#">92012903 512903 Lincoln Reading</a>	62,950	0	62,950	33,514.29	.00	29,435.71	53.2%
<a href="#">92037020 530002 Lincoln SA - Pr</a>	15,080	-9,800	5,280	3,153.63	.00	2,126.37	59.7%
<a href="#">92041103 512101 Lincoln Princip</a>	125,227	0	125,227	69,538.56	.00	55,688.44	55.5%
<a href="#">92041103 512102 Lincoln Asst. P</a>	106,650	0	106,650	55,331.95	.00	51,318.05	51.9%
<a href="#">92041103 512902 Lincoln School</a>	39,198	0	39,198	29,654.46	.00	9,543.54	75.7%
<a href="#">92047103 512960 Lincoln Custodi</a>	145,389	0	145,389	111,260.77	.00	34,128.23	76.5%

025 MOLLOY SCHOOL


<a href="#">92510106 512903 Molloy SPED Tea</a>	151,973	0	151,973	84,849.18	.00	67,123.82	55.8%
---	---------	---	---------	-----------	-----	-----------	-------





FOR 2019 09


	ORIGINAL APPROP	TRANFRS/ ADJSTMTS	REVISED BUDGET	YTD EXPENDED	ENCUMBRANCES	AVAILABLE BUDGET	PCT USED
<a href="#">92510109 512903 Molloy ELL Teac</a>	59,881	0	59,881	36,800.78	.00	23,080.22	61.5%
<a href="#">92510112 544400 Molloy SA - Gen</a>	10,000	913	10,913	4,790.03	5,895.36	227.26	97.9%
<a href="#">92510603 512110 Molloy Coordina</a>	113,996	0	113,996	68,769.28	.00	45,226.72	60.3%
<a href="#">92510704 512111 STUDENT BODY AC</a>	962	0	962	.00	962.22	.00	100.0%
<a href="#">92511504 512903 Molloy English</a>	161,644	0	161,644	92,578.70	.00	69,065.30	57.3%
<a href="#">92512004 512903 Molloy Math Tea</a>	75,461	0	75,461	43,218.96	.00	32,242.04	57.3%
<a href="#">92512603 512903 Molloy PhEd Tea</a>	0	67,325	67,325	28,012.21	.00	39,312.79	41.6%
<a href="#">92513003 512903 Molloy Science</a>	159,472	0	159,472	102,519.81	.00	56,952.19	64.3%
<a href="#">92513103 512903 Molloy Social S</a>	77,431	0	77,431	44,347.56	.00	33,083.44	57.3%
<a href="#">92537025 530002 Molloy SA - Pro</a>	3,000	500	3,500	1,065.00	.00	2,435.00	30.4%
<a href="#">92541105 512902 Molloy School C</a>	43,079	0	43,079	32,673.38	.00	10,405.62	75.8%
<a href="#">92541106 530002 CONTRACTED SERV</a>	500	-500	0	.00	.00	.00	.0%
<a href="#">92541408 512915 Molloy Security</a>	40,912	0	40,912	.00	.00	40,912.00	.0%
<a href="#">92547103 512960 Molloy Custodia</a>	47,177	0	47,177	46,756.41	.00	420.59	99.1%
<hr/> 027 MOODY SCHOOL							
<a href="#">92710103 512903 Moody Elementar</a>	729,347	0	729,347	449,124.26	.00	280,222.74	61.6%
<a href="#">92710103 512958 Moody Paraprofe</a>	270,000	-80,864	189,136	136,032.24	.00	53,103.35	71.9%
<a href="#">92710106 512903 Moody SPED Teac</a>	145,396	0	145,396	94,582.24	.00	50,813.76	65.1%
<a href="#">92710109 512903 Moody ELL Teach</a>	56,551	0	56,551	47,695.74	.00	8,855.26	84.3%
<a href="#">92710112 544400 Moody SA - Gene</a>	15,280	0	15,280	13,407.96	1,870.98	1.06	100.0%
<a href="#">92710803 512903 Moody Kindergar</a>	141,687	0	141,687	81,148.90	.00	60,538.10	57.3%
<a href="#">92710903 512903 Moody Pre-Schoo</a>	129,464	0	129,464	19,761.82	.00	109,702.18	15.3%
<a href="#">92711003 512903 Moody Art Teach</a>	75,461	0	75,461	43,218.96	.00	32,242.04	57.3%
<a href="#">92712003 512903 Moody Math Teac</a>	81,806	0	81,806	49,485.50	.00	32,320.50	60.5%
<a href="#">92712603 512903 Moody Phys. Ed.</a>	89,589	0	89,589	64,659.45	.00	24,929.55	72.2%
<a href="#">92712803 512903 Moody Music Tea</a>	93,464	0	93,464	53,530.06	.00	39,933.94	57.3%
<a href="#">92712903 512903 Moody Reading T</a>	79,838	0	79,838	36,396.90	.00	43,441.10	45.6%
<a href="#">92737027 530002 Moody SA - Prof</a>	8,000	0	8,000	4,100.00	.00	3,900.00	51.3%
<a href="#">92741103 512101 Moody Principal</a>	124,858	0	124,858	76,644.80	.00	48,213.20	61.4%
<a href="#">92741103 512902 Moody School Cl</a>	44,004	0	44,004	37,158.50	.00	6,845.50	84.4%
<a href="#">92741112 512111 STUDENT BODY AC</a>	3,192	-2,028	1,164	.00	1,163.30	.67	99.9%
<a href="#">92741113 541500 BASIC TEXT</a>	625	0	625	400.96	222.78	1.26	99.8%
<a href="#">92747103 512960 Moody Custodian</a>	97,816	0	97,816	59,301.64	.00	38,514.36	60.6%
<hr/> 030 MOREY SCHOOL							
<a href="#">93010103 512903 Morey Elementar</a>	1,275,203	0	1,275,203	746,747.95	.00	528,455.05	58.6%
<a href="#">93010103 512958 Morey Paraprofe</a>	299,576	0	299,576	188,183.89	.00	111,392.11	62.8%
<a href="#">93010104 512301 Morey SA - Tuto</a>	0	0	0	375.00	.00	-375.00	100.0%*
<a href="#">93010106 512903 Morey SPED Teac</a>	484,762	0	484,762	294,122.42	.00	190,639.58	60.7%






FOR 2019 09

	ORIGINAL APPROP	TRANFRS/ADJSTMTS	REVISED BUDGET	YTD EXPENDED	ENCUMBRANCES	AVAILABLE BUDGET	PCT USED
<a href="#">93010106 512958 Morey SPED Para</a>	120,172	0	120,172	158,035.31	.00	-37,863.31	131.5%*
<a href="#">93010109 512903 Morey ELL Teach</a>	156,798	0	156,798	89,803.54	.00	66,994.46	57.3%
<a href="#">93010112 544400 Morey SA - Gene</a>	16,920	3,754	20,674	15,837.69	4,836.24	.02	100.0%
<a href="#">93010124 541000 Morey SA - Tech</a>	5,000	4,000	9,000	.00	6,997.98	2,002.02	77.8%
<a href="#">93010803 512903 Morey Kindergar</a>	399,711	0	399,711	237,050.62	.00	162,660.38	59.3%
<a href="#">93010901 512903 Morey Pre-Schoo</a>	163,956	0	163,956	95,426.02	.00	68,529.98	58.2%
<a href="#">93011003 512903 Morey Art Teach</a>	87,215	0	87,215	37,007.57	.00	50,207.43	42.4%
<a href="#">93012003 512903 Morey Math Teac</a>	81,806	0	81,806	48,823.44	.00	32,982.56	59.7%
<a href="#">93012603 512903 Morey Phys. Ed.</a>	83,776	0	83,776	47,981.50	.00	35,794.50	57.3%
<a href="#">93012803 512903 Morey Music Tea</a>	84,556	0	84,556	49,951.14	.00	34,604.86	59.1%
<a href="#">93012903 512903 Morey Reading T</a>	153,043	0	153,043	96,674.86	.00	56,368.14	63.2%
<a href="#">93037030 530002 Morey SA - Prof</a>	20,000	-3,658	16,342	9,892.50	.00	6,449.50	60.5%
<a href="#">93041103 512101 Morey Principal</a>	124,548	0	124,548	80,699.02	.00	43,848.98	64.8%
<a href="#">93041103 512102 Morey Asst. Pri</a>	114,418	0	114,418	69,975.34	.00	44,442.66	61.2%
<a href="#">93041103 512902 Morey School Cl</a>	43,079	0	43,079	31,776.76	.00	11,302.24	73.8%
<a href="#">93041112 512111 STUDENT BODY AC</a>	5,748	-5,748	0	.00	.00	.00	.0%
<a href="#">93047103 512960 Morey Custodian</a>	147,329	0	147,329	114,021.74	.00	33,307.26	77.4%
<b>035 LEBLANC SCHOOL</b>							
<a href="#">93510106 512958 LeBlanc SPED Pa</a>	46,728	0	46,728	32,153.53	.00	14,574.47	68.8%
<a href="#">93510112 512111 STUDENT BODY AC</a>	398	0	398	.00	398.16	.00	100.0%
<a href="#">93510112 544400 LeBlanc SA - Ge</a>	13,500	0	13,500	6,771.21	6,532.69	196.10	98.5%
<a href="#">93541103 512902 LeBlanc School</a>	39,198	0	39,198	29,654.46	.00	9,543.54	75.7%
<a href="#">93541408 512915 LeBlanc Securit</a>	44,325	0	44,325	33,516.42	.00	10,808.58	75.6%
<a href="#">93547103 512960 LeBlanc Custodi</a>	45,939	0	45,939	34,719.34	.00	11,219.66	75.6%
<b>036 PAWTUCKETVILLE MEMORIAL SCHOOL</b>							
<a href="#">93610103 512903 Pawtucket Eleme</a>	1,289,339	0	1,289,339	799,382.82	.00	489,956.18	62.0%
<a href="#">93610103 512958 Pawtucket Parap</a>	255,704	-29,521	226,184	143,965.09	.00	82,218.41	63.6%
<a href="#">93610106 512903 Pawtucket SPED</a>	412,633	0	412,633	249,129.71	.00	163,503.29	60.4%
<a href="#">93610106 512958 Pawtucket SPED</a>	293,309	0	293,309	203,331.64	.00	89,977.36	69.3%
<a href="#">93610109 512903 Pawtucketville</a>	88,618	0	88,618	50,250.74	.00	38,367.26	56.7%
<a href="#">93610112 544400 Pawtucket SA -</a>	32,600	0	32,600	18,796.71	11,851.32	1,951.97	94.0%
<a href="#">93610114 512111 Pawtucket - Stu</a>	5,704	-2,000	3,704	1,012.00	2,692.40	.00	100.0%
<a href="#">93610803 512903 Pawtucket Kinde</a>	283,341	0	283,341	216,826.02	.00	66,514.98	76.5%
<a href="#">93610903 512903 Pawtucket Pre-S</a>	81,381	0	81,381	.00	.00	81,381.00	.0%
<a href="#">93611003 512903 Pawtucket Art T</a>	59,881	0	59,881	36,800.78	.00	23,080.22	61.5%
<a href="#">93612003 512903 Pawtucket Math</a>	0	77,649	77,649	44,472.08	.00	33,176.92	57.3%
<a href="#">93612603 512903 Pawtucket Phys.</a>	79,838	0	79,838	45,725.80	.00	34,112.20	57.3%
<a href="#">93612803 512903 Pawtucket Music</a>	62,950	0	62,950	36,053.28	.00	26,896.72	57.3%



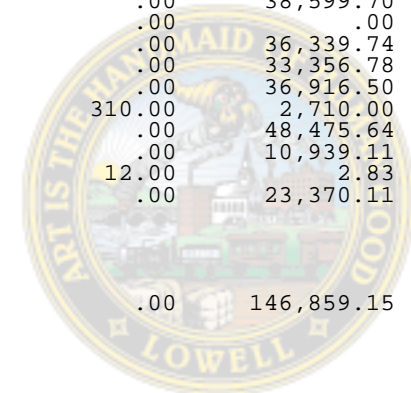
FOR 2019 09

	ORIGINAL APPROP	TRANFRS/ ADJSTMTS	REVISED BUDGET	YTD EXPENDED	ENCUMBRANCES	AVAILABLE BUDGET	PCT USED
<a href="#">93612903 512903 Pawtucket Readi</a>	64,255	0	64,255	36,082.78	.00	28,172.22	56.2%
<a href="#">93637036 530002 Pawtucket SA -</a>	9,000	-1,624	7,376	2,625.00	.00	4,750.55	35.6%
<a href="#">93641103 512101 Pawtucket Princ</a>	123,088	0	123,088	75,746.56	.00	47,341.44	61.5%
<a href="#">93641103 512102 Pawtucket Asst.</a>	112,907	0	112,907	69,051.60	.00	43,855.40	61.2%
<a href="#">93641103 512902 Pawtucket Schoo</a>	43,542	0	43,542	32,150.46	.00	11,391.54	73.8%
<a href="#">93647103 512960 Pawtucket Custo</a>	143,711	0	143,711	109,840.34	.00	33,870.66	76.4%
<hr/>							
040 REILLY SCHOOL							
<a href="#">94010103 512903 Reilly Elementa</a>	1,671,466	-318,191	1,353,275	736,417.29	.00	616,857.71	54.4%
<a href="#">94010103 512958 Reilly Paraprof</a>	366,268	0	366,268	212,260.12	.00	154,007.88	58.0%
<a href="#">94010104 512903 SW PROF STAFF/C</a>	0	0	0	205,311.19	.00	-205,311.19	100.0%*
<a href="#">94010105 512111 Reilly - Studen</a>	7,054	0	7,054	3,990.99	3,057.93	4.79	99.9%
<a href="#">94010106 512903 Reilly SPED Tea</a>	407,456	0	407,456	296,693.31	.00	110,762.69	72.8%
<a href="#">94010106 512958 Reilly SPED Par</a>	119,709	0	119,709	64,763.39	.00	54,945.61	54.1%
<a href="#">94010109 512903 Reilly ELL Teac</a>	137,699	0	137,699	78,865.52	.00	58,833.48	57.3%
<a href="#">94010112 544400 Reilly SA - Gen</a>	25,040	-2,241	22,799	16,900.17	5,898.84	.10	100.0%
<a href="#">94010124 541000 Reilly SA - Tec</a>	10,000	0	10,000	10,000.00	.00	.00	100.0%
<a href="#">94010803 512903 Reilly Kinderga</a>	390,765	0	390,765	225,144.30	.00	165,620.70	57.6%
<a href="#">94011003 512903 Reilly Art Teac</a>	92,321	0	92,321	52,875.54	.00	39,445.46	57.3%
<a href="#">94012003 512903 Reilly Math Tea</a>	85,550	0	85,550	48,997.62	.00	36,552.38	57.3%
<a href="#">94012603 512903 Reilly Phys. Ed</a>	62,070	0	62,070	36,861.46	.00	25,208.54	59.4%
<a href="#">94012803 512903 Reilly Music Te</a>	69,858	0	69,858	40,009.10	.00	29,848.90	57.3%
<a href="#">94012903 512903 Reilly Reading</a>	168,208	0	168,208	95,211.30	.00	72,996.70	56.6%
<a href="#">94037040 530002 Reilly SA - Pro</a>	16,400	-2,241	14,159	8,817.39	.00	5,341.72	62.3%
<a href="#">94041103 512101 Reilly Principa</a>	121,344	0	121,344	74,673.60	.00	46,670.40	61.5%
<a href="#">94041103 512102 Reilly Asst. Pr</a>	105,000	0	105,000	67,137.20	.00	37,862.80	63.9%
<a href="#">94041103 512902 Reilly School C</a>	43,079	0	43,079	31,808.62	.00	11,270.38	73.8%
<a href="#">94047103 512960 Reilly Custodia</a>	142,575	0	142,575	110,968.06	.00	31,606.94	77.8%
<hr/>							
050 SHAUGHNESSY SCHOOL							
<a href="#">95010103 512903 Shaughnessy Ele</a>	1,230,184	0	1,230,184	721,077.19	.00	509,106.81	58.6%
<a href="#">95010103 512958 Shaughnessy Par</a>	28,715	40,000	68,715	73,188.68	.00	-4,473.68	106.5%*
<a href="#">95010106 512903 Shaughnessy SPE</a>	428,321	0	428,321	262,435.89	.00	165,885.11	61.3%
<a href="#">95010106 512958 Shaughnessy SPE</a>	584,433	0	584,433	284,109.94	.00	300,323.06	48.6%
<a href="#">95010109 512903 Shaughnessy ELL</a>	80,620	0	80,620	46,172.80	.00	34,447.20	57.3%
<a href="#">95010112 544400 Shaughnessy SA</a>	27,440	0	27,440	19,836.21	7,603.14	.65	100.0%
<a href="#">95010124 541000 Shaughnessy SA</a>	5,000	-4,000	1,000	.00	964.00	36.00	96.4%
<a href="#">95010803 512903 Shaughnessy Kin</a>	294,882	0	294,882	170,677.82	.00	124,204.18	57.9%
<a href="#">95010903 512903 Shaughnessy Pre</a>	86,150	0	86,150	49,115.84	.00	37,034.16	57.0%
<a href="#">95011003 512903 Shaughnessy Art</a>	85,584	0	85,584	60,889.35	.00	24,694.65	71.1%




FOR 2019 09

	ORIGINAL APPROP	TRANFRS/ ADJSTMTS	REVISED BUDGET	YTD EXPENDED	ENCUMBRANCES	AVAILABLE BUDGET	PCT USED
<a href="#">95012003 512903 Shaughnessy Mat</a>	86,402	0	86,402	49,485.50	.00	36,916.50	57.3%
<a href="#">95012603 512903 Shaughnessy Phy</a>	79,400	0	79,400	45,474.66	.00	33,925.34	57.3%
<a href="#">95012803 512903 Shaughnessy Mus</a>	84,682	0	84,682	47,744.16	.00	36,937.84	56.4%
<a href="#">95012903 512903 Shaughnessy Rea</a>	60,928	0	60,928	34,895.50	.00	26,032.50	57.3%
<a href="#">95037050 530002 Shaughnessy SA</a>	5,000	4,000	9,000	3,019.00	.00	5,981.00	33.5%
<a href="#">95041103 512101 Shaughnessy Pri</a>	125,792	0	125,792	70,952.04	.00	54,839.96	56.4%
<a href="#">95041103 512102 Shaughnessy Ass</a>	113,262	0	113,262	69,268.70	.00	43,993.30	61.2%
<a href="#">95041103 512902 Shaughnessy Sch</a>	43,542	0	43,542	32,150.46	.00	11,391.54	73.8%
<a href="#">95041112 512111 STUDENT BODY AC</a>	5,134	-3,262	1,872	.00	1,866.26	5.69	99.7%
<a href="#">95047103 512960 Shaughnessy Cus</a>	147,143	0	147,143	114,279.72	.00	32,863.28	77.7%
<a href="#">99310451 512135 Social Workers</a>	1,061,435	-178,155	883,280	389,321.58	.00	493,958.42	44.1%
<hr/> 054 VARNUM SCHOOL							
<a href="#">95410106 512903 LDS SPED Teache</a>	596,484	0	596,484	336,412.04	.00	260,071.96	56.4%
<a href="#">95410106 512958 LDS SPED Parapr</a>	653,877	0	653,877	487,204.93	.00	166,672.07	74.5%
<a href="#">95410112 544400 LDS SA General</a>	13,500	-8,500	5,000	1,426.31	3,573.37	.32	100.0%
<a href="#">95437054 530002 LDS SA - Prof.</a>	0	8,500	8,500	445.00	.00	8,055.00	5.2%
<a href="#">95441103 512101 LDS Principal</a>	112,283	0	112,283	66,489.94	.00	45,793.06	59.2%
<a href="#">95441103 512902 LDS School Cler</a>	43,542	0	43,542	32,166.56	.00	11,375.44	73.9%
<a href="#">95441112 512111 LDS Student Act</a>	299	0	299	.00	298.59	.38	99.9%
<hr/> 055 WASHINGTON SCHOOL							
<a href="#">95510103 512903 Washington Elem</a>	589,300	0	589,300	338,278.44	.00	251,021.56	57.4%
<a href="#">95510103 512958 Washington Para</a>	128,903	0	128,903	73,829.30	.00	55,073.70	57.3%
<a href="#">95510106 512903 Washington SPED</a>	356,771	58,946	415,717	267,037.86	.00	148,678.80	64.2%
<a href="#">95510106 512958 Washington SPED</a>	269,872	0	269,872	194,537.69	.00	75,334.31	72.1%
<a href="#">95510112 544400 Washington SA -</a>	16,000	0	16,000	13,179.53	2,816.40	4.07	100.0%
<a href="#">95510803 512903 Washington Kind</a>	158,790	0	158,790	92,467.12	.00	66,322.88	58.2%
<a href="#">95510903 512903 Washington Pre-</a>	79,400	0	79,400	45,474.66	.00	33,925.34	57.3%
<a href="#">95511003 512903 Washington Art</a>	90,340	0	90,340	51,740.30	.00	38,599.70	57.3%
<a href="#">95512003 512903 Washington Math</a>	77,649	-77,649	0	.00	.00	.00	.0%
<a href="#">95512603 512903 Washington Phys</a>	82,949	0	82,949	46,609.26	.00	36,339.74	56.2%
<a href="#">95512803 512903 Washington Musi</a>	78,071	0	78,071	44,714.22	.00	33,356.78	57.3%
<a href="#">95512903 512903 Washington Read</a>	86,402	0	86,402	49,485.50	.00	36,916.50	57.3%
<a href="#">95537055 530002 Washington SA -</a>	4,080	0	4,080	1,060.00	310.00	2,710.00	33.6%
<a href="#">95541103 512101 Washington Prin</a>	126,035	0	126,035	77,559.36	.00	48,475.64	61.5%
<a href="#">95541103 512902 Washington Scho</a>	44,004	0	44,004	33,064.89	.00	10,939.11	75.1%
<a href="#">95541112 512111 STUDENT BODY AC</a>	2,753	-1,749	1,004	989.15	12.00	2.83	99.7%
<a href="#">95547103 512960 Washington Cust</a>	96,164	0	96,164	72,793.89	.00	23,370.11	75.7%
<hr/> 060 STOKLOSA MIDDLE SCHOOL							
<a href="#">96010104 512958 Stoklosa Parapr</a>	204,542	0	204,542	57,682.85	.00	146,859.15	28.2%




FOR 2019 09

	ORIGINAL APPROP	TRANFRS/ ADJSTMTS	REVISED BUDGET	YTD EXPENDED	ENCUMBRANCES	AVAILABLE BUDGET	PCT USED
<a href="#">96010105 512111 Stoklosa - Stud</a>	7,372	-4,684	2,688	1,031.86	1,656.00	.07	100.0%
<a href="#">96010112 544400 Stoklosa SA - G</a>	33,264	-5,000	28,264	25,199.61	3,064.14	.25	100.0%
<a href="#">96010124 541000 Stoklosa SA - T</a>	9,072	0	9,072	6,761.17	2,310.27	.56	100.0%
<a href="#">96010603 512903 Stoklosa Middle</a>	930,658	0	930,658	407,648.57	.00	523,009.43	43.8%
<a href="#">96010606 512903 Stoklosa SPED T</a>	544,366	0	544,366	327,530.81	.00	216,835.19	60.2%
<a href="#">96010606 512958 Stoklosa SPED P</a>	66,764	0	66,764	91,295.78	.00	-24,531.78	136.7%*
<a href="#">96010609 512903 Stoklosa ELL Te</a>	202,786	0	202,786	85,508.70	.00	117,277.30	42.2%
<a href="#">96011004 512903 Stoklosa Art Te</a>	158,691	0	158,691	90,887.02	.00	67,803.98	57.3%
<a href="#">96011503 512903 Stoklosa Englis</a>	633,559	0	633,559	409,795.52	.00	223,763.48	64.7%
<a href="#">96012003 512903 Stoklosa Math T</a>	620,048	0	620,048	382,982.68	.00	237,065.32	61.8%
<a href="#">96012606 512903 Stoklosa Phys.</a>	218,451	0	218,451	125,283.12	.00	93,167.88	57.4%
<a href="#">96012806 512903 Stoklosa Music</a>	166,555	0	166,555	95,391.52	.00	71,163.48	57.3%
<a href="#">96013006 512903 Stoklosa Scienc</a>	381,300	0	381,300	149,654.60	.00	231,645.40	39.2%
<a href="#">96013106 512903 Stoklosa Social</a>	143,657	0	143,657	99,264.22	.00	44,392.78	69.1%
<a href="#">96035003 512105 Stoklosa Guidan</a>	88,860	0	88,860	52,618.72	.00	36,241.28	59.2%
<a href="#">96041103 512102 Stoklosa Asst.</a>	116,233	0	116,233	71,084.76	.00	45,148.24	61.2%
<a href="#">96041109 512101 Stoklosa Princi</a>	117,991	0	117,991	72,430.08	.00	45,560.92	61.4%
<a href="#">96041109 512902 Stoklosa School</a>	39,198	0	39,198	29,654.46	.00	9,543.54	75.7%
<a href="#">96047103 512960 Stoklosa Custod</a>	191,985	0	191,985	145,678.97	.00	46,306.03	75.9%
<hr/> 070 MCDONOUGH CITY SCHOOL							
<a href="#">96037070 530002 Stoklosa SA - P</a>	18,144	5,000	23,144	13,503.00	538.00	9,103.00	60.7%
<hr/> 075 MCAULIFFE SCHOOL							
<a href="#">97510103 512903 McAuliffe Eleme</a>	1,096,082	0	1,096,082	684,051.31	.00	412,030.69	62.4%
<a href="#">97510103 512958 McAuliffe Parap</a>	221,250	0	221,250	146,055.19	.00	75,194.81	66.0%
<a href="#">97510104 512111 McAuliffe - Stu</a>	5,331	-1,100	4,231	782.00	3,449.42	.00	100.0%
<a href="#">97510106 512903 McAuliffe SPED</a>	408,174	58,946	467,120	319,817.76	.00	147,301.91	68.5%
<a href="#">97510106 512958 McAuliffe SPED</a>	126,132	0	126,132	86,283.72	.00	39,848.28	68.4%
<a href="#">97510109 512903 McAuliffe TBE T</a>	74,234	0	74,234	42,515.98	.00	31,718.02	57.3%
<a href="#">97510112 544400 McAuliffe SA -</a>	23,000	-1,187	21,813	15,579.25	6,225.06	8.22	100.0%
<a href="#">97510803 512903 McAuliffe Kinde</a>	333,443	0	333,443	193,228.78	.00	140,214.22	57.9%
<a href="#">97510903 512903 McAuliffe Pre-S</a>	164,394	0	164,394	94,601.00	.00	69,793.00	57.5%
<a href="#">97511003 512903 McAuliffe Art T</a>	83,277	0	83,277	47,938.50	.00	35,338.50	57.6%
<a href="#">97512003 512903 McAuliffe Math</a>	85,247	0	85,247	50,613.20	.00	34,633.80	59.4%
<a href="#">97512603 512903 McAuliffe Phys.</a>	78,071	0	78,071	44,714.22	.00	33,356.78	57.3%
<a href="#">97512803 512903 McAuliffe Music</a>	60,000	0	60,000	38,558.36	.00	21,441.64	64.3%
<a href="#">97512903 512903 McAuliffe Readi</a>	60,000	0	60,000	46,172.80	.00	13,827.20	77.0%
<a href="#">97537075 530002 McAuliffe SA -</a>	15,880	-1,100	14,780	9,217.50	1,151.03	4,411.47	70.2%
<a href="#">97541103 512101 McAuliffe Princ</a>	112,867	0	112,867	68,769.28	.00	44,097.72	60.9%



FOR 2019 09

	ORIGINAL APPROP	TRANFRS/ ADJSTMTS	REVISED BUDGET	YTD EXPENDED	ENCUMBRANCES	AVAILABLE BUDGET	PCT USED
<a href="#">97541103</a> <a href="#">512102</a> <a href="#">McAuliffe Asst.</a>	113,262	0	113,262	69,268.70	.00	43,993.30	61.2%
<a href="#">97541103</a> <a href="#">512902</a> <a href="#">McAuliffe Schoo</a>	44,004	0	44,004	32,508.00	.00	11,496.00	73.9%
<a href="#">97547103</a> <a href="#">512960</a> <a href="#">McAuliffe Custo</a>	145,247	0	145,247	105,099.75	.00	40,147.25	72.4%
<b>080 MURKLAND SCHOOL</b>							
<a href="#">98010103</a> <a href="#">512903</a> <a href="#">Murkland Elemen</a>	1,158,578	0	1,158,578	706,925.76	.00	451,652.24	61.0%
<a href="#">98010103</a> <a href="#">512958</a> <a href="#">Murkland Parapr</a>	380,995	0	380,995	220,687.33	.00	160,307.67	57.9%
<a href="#">98010106</a> <a href="#">512903</a> <a href="#">Murkland SPED T</a>	543,183	0	543,183	336,890.51	.00	206,292.49	62.0%
<a href="#">98010106</a> <a href="#">512958</a> <a href="#">Murkland SPED P</a>	199,577	-23,355	176,222	113,763.08	.00	62,458.74	64.6%
<a href="#">98010109</a> <a href="#">512903</a> <a href="#">Murkland ELL Te</a>	83,776	0	83,776	47,981.50	.00	35,794.50	57.3%
<a href="#">98010112</a> <a href="#">544400</a> <a href="#">Murkland SA - G</a>	30,000	-8,513	21,487	16,401.58	4,721.83	363.66	98.3%
<a href="#">98010803</a> <a href="#">512903</a> <a href="#">Murkland Kinder</a>	359,997	0	359,997	218,120.40	.00	141,876.60	60.6%
<a href="#">98010903</a> <a href="#">512903</a> <a href="#">Murkland Pre-Sc</a>	164,394	0	164,394	48,428.20	.00	115,965.80	29.5%
<a href="#">98011003</a> <a href="#">512903</a> <a href="#">Murkland Art Te</a>	74,234	0	74,234	42,515.98	.00	31,718.02	57.3%
<a href="#">98012003</a> <a href="#">512903</a> <a href="#">Murkland Math T</a>	83,277	0	83,277	47,695.74	.00	35,581.26	57.3%
<a href="#">98012603</a> <a href="#">512903</a> <a href="#">Murkland Phys.</a>	62,950	0	62,950	36,393.08	.00	26,556.92	57.8%
<a href="#">98012803</a> <a href="#">512903</a> <a href="#">Murkland Music</a>	87,322	0	87,322	49,562.80	.00	37,759.20	56.8%
<a href="#">98012903</a> <a href="#">512903</a> <a href="#">Murkland Readin</a>	172,236	0	172,236	47,695.74	.00	124,540.26	27.7%
<a href="#">98013004</a> <a href="#">512111</a> <a href="#">Murkland - Stud</a>	5,529	0	5,529	1,130.14	3,097.81	1,300.93	76.5%
<a href="#">98037080</a> <a href="#">530002</a> <a href="#">Murkland SA - P</a>	10,320	5,000	15,320	12,555.00	.00	2,765.00	82.0%
<a href="#">98041103</a> <a href="#">512101</a> <a href="#">Murkland Princi</a>	112,867	0	112,867	68,769.28	.00	44,097.72	60.9%
<a href="#">98041103</a> <a href="#">512102</a> <a href="#">Murkland Asst.</a>	116,722	0	116,722	71,383.82	.00	45,338.18	61.2%
<a href="#">98041103</a> <a href="#">512902</a> <a href="#">Murkland School</a>	43,079	0	43,079	31,230.40	.00	11,848.60	72.5%
<a href="#">98047103</a> <a href="#">512960</a> <a href="#">Murkland Custod</a>	140,203	0	140,203	105,861.62	.00	34,341.38	75.5%
<b>305 BARTLETT SCHOOL</b>							
<a href="#">98310103</a> <a href="#">512903</a> <a href="#">Bartlett Elemen</a>	653,449	0	653,449	331,795.74	.00	321,653.26	50.8%
<a href="#">98310103</a> <a href="#">512958</a> <a href="#">Bartlett Parapr</a>	202,186	0	202,186	162,460.79	.00	39,725.21	80.4%
<a href="#">98310603</a> <a href="#">512903</a> <a href="#">Bartlett Middle</a>	598,676	0	598,676	278,112.22	.00	320,563.78	46.5%
<a href="#">98310606</a> <a href="#">512903</a> <a href="#">Bartlett SPED T</a>	703,832	0	703,832	417,379.08	.00	286,452.92	59.3%
<a href="#">98310606</a> <a href="#">512958</a> <a href="#">Bartlett SPED P</a>	317,586	0	317,586	168,752.25	.00	148,833.75	53.1%
<a href="#">98310609</a> <a href="#">512903</a> <a href="#">Bartlett ELL Te</a>	88,959	0	88,959	.00	.00	88,959.00	.0%
<a href="#">98310612</a> <a href="#">544400</a> <a href="#">Bartlett SA - G</a>	25,435	0	25,435	18,512.43	6,859.81	62.76	99.8%
<a href="#">98310624</a> <a href="#">541000</a> <a href="#">Bartlett SA - T</a>	10,000	0	10,000	6,904.87	3,063.21	31.92	99.7%
<a href="#">98310803</a> <a href="#">512903</a> <a href="#">Bartlett Kinder</a>	177,767	0	177,767	115,566.50	.00	62,200.50	65.0%
<a href="#">98310903</a> <a href="#">512903</a> <a href="#">Bartlett Pre-Sc</a>	156,546	0	156,546	49,115.84	.00	107,430.16	31.4%
<a href="#">98311003</a> <a href="#">512903</a> <a href="#">Bartlett Art Te</a>	77,431	0	77,431	44,347.56	.00	33,083.44	57.3%
<a href="#">98311203</a> <a href="#">512903</a> <a href="#">Bartlett Comput</a>	81,806	0	81,806	46,852.90	.00	34,953.10	57.3%
<a href="#">98311503</a> <a href="#">512903</a> <a href="#">Bartlett Englis</a>	132,103	0	132,103	75,659.60	.00	56,443.40	57.3%
<a href="#">98312003</a> <a href="#">512903</a> <a href="#">Bartlett Math T</a>	88,372	0	88,372	134,725.43	.00	-46,353.43	152.5%*





FOR 2019 09


	ORIGINAL APPROP	TRANFRS/ ADJSTMTS	REVISED BUDGET	YTD EXPENDED	ENCUMBRANCES	AVAILABLE BUDGET	PCT USED
<a href="#">98312603 512903 Bartlett Phys.</a>	80,620	0	80,620	46,172.80	.00	34,447.20	57.3%
<a href="#">98312803 512903 Bartlett Music</a>	79,838	0	79,838	45,725.80	.00	34,112.20	57.3%
<a href="#">98312903 512903 Bartlett Readin</a>	80,620	0	80,620	46,172.80	.00	34,447.20	57.3%
<a href="#">98313003 512903 Bartlett Scienc</a>	67,325	0	67,325	38,558.36	.00	28,766.64	57.3%
<a href="#">98313103 512903 Bartlett Social</a>	59,881	0	59,881	36,800.78	.00	23,080.22	61.5%
<a href="#">98335003 512105 Bartlett Guidan</a>	87,309	0	87,309	52,362.85	.00	34,946.15	60.0%
<a href="#">98337030 530002 Bartlett SA - P</a>	8,000	0	8,000	6,793.45	.00	1,206.55	84.9%
<a href="#">98341103 512101 Bartlett Princi</a>	125,191	0	125,191	76,849.60	.00	48,341.40	61.4%
<a href="#">98341103 512102 Bartlett Asst.</a>	106,538	0	106,538	65,156.06	.00	41,381.94	61.2%
<a href="#">98341103 512902 Bartlett School</a>	43,079	0	43,079	31,776.55	.00	11,302.45	73.8%
<a href="#">98341112 512111 STUDENT BODY AC</a>	5,606	-3,562	2,044	1,267.49	776.12	.36	100.0%
<a href="#">98347103 512960 Bartlett Custod</a>	186,889	0	186,889	114,664.03	.00	72,224.97	61.4%

310 BUTLER SCHOOL

<a href="#">98410603 512903 Butler Middle S</a>	607,684	0	607,684	350,649.80	.00	257,034.20	57.7%
<a href="#">98410603 512958 Butler Paraprof</a>	199,190	0	199,190	125,962.54	.00	73,227.46	63.2%
<a href="#">98410604 541500 BASIC TEXT</a>	625	0	625	.00	.00	625.00	.0%
<a href="#">98410606 512903 Butler SPED Tea</a>	638,898	0	638,898	407,217.98	.00	231,680.02	63.7%
<a href="#">98410606 512958 Butler SPED Par</a>	88,785	0	88,785	22,189.50	.00	66,595.50	25.0%
<a href="#">98410609 512903 Butler ELL Teac</a>	320,409	0	320,409	167,466.84	.00	152,942.16	52.3%
<a href="#">98410612 544400 Butler SA - Gen</a>	24,790	1,300	26,090	19,918.99	4,764.80	1,406.21	94.6%
<a href="#">98410624 541000 Butler SA - Tec</a>	9,000	0	9,000	.00	9,000.00	.00	100.0%
<a href="#">98411003 512903 Butler Art Teac</a>	74,234	0	74,234	42,515.98	.00	31,718.02	57.3%
<a href="#">98411503 512903 Butler English</a>	256,623	0	256,623	193,703.12	.00	62,919.88	75.5%
<a href="#">98412003 512903 Butler Math Tea</a>	488,659	0	488,659	299,960.57	.00	188,698.43	61.4%
<a href="#">98412603 512903 Butler Phys. Ed</a>	149,131	0	149,131	96,820.55	.00	52,310.45	64.9%
<a href="#">98412803 512903 Butler Music Te</a>	166,362	0	166,362	101,485.62	.00	64,876.38	61.0%
<a href="#">98413003 512903 Butler Science</a>	142,734	0	142,734	113,205.48	.00	29,528.52	79.3%
<a href="#">98413103 512903 Butler Social S</a>	148,068	0	148,068	40,318.04	.00	107,749.96	27.2%
<a href="#">98435003 512105 Butler Guidance</a>	84,981	0	84,981	50,322.28	.00	34,658.72	59.2%
<a href="#">98437031 530002 Butler SA - Pro</a>	10,000	872	10,872	7,895.00	.00	2,977.04	72.6%
<a href="#">98441103 512101 Butler Principa</a>	120,660	0	120,660	74,068.48	.00	46,591.52	61.4%
<a href="#">98441103 512102 Butler Asst. Pr</a>	116,233	0	116,233	71,084.76	.00	45,148.24	61.2%
<a href="#">98441103 512902 Butler School C</a>	40,379	0	40,379	30,632.26	.00	9,746.74	75.9%
<a href="#">98441106 530002 Butler Other Ex</a>	4,000	-1,300	2,700	.00	2,700.00	.00	100.0%
<a href="#">98441112 512111 STUDENT BODY AC</a>	5,825	-4,573	1,252	1,175.91	38.00	38.00	97.0%
<a href="#">98447103 512960 Butler Custodia</a>	191,114	0	191,114	145,517.71	.00	45,596.29	76.1%

315 DALEY SCHOOL


<a href="#">98510603 512903 Daley Middle Sc</a>	929,682	0	929,682	497,510.56	.00	432,171.44	53.5%
---	---------	---	---------	------------	-----	------------	-------






FOR 2019 09

	ORIGINAL APPROP	TRANFRS/ ADJSTMTS	REVISED BUDGET	YTD EXPENDED	ENCUMBRANCES	AVAILABLE BUDGET	PCT USED
<a href="#">98510603 512958 Daley Paraprofe</a>	175,576	0	175,576	100,561.12	.00	75,014.88	57.3%
<a href="#">98510606 512903 Daley SPED Teac</a>	868,596	0	868,596	502,435.84	.00	366,160.16	57.8%
<a href="#">98510606 512958 Daley SPED Para</a>	368,588	0	368,588	277,397.99	.00	91,190.01	75.3%
<a href="#">98510609 512903 Daley ELL Teach</a>	169,803	0	169,803	97,251.64	.00	72,551.36	57.3%
<a href="#">98510612 544400 Daley SA - Gene</a>	38,550	20	38,570	27,877.09	10,692.01	.83	100.0%
<a href="#">98510615 541600 Daley SA - Text</a>	2,000	-2,000	0	.00	.00	.00	.0%
<a href="#">98510624 541000 Daley SA - Tech</a>	2,000	-2,000	0	.00	.00	.00	.0%
<a href="#">98511003 512903 Daley Art Teach</a>	80,620	0	80,620	46,172.80	.00	34,447.20	57.3%
<a href="#">98511203 512903 Daley Computer</a>	82,589	0	82,589	47,301.10	.00	35,287.90	57.3%
<a href="#">98511503 512903 Daley English T</a>	248,830	0	248,830	142,511.80	.00	106,318.20	57.3%
<a href="#">98511903 512903 Daley Tech. Ed.</a>	84,556	0	84,556	48,428.20	.00	36,127.80	57.3%
<a href="#">98512003 512903 Daley Math Teac</a>	475,267	0	475,267	284,628.49	.00	190,638.51	59.9%
<a href="#">98512603 512903 Daley Phys. Ed.</a>	255,108	0	255,108	145,657.60	.00	109,450.40	57.1%
<a href="#">98512803 512903 Daley Music Tea</a>	93,883	0	93,883	53,770.10	.00	40,112.90	57.3%
<a href="#">98513003 512903 Daley Science T</a>	198,357	0	198,357	79,241.22	.00	119,115.78	39.9%
<a href="#">98513103 512903 Daley Social St</a>	253,030	0	253,030	157,176.88	.00	95,853.12	62.1%
<a href="#">98535003 512105 Daley Guidance</a>	92,212	0	92,212	54,603.85	.00	37,608.15	59.2%
<a href="#">98537031 530002 Daley SA - Prof</a>	13,000	4,000	17,000	13,912.50	1,540.00	1,547.50	90.9%
<a href="#">98541103 512101 Daley Principal</a>	139,096	0	139,096	83,107.52	.00	55,988.48	59.7%
<a href="#">98541103 512102 Daley Asst. Pri</a>	117,746	0	117,746	70,098.38	.00	47,647.62	59.5%
<a href="#">98541103 512902 Daley School Cl</a>	44,004	0	44,004	33,064.90	.00	10,939.10	75.1%
<a href="#">98541106 530002 Daley Other Exp</a>	7,000	0	7,000	.00	.00	7,000.00	.0%
<a href="#">98541112 512111 STUDENT BODY AC</a>	7,624	-4,864	2,760	2,760.00	.00	.00	100.0%
<a href="#">98547103 512960 Daley Custodian</a>	185,060	0	185,060	142,227.08	.00	42,832.92	76.9%
<hr/>							
330 ROBINSON SCHOOL							
<a href="#">98610603 512903 Robinson Middle</a>	614,188	0	614,188	312,957.12	.00	301,230.88	51.0%
<a href="#">98610603 512958 Robinson Parapr</a>	248,970	0	248,970	91,104.71	.00	157,865.29	36.6%
<a href="#">98610606 512903 Robinson SPED T</a>	684,732	0	684,732	491,237.04	.00	193,494.96	71.7%
<a href="#">98610606 512958 Robinson SPED P</a>	266,476	0	266,476	91,269.12	.00	175,206.88	34.3%
<a href="#">98610609 512903 Robinson ELL Te</a>	321,188	0	321,188	232,124.63	.00	89,063.37	72.3%
<a href="#">98610612 544400 Robinson SA - G</a>	35,000	0	35,000	14,985.68	19,931.10	83.22	99.8%
<a href="#">98610624 541000 Robinson SA - T</a>	10,000	-3,000	7,000	436.00	6,564.00	.00	100.0%
<a href="#">98611003 512903 Robinson Art Te</a>	79,838	0	79,838	29,486.54	.00	50,351.46	36.9%
<a href="#">98611203 512903 Robinson Comput</a>	90,339	-90,339	0	.00	.00	.00	.0%
<a href="#">98611503 512903 Robinson Englis</a>	777,301	0	777,301	351,137.65	.00	426,163.35	45.2%
<a href="#">98612003 512903 Robinson Math T</a>	568,611	0	568,611	349,436.99	.00	219,174.01	61.5%
<a href="#">98612603 512903 Robinson Phys.</a>	149,589	0	149,589	93,602.06	.00	55,986.94	62.6%
<a href="#">98612803 512903 Robinson Music</a>	166,365	0	166,365	73,815.88	.00	92,549.12	44.4%
<a href="#">98613003 512903 Robinson Scienc</a>	144,093	0	144,093	129,827.68	.00	14,265.32	90.1%
<a href="#">98613103 512903 Robinson Social</a>	192,974	0	192,974	108,735.44	.00	84,238.56	56.3%
<a href="#">98635003 512105 Robinson Guidan</a>	88,884	0	88,884	52,618.72	.00	36,265.28	59.2%




FOR 2019 09

	ORIGINAL APPROP	TRANFRS/ ADJSTMTS	REVISED BUDGET	YTD EXPENDED	ENCUMBRANCES	AVAILABLE BUDGET	PCT USED
<a href="#">98637033</a> <a href="#">530002</a> <a href="#">Robinson SA - P</a>	13,860	-1,558	12,302	1,750.10	1,511.57	9,039.89	26.5%
<a href="#">98641103</a> <a href="#">512101</a> <a href="#">Robinson Princi</a>	120,000	0	120,000	73,846.08	.00	46,153.92	61.5%
<a href="#">98641103</a> <a href="#">512102</a> <a href="#">Robinson Asst.</a>	116,590	0	116,590	67,261.20	.00	49,328.80	57.7%
<a href="#">98641103</a> <a href="#">512902</a> <a href="#">Robinson School</a>	44,004	0	44,004	26,201.86	.00	17,802.14	59.5%
<a href="#">98641112</a> <a href="#">512111</a> <a href="#">STUDENT BODY AC</a>	7,174	0	7,174	184.06	6,989.59	.73	100.0%
<a href="#">98647103</a> <a href="#">512960</a> <a href="#">Robinson Custod</a>	185,804	0	185,804	139,939.54	.00	45,864.46	75.3%
<hr/> 335 ROGERS SCHOOL							
<a href="#">98710603</a> <a href="#">512301</a> <a href="#">Rogers SA - Tut</a>	0	4,500	4,500	690.00	.00	3,810.00	15.3%
<a href="#">98710603</a> <a href="#">512903</a> <a href="#">Rogers Middle S</a>	626,446	0	626,446	349,306.17	.00	277,139.83	55.8%
<a href="#">98710603</a> <a href="#">512958</a> <a href="#">Rogers Paraprof</a>	514,134	-153,125	361,009	171,257.31	.00	189,751.48	47.4%
<a href="#">98710605</a> <a href="#">512111</a> <a href="#">STUDENT BODY AC</a>	8,568	0	8,568	2,314.18	6,252.60	.79	100.0%
<a href="#">98710606</a> <a href="#">512903</a> <a href="#">Rogers SPED Tea</a>	807,950	-161,139	646,811	354,139.04	.00	292,672.25	54.8%
<a href="#">98710606</a> <a href="#">512958</a> <a href="#">Rogers SPED Par</a>	370,019	0	370,019	154,196.65	.00	215,822.35	41.7%
<a href="#">98710609</a> <a href="#">512903</a> <a href="#">Rogers ELL Teac</a>	191,207	0	191,207	154,221.92	.00	36,985.08	80.7%
<a href="#">98710612</a> <a href="#">544400</a> <a href="#">Rogers SA - Gen</a>	50,000	-2,444	47,556	38,858.57	8,684.32	13.46	100.0%
<a href="#">98710617</a> <a href="#">512903</a> <a href="#">Rogers Pre-Scho</a>	184,331	-184,331	0	.00	.00	.00	.0%
<a href="#">98710619</a> <a href="#">512903</a> <a href="#">Rogers Elementa</a>	1,184,549	-94,302	1,090,247	778,095.76	.00	312,150.95	71.4%
<a href="#">98710620</a> <a href="#">512903</a> <a href="#">Rogers Kinderga</a>	310,161	-80,618	229,543	147,644.87	.00	81,897.93	64.3%
<a href="#">98711003</a> <a href="#">512903</a> <a href="#">Rogers Art Teac</a>	78,071	0	78,071	69,567.57	.00	8,503.43	89.1%
<a href="#">98711203</a> <a href="#">512903</a> <a href="#">Rogers Computer</a>	0	90,339	90,339	64,272.81	.00	26,066.19	71.1%
<a href="#">98712003</a> <a href="#">512903</a> <a href="#">Rogers Math Tea</a>	70,819	0	70,819	71,488.72	.00	-669.72	100.9%*
<a href="#">98712603</a> <a href="#">512903</a> <a href="#">Rogers Phys. Ed</a>	174,519	0	174,519	112,983.67	.00	61,535.33	64.7%
<a href="#">98712803</a> <a href="#">512903</a> <a href="#">Rogers Music Te</a>	90,340	0	90,340	51,740.30	.00	38,599.70	57.3%
<a href="#">98713003</a> <a href="#">512903</a> <a href="#">Rogers Science</a>	82,589	0	82,589	48,823.44	.00	33,765.56	59.1%
<a href="#">98713103</a> <a href="#">512903</a> <a href="#">Rogers Social S</a>	49,626	0	49,626	28,422.00	.00	21,204.00	57.3%
<a href="#">98735003</a> <a href="#">512105</a> <a href="#">Rogers Guidance</a>	84,219	0	84,219	59,089.51	.00	25,129.49	70.2%
<a href="#">98737033</a> <a href="#">530002</a> <a href="#">Rogers SA - Pro</a>	16,385	-7,500	8,885	2,394.00	1,259.64	5,231.36	41.1%
<a href="#">98741103</a> <a href="#">512101</a> <a href="#">Rogers Principa</a>	131,863	0	131,863	87,735.60	.00	44,127.40	66.5%
<a href="#">98741103</a> <a href="#">512102</a> <a href="#">Rogers Asst. Pr</a>	224,716	0	224,716	139,986.70	.00	84,729.30	62.3%
<a href="#">98741103</a> <a href="#">512902</a> <a href="#">Rogers School C</a>	43,079	0	43,079	31,776.76	.00	11,302.24	73.8%
<a href="#">98747103</a> <a href="#">512960</a> <a href="#">Rogers Custodia</a>	187,702	0	187,702	146,911.44	.00	40,790.56	78.3%
<hr/> 340 SULLIVAN SCHOOL							
<a href="#">98810603</a> <a href="#">512903</a> <a href="#">Sullivan Middle</a>	616,463	0	616,463	422,225.19	.00	194,237.81	68.5%
<a href="#">98810603</a> <a href="#">512958</a> <a href="#">Sullivan Parapr</a>	212,938	0	212,938	95,642.64	.00	117,295.36	44.9%
<a href="#">98810606</a> <a href="#">512903</a> <a href="#">Sullivan SPED T</a>	773,618	0	773,618	310,631.89	.00	462,986.11	40.2%
<a href="#">98810606</a> <a href="#">512958</a> <a href="#">Sullivan SPED P</a>	283,972	0	283,972	136,253.13	.00	147,718.87	48.0%
<a href="#">98810609</a> <a href="#">512903</a> <a href="#">Sullivan ELL Te</a>	245,785	0	245,785	119,645.60	.00	126,139.40	48.7%
<a href="#">98810612</a> <a href="#">544400</a> <a href="#">Sullivan SA - G</a>	20,000	8,812	28,812	18,444.98	9,699.90	666.94	97.7%




FOR 2019 09

	ORIGINAL APPROP	TRANFRS/ ADJSTMTS	REVISED BUDGET	YTD EXPENDED	ENCUMBRANCES	AVAILABLE BUDGET	PCT USED
<a href="#">98810624 541000 Sullivan SA - T</a>	10,000	-8,812	1,188	541.43	646.75	.00	100.0%
<a href="#">98811003 512903 Sullivan Art Te</a>	168,311	0	168,311	96,172.06	.00	72,138.94	57.1%
<a href="#">98811503 512903 Sullivan Englis</a>	487,444	0	487,444	247,512.82	.00	239,931.18	50.8%
<a href="#">98811903 512903 Sullivan Tech.</a>	60,928	0	60,928	.00	.00	60,928.00	.0%
<a href="#">98812003 512903 Sullivan Math T</a>	361,068	0	361,068	103,016.80	.00	258,051.20	28.5%
<a href="#">98812603 512903 Sullivan Phys.</a>	172,462	0	172,462	98,774.58	.00	73,687.42	57.3%
<a href="#">98812803 512903 Sullivan Music</a>	66,020	0	66,020	37,812.96	.00	28,207.04	57.3%
<a href="#">98813003 512903 Sullivan Scienc</a>	145,858	0	145,858	118,481.82	.00	27,376.18	81.2%
<a href="#">98813103 512903 Sullivan Social</a>	155,320	0	155,320	79,356.44	.00	75,963.56	51.1%
<a href="#">98835003 512105 Sullivan Guidan</a>	94,103	0	94,103	55,724.38	.00	38,378.62	59.2%
<a href="#">98837034 530002 Sullivan SA - P</a>	14,190	0	14,190	11,335.10	.00	2,854.90	79.9%
<a href="#">98841103 512101 Sullivan Princi</a>	128,775	0	128,775	78,462.31	.00	50,312.69	60.9%
<a href="#">98841103 512102 Sullivan Asst.</a>	117,746	0	117,746	72,010.48	.00	45,735.52	61.2%
<a href="#">98841103 512902 Sullivan School</a>	43,079	0	43,079	17,767.50	.00	25,311.50	41.2%
<a href="#">98841112 512111 STUDENT BODY AC</a>	5,386	-3,422	1,964	59.81	1,898.62	5.52	99.7%
<a href="#">98847103 512960 Sullivan Custod</a>	190,711	0	190,711	131,723.75	.00	58,987.25	69.1%
<hr/>							
345 WANG SCHOOL							
<a href="#">98910603 512903 Wang Middle Sch</a>	1,255,912	0	1,255,912	563,965.26	.00	691,946.74	44.9%
<a href="#">98910603 512958 Wang Paraprofes</a>	87,369	0	87,369	62,891.89	.00	24,477.11	72.0%
<a href="#">98910606 512903 Wang SPED Teach</a>	681,445	0	681,445	392,592.54	.00	288,852.46	57.6%
<a href="#">98910606 512958 Wang SPED Parap</a>	131,193	0	131,193	48,854.58	.00	82,338.42	37.2%
<a href="#">98910609 512903 Wang ELL Teache</a>	322,888	0	322,888	188,241.24	.00	134,646.76	58.3%
<a href="#">98910612 544400 Wang SA - Gener</a>	36,920	0	36,920	35,193.69	470.66	1,255.65	96.6%
<a href="#">98910624 541000 Wang SA - Techn</a>	10,000	0	10,000	10,000.00	.00	.00	100.0%
<a href="#">98911003 512903 Wang Art Teache</a>	116,951	0	116,951	62,242.62	.00	54,708.38	53.2%
<a href="#">98911503 512903 Wang English Te</a>	387,288	0	387,288	174,506.72	.00	212,781.28	45.1%
<a href="#">98912003 512903 Wang Math Teach</a>	397,960	0	397,960	272,610.90	.00	125,349.10	68.5%
<a href="#">98912603 512903 Wang Phys. Ed.</a>	215,955	0	215,955	135,189.69	.00	80,765.31	62.6%
<a href="#">98912803 512903 Wang Music Teac</a>	165,480	0	165,480	92,945.61	.00	72,534.39	56.2%
<a href="#">98913003 512903 Wang Science Te</a>	213,456	0	213,456	119,603.18	.00	93,852.82	56.0%
<a href="#">98913103 512903 Wang Social Stu</a>	226,225	0	226,225	125,374.70	.00	100,850.30	55.4%
<a href="#">98935003 512105 Wang Guidance C</a>	84,219	0	84,219	49,870.71	.00	34,348.29	59.2%
<a href="#">98937034 530002 Wang SA - Prof.</a>	15,000	0	15,000	15,707.65	.00	-707.65	104.7%*
<a href="#">98941103 512101 Wang Principal</a>	138,742	0	138,742	85,380.16	.00	53,361.84	61.5%
<a href="#">98941103 512102 Wang Asst. Prin</a>	113,105	0	113,105	66,822.15	.00	46,282.85	59.1%
<a href="#">98941103 512902 Wang School Cle</a>	43,079	0	43,079	31,792.68	.00	11,286.32	73.8%
<a href="#">98941104 541500 BASIC TEXT</a>	625	0	625	207.56	417.27	.17	100.0%
<a href="#">98941112 512111 STUDENT BODY AC</a>	7,547	-4,795	2,752	2,751.75	.00	.18	100.0%
<a href="#">98947103 512960 Wang Custodian</a>	190,142	0	190,142	145,196.98	.00	44,945.02	76.4%
<hr/>							
505 LOWELL HIGH SCHOOL							
<a href="#">99010706 512106 LHS Headmaster</a>	145,670	0	145,670	105,688.02	.00	39,981.98	72.6%




FOR 2019 09

	ORIGINAL APPROP	TRANFRS/ ADJSTMTS	REVISED BUDGET	YTD EXPENDED	ENCUMBRANCES	AVAILABLE BUDGET	PCT USED
99010706 512108 LHS Housemaster	468,671	0	468,671	286,627.04	.00	182,043.96	61.2%
99010707 512914 LHS Discipline	103,352	0	103,352	74,886.22	.00	28,465.78	72.5%
99010708 512112 LHS - Coord. of	120,597	0	120,597	88,372.31	.00	32,224.69	73.3%
99010709 512903 LHS R.O.T.C. Te	248,029	0	248,029	177,463.00	.00	70,566.00	71.5%
99010712 512903 LHS SPED Teache	2,483,420	0	2,483,420	1,281,121.12	.00	1,202,298.88	51.6%
99010712 512958 LHS SPED Parapr	702,853	0	702,853	420,509.08	.00	282,343.92	59.8%
99010718 524006 LHS SA - Rental	0	18,000	18,000	18,000.00	.00	.00	100.0%
99010718 544400 LHS SA - Genera	196,972	-31,991	164,981	121,165.87	39,524.01	4,291.46	97.4%
99010719 512903 LHS ELL Teacher	1,189,531	0	1,189,531	727,591.40	.00	461,939.60	61.2%
99011003 512109 LHS Academic Ch	119,076	0	119,076	72,824.10	.00	46,251.90	61.2%
99011006 512903 LHS Art Teacher	336,045	0	336,045	179,980.64	.00	156,064.36	53.6%
99011207 512917 LHS Computer Re	64,695	0	64,695	46,808.78	.00	17,886.22	72.4%
99011503 512109 LHS Academic Ch	113,721	0	113,721	69,549.46	.00	44,171.54	61.2%
99011506 512903 LHS English Tea	1,952,501	0	1,952,501	1,269,061.68	.00	683,439.32	65.0%
99011603 512109 LHS Academic Ch	111,831	0	111,831	68,393.14	.00	43,437.86	61.2%
99011606 512903 LHS Foreign Lan	1,388,479	0	1,388,479	805,232.18	.00	583,246.82	58.0%
99012003 512109 LHS Academic Ch	106,928	0	106,928	77,476.72	.00	29,451.28	72.5%
99012006 512903 LHS Math Teache	2,030,158	0	2,030,158	1,242,186.73	.00	787,971.27	61.2%
99012603 512109 LHS Academic Ch	58,835	0	58,835	.00	.00	58,835.00	.0%
99012606 512903 LHS Phys. Ed. T	1,173,954	0	1,173,954	765,663.40	.00	408,290.60	65.2%
99012706 512903 LHS Business Te	413,319	0	413,319	193,946.64	.00	219,372.36	46.9%
99012806 512110 Instrumental Ba	7,500	0	7,500	7,500.00	.00	.00	100.0%
99012806 512903 LHS Music Teach	134,996	0	134,996	91,031.12	.00	43,964.88	67.4%
99013003 512109 LHS Academic Ch	113,721	0	113,721	69,549.46	.00	44,171.54	61.2%
99013006 512903 LHS Science Tea	1,933,947	0	1,933,947	1,072,353.47	.00	861,593.53	55.4%
99013103 512109 LHS Academic Ch	110,675	0	110,675	67,685.54	.00	42,989.46	61.2%
99013106 512903 LHS Social Stud	1,959,430	0	1,959,430	1,135,729.20	.00	823,700.80	58.0%
99013203 512903 LHS Culinary Ar	197,075	0	197,075	114,396.64	.00	82,678.36	58.0%
99013403 512903 LHS Dance Teach	198,461	0	198,461	125,033.05	.00	73,427.95	63.0%
99020103 512109 LHS Academic Ch	104,600	0	104,600	63,971.46	.00	40,628.54	61.2%
99028004 512903 LHS In-House Su	95,032	0	95,032	69,964.04	.00	25,067.96	73.6%
99028005 541500 BASIC TEXT	2,500	2,347	4,847	2,347.31	.00	2,500.00	48.4%
99028104 512135 LHS Social Work	0	360,795	360,795	228,017.29	.00	132,777.71	63.2%
99030306 512112 LHS Student Sup	97,821	0	97,821	66,049.78	.00	31,771.22	67.5%
99030306 512968 LHS Freshman Ac	112,308	0	112,308	69,347.38	.00	42,960.62	61.7%
99030502 512111 LHS Student Act	144,951	0	144,951	91,242.98	.00	53,708.02	62.9%
99030502 512122 LHS Student Act	79,838	0	79,838	45,725.80	.00	34,112.20	57.3%
99030502 524004 LHS Athletics -	10,000	0	10,000	.00	.00	10,000.00	.0%
99030502 524006 LHS Athletics -	30,000	0	30,000	17,500.00	5,000.00	7,500.00	75.0%
99030504 544400 LHS Student Act	34,000	0	34,000	15,574.87	6,585.63	11,839.50	65.2%
99030506 512111 LHS Student Act	0	0	0	995.00	.00	-995.00	100.0%*
99030510 541000 LHS SA - Techno	50,000	0	50,000	46,771.88	.00	3,228.12	93.5%
99031003 512113 LHS Coaches - I	455,522	12,500	468,022	321,526.43	.00	146,495.57	68.7%
99031003 512114 LHS Coaches - I	66,000	-3,100	62,900	50,736.70	3,296.00	8,867.30	85.9%



FOR 2019 09


	ORIGINAL APPROP	TRANFRS/ADJSTMTS	REVISED BUDGET	YTD EXPENDED	ENCUMBRANCES	AVAILABLE BUDGET	PCT USED
99031003 512115 LHS Administrat	58,835	0	58,835	85,577.88	.00	-26,742.88	145.5%*
99031005 530000 LHS Athletics -	83,500	5,500	89,000	62,300.00	26,700.00	.00	100.0%
99031006 530002 LHS Athletics -	31,826	27,132	58,958	47,435.53	10,000.00	1,522.13	97.4%
99031009 544400 LHS Athletics -	134,112	-16,904	117,208	106,458.71	10,748.00	1.27	100.0%
99031012 577615 LHS Athletics -	130,000	-15,000	115,000	85,375.42	29,624.58	.00	100.0%
99032003 512903 LHS Video Produ	0	25,880	25,880	7,733.55	.00	18,146.45	29.9%
99032006 512967 LHS Video Produ	0	0	0	2,828.00	.00	-2,828.00	100.0%*
99035003 512105 LHS Guidance Co	1,090,964	85,000	1,175,964	776,592.52	.00	399,371.48	66.0%
99035006 512902 LHS Guidance Cl	220,969	0	220,969	162,272.51	.00	58,696.49	73.4%
99035009 544400 LHS Guidance -	1,000	0	1,000	991.81	8.19	.00	100.0%
99036003 512103 LHS Library Med	89,558	0	89,558	51,292.40	.00	38,265.60	57.3%
99037006 512903 LHS Lead Teache	25,200	-12,600	12,600	8,400.00	.00	4,200.00	66.7%
99037050 530002 LHS SA - Prof.	35,000	10,000	45,000	22,125.16	.00	22,874.84	49.2%
99041006 512207 LHS Bursar/Fin.	48,225	0	48,225	34,892.35	.00	13,332.65	72.4%
99041103 512902 LHS School Cler	469,228	80,000	549,228	336,128.88	.00	213,099.12	61.2%
99041104 530002 LHS Schl Alloc	18,000	0	18,000	.00	.00	18,000.00	.0%
99041205 512970 LHS Student Dat	81,811	0	81,811	59,192.60	.00	22,618.40	72.4%
99041403 512915 LHS Security Gu	301,026	50,000	351,026	273,478.72	.00	77,547.28	77.9%
99047103 512960 LHS Custodian	67,732	306,692	374,424	609,839.32	.00	-235,415.32	162.9%*
99047103 513000 SW OVERTIME	0	0	0	3,889.43	.00	-3,889.43	100.0%*
99310301 512907 Sick Leave Buy	700,000	107,042	807,042	719,569.66	.00	87,471.86	89.2%
99310301 514800 Longevity - Sys	10,000	0	10,000	19,991.01	.00	-9,991.01	199.9%*
99328102 570703 Dual Enrollment	45,000	0	45,000	.00	45,000.00	.00	100.0%
705 MCHUGH/BRADY ALTERNATIVE SCH							
99210603 512903 PROF STAFF/ TEA	74,234	0	74,234	42,515.98	.00	31,718.02	57.3%
99210606 512958 PARA-PROFESSION	0	0	0	13,515.86	.00	-13,515.86	100.0%*
99210609 512110 SCHOOLCOORDINAT	117,205	0	117,205	70,704.96	.00	46,500.04	60.3%
99210612 544400 Brady - General	13,200	0	13,200	8,791.65	4,425.40	-17.05	100.1%*
99211503 512903 McHugh English	0	0	0	78,577.06	.00	-78,577.06	100.0%*
99212003 512903 McHugh Math Tea	70,764	0	70,764	50,345.64	.00	20,418.36	71.1%
99213003 512903 McHugh Science	0	0	0	40,318.04	.00	-40,318.04	100.0%*
99213103 512903 McHugh Social S	57,861	0	57,861	33,139.72	.00	24,721.28	57.3%
99228103 512135 SOCIAL WORKER	55,774	31,823	87,597	113,331.51	.00	-25,734.51	129.4%*
99237070 512903 SW PROF STAFF/C	32,351	0	32,351	22,309.18	.00	10,041.82	69.0%
99241103 512102 ASST PRINCIPAL	87,597	-87,597	0	.00	.00	.00	.0%
99241103 512902 NONINSTRUCT/SEC	58,711	0	58,711	33,207.60	.00	25,503.40	56.6%
99241106 512111 STUDENT BODY AC	288	0	288	.00	268.00	19.56	93.2%
99247103 512960 Riverside Custo	45,939	0	45,939	34,719.32	.00	11,219.68	75.6%
706 MCHUGH/RIVERSIDE ALTERN SCH							
99228104 530002 Riverside Contr	300	0	300	.00	.00	300.00	.0%





FOR 2019 09


	ORIGINAL APPROP	TRANFRS/ ADJSTMTS	REVISED BUDGET	YTD EXPENDED	ENCUMBRANCES	AVAILABLE BUDGET	PCT USED
805 SYSTEMWIDE SCHOOLS							
<a href="#">99010006 577724 Testing &amp; Evalu</a>	1,000	0	1,000	.00	.00	1,000.00	.0%
<a href="#">99300003 577771 School Committe</a>	105,000	-105,000	0	.00	.00	.00	.0%
<a href="#">99300004 512110 Coordinator of</a>	112,319	0	112,319	86,725.63	.00	25,593.37	77.2%
<a href="#">99305120 544400 Supplies - Math</a>	8,000	1,323	9,323	3,974.44	5,348.11	.00	100.0%
<a href="#">99310004 544400 Supplies &amp; Text</a>	400,000	1,369	401,369	55,216.44	175,523.58	170,629.15	57.5%
<a href="#">99310006 575268 Modular Classro</a>	282,672	-11,509	271,163	224,050.83	47,112.00	.00	100.0%
<a href="#">99310008 512918 Teacher Acad. M</a>	30,600	-16,400	14,200	10,200.00	.00	4,000.00	71.8%
<a href="#">99310008 512963 Teacher Acad. M</a>	145,000	-134,674	10,326	.00	.00	10,326.00	.0%
<a href="#">99310008 518300 Teacher Acad. I</a>	65,000	10,450	75,450	34,500.00	.00	40,950.00	45.7%
<a href="#">99310008 571801 Teacher Acad. I</a>	75,000	31,000	106,000	98,400.00	.00	7,600.00	92.8%
<a href="#">99310103 512401 Day-to-Day Subs</a>	1,200,000	-50,000	1,150,000	926,651.25	.00	223,348.75	80.6%
<a href="#">99310103 512402 Long Term Subst</a>	1,000,000	-100,000	900,000	486,410.72	.00	413,589.28	54.0%
<a href="#">99310103 514800 Longevity - Sys</a>	0	0	0	136.94	.00	-136.94	100.0%*
<a href="#">99310303 530103 Pre-Employment</a>	30,000	-225	29,775	23,975.00	5,025.00	775.29	97.4%
<a href="#">99310305 512903 STEM Resource T</a>	49,124	-49,124	0	.00	.00	.00	.0%
<a href="#">99310305 512963 STIPENDS- OTHER</a>	75,600	-37,800	37,800	37,800.00	.00	.00	100.0%
<a href="#">99310306 512903 SW PROF STAFF/C</a>	17,500	-6,605	10,895	10,895.00	.00	.00	100.0%
<a href="#">99311202 512917 District Webmas</a>	68,825	0	68,825	49,797.12	.00	19,027.88	72.4%
<a href="#">99311203 512112 Tech. Instr. Su</a>	351,539	0	351,539	208,164.80	.00	143,374.20	59.2%
<a href="#">99311203 512120 Director of Tec</a>	91,809	0	91,809	67,755.54	.00	24,053.46	73.8%
<a href="#">99311204 540900 Instructional T</a>	275,000	-82,000	193,000	175,029.42	3,089.40	14,881.18	92.3%
<a href="#">99311204 541000 Instructional T</a>	350,000	-61,000	289,000	257,351.21	347.20	31,301.59	89.2%
<a href="#">99311206 530002 Instructional T</a>	50,000	0	50,000	9,000.00	.00	41,000.00	18.0%
<a href="#">99312003 512110 Coordinator of</a>	109,287	0	109,287	79,482.12	.00	29,804.88	72.7%
<a href="#">99312603 544400 LHS R.O.T.C. Su</a>	1,000	0	1,000	.00	999.75	.25	100.0%
<a href="#">99312606 577615 LHS R.O.T.C. Tr</a>	3,000	0	3,000	2,355.56	644.44	.00	100.0%
<a href="#">99312606 577730 LHS R.O.T.C. Eq</a>	2,500	0	2,500	1,889.88	105.45	504.67	79.8%
<a href="#">99312804 541500 Supplies - Inst</a>	5,000	-4,000	1,000	.00	.00	1,000.00	.0%
<a href="#">99312804 542000 Instrumental Mu</a>	54,300	4,000	58,300	40,132.94	14,161.66	4,005.40	93.1%
<a href="#">99312805 512903 Instrumental Mu</a>	250,905	0	250,905	142,578.00	.00	108,327.00	56.8%
<a href="#">99312808 530112 Band Camp - LHS</a>	1,800	0	1,800	1,800.00	.00	.00	100.0%
<a href="#">99312808 539900 Monday Night Ba</a>	10,500	0	10,500	5,520.00	1,000.00	3,980.00	62.1%
<a href="#">99312904 512119 Coordinator of</a>	103,227	0	103,227	75,073.86	.00	28,153.14	72.7%
<a href="#">99312905 512968 TITLE I DIRECTO</a>	29,720	-29,720	0	.00	.00	.00	.0%
<a href="#">99312906 544400 Supplies - Read</a>	5,000	0	5,000	.00	.00	5,000.00	.0%
<a href="#">99313005 512146 Coordinator of</a>	110,443	0	110,443	80,321.69	.00	30,121.31	72.7%
<a href="#">99313103 577760 Field Trip Admi</a>	46,000	0	46,000	13,171.61	33,333.57	-505.18	101.1%*
<a href="#">99320103 512133 Director of Spe</a>	131,084	0	131,084	95,996.81	.00	35,087.19	73.2%
<a href="#">99320104 511000 School Nurses -</a>	133,995	0	133,995	116,942.20	.00	17,052.80	87.3%
<a href="#">99320106 512104 Board Cert. Beh</a>	833,203	0	833,203	504,266.35	.00	328,936.65	60.5%






FOR 2019 09

	ORIGINAL APPROP	TRANFRS/ ADJSTMTS	REVISED BUDGET	YTD EXPENDED	ENCUMBRANCES	AVAILABLE BUDGET	PCT USED
99320106 512130 Occupational Th	1,016,228	0	1,016,228	582,916.54	.00	433,311.46	57.4%
99320106 512136 SPED Homebound	30,000	20,000	50,000	48,577.35	.00	1,422.65	97.2%
99320106 512137 Evaluation Team	1,265,753	90,418	1,356,171	750,093.36	.00	606,077.64	55.3%
99320106 512925 Sign Language I	40,500	0	40,500	80,418.60	.00	-39,918.60	198.6%*
99320107 512136 Home/Parent Edu	12,000	8,184	20,184	14,138.92	298.58	5,746.50	71.5%
99320109 530002 SPED Contracted	25,000	5,058	30,058	6,083.48	23,215.86	758.66	97.5%
99320112 544400 SPED Supplies	40,000	-38,242	1,758	436.95	1,306.44	14.61	99.2%
99320115 575333 SPED Out of Dis	7,027,355	-647,699	6,379,656	3,736,709.64	1,921,555.32	721,391.04	88.7%
99320115 577724 SPED Testing	16,000	0	16,000	16,000.00	.00	.00	100.0%
99320116 577615 SPED Transporta	5,160,000	1,043,734	6,203,734	3,822,479.89	1,431,803.11	949,450.50	84.7%
99322003 512132 Hearing Impaire	180,178	0	180,178	115,520.14	.00	64,657.86	64.1%
99324103 512131 Speech Therapis	2,023,713	0	2,023,713	1,174,609.84	.00	849,103.16	58.0%
99325003 512134 Vision Impaired	74,234	0	74,234	42,515.98	.00	31,718.02	57.3%
99326103 577515 SPED Hospitaliz	55,000	5,000	60,000	16,888.00	11,437.00	31,675.00	47.2%
99327003 512903 Knowledge Bowl	23,500	-23,500	0	.00	.00	.00	.0%
99327006 544400 Knowledge Bowl	1,500	-1,500	0	.00	.00	.00	.0%
99328104 530105 SCORE Peer Medi	35,000	0	35,000	24,500.00	10,500.00	.00	100.0%
99328104 530107 Homebound Instr	55,000	0	55,000	22,428.13	.00	32,571.87	40.8%
99328106 512969 Behavior Specia	171,529	0	171,529	94,971.15	.00	76,557.85	55.4%
99330203 524008 Central Office	403,014	11,829	414,843	311,132.52	91,881.48	11,829.00	97.1%
99330206 512903 Social Skills T	131,324	0	131,324	34,557.42	.00	96,766.58	26.3%
99330206 512958 Social Skills P	86,396	0	86,396	40,791.76	.00	45,604.24	47.2%
99333003 512110 Coordinator of	116,505	0	116,505	84,729.57	.00	31,775.43	72.7%
99334206 512903 Native Language	86,150	0	86,150	61,012.47	.00	25,137.53	70.8%
99335551 512104 Psychologists	1,269,967	0	1,269,967	774,657.64	.00	495,309.36	61.0%
99337006 530002 Professional De	200,000	-38,500	161,500	84,266.61	5,958.00	71,275.39	55.9%
99337006 531904 Tuition Reimbur	260,000	-15,450	244,550	146,349.84	.00	98,200.16	59.8%
99337007 512301 Intervention/En	1,020,000	-293,000	727,000	656,340.00	.00	70,660.00	90.3%
99337007 512303 Out-of-School P	75,000	-46,000	29,000	4,163.76	.00	24,836.24	14.4%
99337007 512923 Kindergarten Tu	0	0	0	3,022.50	.00	-3,022.50	100.0%*
99338003 512923 ELL Tutors	500,000	-50,000	450,000	212,933.27	.00	237,066.73	47.3%
99338003 512924 ELL Parent Liai	35,775	0	35,775	20,435.40	.00	15,339.60	57.1%
99338006 544400 ELL Supplies	11,000	1,048	12,048	5,694.92	455.42	5,897.18	51.1%
99338007 541600 ELL Textbooks	9,000	0	9,000	4,493.93	1,310.60	3,195.47	64.5%
99339003 512118 Director of Adu	102,946	0	102,946	74,870.24	.00	28,075.76	72.7%
99339003 512903 Adult Education	383,328	0	383,328	219,542.18	.00	163,785.82	57.3%
99339004 512112 District Suppor	392,085	6,914	398,999	225,172.02	.00	173,826.98	56.4%
99339004 512142 Family Resource	108,834	0	108,834	79,152.53	.00	29,681.47	72.7%
99340303 563601 Student Acciden	26,872	781	27,653	27,652.75	.00	.00	100.0%
99341129 511000 Principal Merit	26,268	0	26,268	.00	.00	26,268.00	.0%
99341201 512917 Media Technolog	313,740	25,000	338,740	187,631.10	.00	151,108.90	55.4%
99341203 512204 Asst Supt - Fin	146,775	7,725	154,500	106,576.87	.00	47,923.13	69.0%
99341203 512205 Asst Supt - Stu	157,075	36,933	194,008	159,924.57	.00	34,083.43	82.4%
99341203 512800 Superintendent	199,225	-89,225	110,000	109,573.75	.00	426.25	99.6%



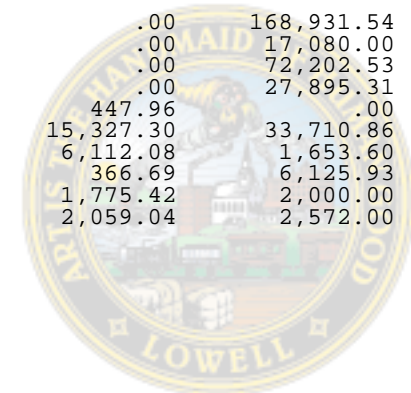
FOR 2019 09

	ORIGINAL APPROP	TRANFRS/ ADJSTMTS	REVISED BUDGET	YTD EXPENDED	ENCUMBRANCES	AVAILABLE BUDGET	PCT USED
99341203 512901 Asst Supt - Cur	154,500	0	154,500	109,615.56	.00	44,884.44	70.9%
99341203 512971 Director of Hum	87,476	-20,476	67,000	16,601.41	.00	50,398.59	24.8%
99341206 530002 SO - Contracted	23,000	0	23,000	15,390.00	7,578.14	31.86	99.9%
99341206 531702 SO - Advertisin	15,000	-10,000	5,000	.00	.00	5,000.00	.0%
99341207 512902 Clerical Staff	436,387	0	436,387	264,448.11	.00	171,938.89	60.6%
99341208 530002 CONTRACTED SERV	35,000	25,000	60,000	32,876.00	7,574.00	19,550.00	67.4%
99341209 544400 SO - Supplies	3,500	0	3,500	1,425.20	632.05	1,442.75	58.8%
99341212 570701 SO - In State T	31,000	0	31,000	20,645.09	.00	10,354.91	66.6%
99341212 577766 SO - Expenses	9,500	-7,001	2,499	2,401.75	.00	97.25	96.1%
99341212 577769 SO - Membership	10,500	0	10,500	3,164.00	.00	7,336.00	30.1%
99341215 512143 Staff Counsel f	108,876	0	108,876	78,775.21	.00	30,100.79	72.4%
99341215 512206 Assistant Busin	95,000	-7,500	87,500	58,461.44	.00	29,038.56	66.8%
99341215 512916 Computer Repair	0	0	0	488.68	.00	-488.68	100.0%*
99341215 512919 Counsel Collect	91,809	0	91,809	66,427.04	.00	25,381.96	72.4%
99341215 512920 Indirect Salary	0	0	0	16,315.32	.00	-16,315.32	100.0%*
99341215 512921 Computer Networ	0	0	0	57,457.91	.00	-57,457.91	100.0%*
99341215 512922 Mail Courier	36,385	0	36,385	23,670.09	.00	12,714.91	65.1%
99341215 512965 Substitute Teac	15,000	0	15,000	10,357.06	.00	4,642.94	69.0%
99341215 513001 Overtime - Cler	30,000	27,722	57,722	10,302.94	.00	47,419.12	17.8%
99341218 530002 Contracted Svcs	35,000	0	35,000	35,000.00	.00	.00	100.0%
99341218 530041 Contracted Svcs	5,000	0	5,000	958.34	4,041.66	.00	100.0%
99341218 531702 Advertising	30,000	-10,395	19,605	17,317.48	2,288.00	.00	100.0%
99341218 531800 Printing & Bind	15,000	0	15,000	8,056.13	291.00	6,652.87	55.6%
99341218 536900 Postage	50,000	0	50,000	40,509.98	.00	9,490.02	81.0%
99341221 544400 LHS Data Proces	15,000	0	15,000	10,460.00	2,386.40	2,153.60	85.6%
99341224 570100 Program & Analy	30,000	-9,800	20,200	200.00	.00	20,000.00	1.0%
99341224 570402 Internet Servic	125,000	-40,000	85,000	72,974.54	10,046.31	1,979.15	97.7%
99341224 575270 Photocopier Pur	52,000	-45,500	6,500	3,880.89	2,587.26	31.85	99.5%
99341224 575422 Photocopier Mai	25,000	50,000	75,000	26,851.11	40,974.30	7,174.59	90.4%
99341224 577600 Admin. Tech. -	28,000	0	28,000	19,756.23	2,762.60	5,481.17	80.4%
99341224 577717 Admin. Tech. -	204,000	0	204,000	203,294.50	.00	705.50	99.7%
99341227 570102 Admin. Tech. -	51,000	0	51,000	36,054.05	2,981.91	11,964.04	76.5%
99341228 573700 School Webmaste	2,500	0	2,500	1,250.00	.00	1,250.00	50.0%
99341230 512902 Clerical Staff	822,032	12,075	834,107	723,158.70	.00	110,948.30	86.7%
99341230 512973 ASSISTANT HR DI	83,240	-44,409	38,831	38,830.53	.00	.47	100.0%
99341231 511100 Part-Time Compu	50,000	-25,000	25,000	20,436.60	.00	4,563.40	81.7%
99341232 512140 Student Databas	88,443	-62,172	26,271	26,270.09	.00	.91	100.0%
99341232 512203 Asst Database A	46,822	-46,822	0	.00	.00	.00	.0%
99341233 520703 Tech. Helpdesk	56,105	0	56,105	40,594.26	.00	15,510.74	72.4%
99341303 512902 School Committe	20,000	0	20,000	14,615.56	.00	5,384.44	73.1%
99341303 512918 School Committe	72,000	0	72,000	52,615.56	.00	19,384.44	73.1%
99341306 530002 SC - Contracted	0	10,000	10,000	.00	9,500.00	500.00	95.0%
99341312 577732 SC - Subscripti	3,500	0	3,500	3,500.00	.00	.00	100.0%
99341312 577766 SC - Expenses	5,340	0	5,340	5,340.00	.00	.00	100.0%




FOR 2019 09

	ORIGINAL APPROP	TRANFRS/ ADJSTMTS	REVISED BUDGET	YTD EXPENDED	ENCUMBRANCES	AVAILABLE BUDGET	PCT USED
99341312 577769 SC - Membership	2,450	0	2,450	2,450.00	.00	.00	100.0%
99341403 512116 Attendance Offi	73,197	0	73,197	41,922.78	.00	31,274.22	57.3%
99341403 512910 Attendance Moni	34,284	0	34,284	35,959.38	.00	-1,675.38	104.9%*
99341504 530002 Student Sppt -	23,000	5,748	28,748	21,900.50	5,088.50	1,758.92	93.9%
99341506 545700 Student Sppt -	15,000	-5,748	9,252	8,809.66	442.42	.00	100.0%
99345006 563600 Employee Health	16,353,050	801,665	17,154,715	12,853,018.04	.00	4,301,696.96	74.9%
99347103 512906 Director of Ope	83,240	1,760	85,000	62,115.54	.00	22,884.46	73.1%
99347103 512960 Administration	46,493	0	46,493	37,339.98	.00	9,153.02	80.3%
99347103 513000 Overtime - Cust	70,000	-15,000	55,000	64,553.57	.00	-9,553.57	117.4%*
99347103 513002 Overtime - Use	0	70,000	70,000	70,000.00	.00	.00	100.0%
99347103 513101 Overtime - Man	95,000	-15,000	80,000	139,145.92	.00	-59,145.92	173.9%*
99347106 530002 Maintenance - C	150,000	32,031	182,031	136,072.86	16,628.51	29,329.71	83.9%
99347109 544400 Maintenance - S	129,554	21,000	150,554	117,707.04	30,345.00	2,501.96	98.3%
99347112 537600 Utility - Water	0	0	0	89,290.37	.00	-89,290.37	100.0%*
99347112 575243 Maintenance - B	7,000	2,112	9,112	6,807.83	141.05	2,163.47	76.3%
99347112 575370 Utility - Telep	20,000	185,000	205,000	153,408.19	.00	51,591.81	74.8%
99347112 575452 Maintenance - F	42,000	-20,000	22,000	12,950.00	.00	9,050.00	58.9%
99347112 577723 Maintenance - S	11,000	-10,959	41	41.34	.00	.00	100.0%
99347203 576110 Capital Equipme	125,000	-50,000	75,000	63,760.23	11,239.77	.00	100.0%
99348006 530002 Transportation	4,000	-3,192	808	808.39	.00	.00	100.0%
99348009 541000 Transportation	5,000	0	5,000	5,000.00	.00	.00	100.0%
99348009 544400 Transportation	8,000	-530	7,470	7,469.55	.00	.00	100.0%
99348012 577615 Transportation	4,423,541	425,569	4,849,110	2,905,740.53	755,336.40	1,188,033.07	75.5%
TOTAL EDUCATION	165,522,325	1,218,440	166,740,765	104,659,997.99	5,143,462.40	56,937,304.65	65.9%
TOTAL EXPENSES	165,522,325	1,218,440	166,740,765	104,659,997.99	5,143,462.40	56,937,304.65	
4 PUBLIC WORKS							
400 DPW GENERAL							
04004151 511000 SALARIES - PERM	502,526	0	502,526	333,594.46	.00	168,931.54	66.4%
04004151 512000 S & W TEMPORARY	15,000	7,000	22,000	4,920.00	.00	17,080.00	22.4%
04004152 520100 ENERGY- ELECTRI	156,000	0	156,000	83,797.47	.00	72,202.53	53.7%
04004152 520101 ENERGY- HEATING	35,000	0	35,000	7,104.69	.00	27,895.31	20.3%
04004153 520200 TELEPHONE	2,500	0	2,500	2,052.04	447.96	.00	100.0%
04004153 520500 REPAIR & MAINT-	42,250	27,097	69,347	20,308.84	15,327.30	33,710.86	51.4%
04004153 520503 REPAIR & MAINT	45,000	0	45,000	37,234.32	6,112.08	1,653.60	96.3%
04004153 524000 RENTAL OF EQUIP	7,500	276	7,776	1,282.94	366.69	6,125.93	21.2%
04004153 524004 UNIFORM RENTAL	12,000	0	12,000	8,224.58	1,775.42	2,000.00	83.3%
04004153 525100 LEASING EQUIP.	10,000	0	10,000	5,368.96	2,059.04	2,572.00	74.3%




FOR 2019 09

4	PUBLIC WORKS	ORIGINAL APPROP	TRANFRS/ADJSTMTS	REVISED BUDGET	YTD EXPENDED	ENCUMBRANCES	AVAILABLE BUDGET	PCT USED
04004153	530000	PROFESSIONAL SE	70,000	0	70,000	37,437.72	15,616.76	75.8%
04004153	530058	INSPECTION STIC	12,000	0	12,000	543.00	3,000.00	29.5%
04004153	530062	TREE REMOVAL SE	75,000	0	75,000	64,955.00	10,045.00	100.0%
04004153	530105	TRAINING/EVALUA	5,000	0	5,000	.00	5,000.00	.0%
04004153	531702	ADVERTISING	3,000	0	3,000	645.00	493.00	37.9%
04004154	542500	AUTOMOTIVE-TIRE	90,000	0	90,000	59,242.89	28,041.75	97.0%
04004154	542501	GAS & MOTOR OIL	70,000	0	70,000	13,964.87	14,591.13	40.8%
04004154	543700	PUBLIC WORKS-SU	12,500	0	12,500	5,985.15	3,220.16	73.6%
04004154	544000	ELECTRICAL SUPP	85,000	0	85,000	64,424.04	15,913.13	94.5%
04004154	544400	OFFICE SUPPLIES	3,500	1,000	4,500	3,996.43	124.00	91.6%
04004154	589110	OVERFLOW BAGS	30,000	-2,000	28,000	14,365.00	.00	51.3%
04004157	570704	TRANSPORATION R	3,700	-2,500	1,200	4.00	1,196.00	.3%
04004157	571300	DPW-VARIOUS SCH	118,000	91,026	209,026	169,992.63	37,240.16	99.1%
04004157	573400	MISCELLANEOUS C	5,500	2,500	8,000	6,170.72	.00	77.1%
04004170	589111	PLOWS & FRAMES	10,000	0	10,000	3,541.61	.00	35.4%
04004170	589122	REPLACE ALARM S	17,500	0	17,500	9,577.68	1,922.32	65.7%
04004170	589165	IRRIGATION EQUI	5,000	0	5,000	.00	1,000.00	20.0%
04007953	520507	REPAIR & MAINT-	90,000	8,500	98,500	55,806.34	35,966.69	93.2%
04007954	543100	CUSTODIAL-SUPPL	10,000	0	10,000	6,974.79	1,500.00	84.7%
04007954	543400	GRAFFITI SUPPLI	9,000	0	9,000	1,447.63	541.37	22.1%
04007954	543800	BUILDING-SUPPLI	75,000	1,870	76,870	55,575.64	20,563.82	99.0%
04007975	582500	BUILDING REHAB.	80,000	-6,176	73,824	37,557.41	34,192.70	97.2%
04008151	511000	SALARIES - PERM	468,470	-12,500	455,970	340,044.73	.00	74.6%
04008151	513000	SW OVERTIME	7,000	12,500	19,500	16,735.26	.00	85.8%
04008351	511000	SALARIES - PERM	1,305,004	-40,500	1,264,504	852,719.33	.00	67.4%
04008351	513000	SW OVERTIME	21,000	8,500	29,500	28,396.07	.00	96.3%
04008551	513000	SNOW OVERTIME	200,000	0	200,000	353,082.79	.00	176.5%*
04008753	529600	SNOW & ICE REMO	775,000	0	775,000	709,109.17	790,292.83	193.5%*
04008757	573400	MISCELLANEOUS C	50,000	0	50,000	134,109.06	72,309.15	412.8%*
04008766	542300	SNOW-ICE SAND &	325,000	0	325,000	505,454.87	48,613.34	170.5%*
04008952	520103	ENERGY-STREET L	424,000	0	424,000	282,466.61	5,500.09	67.9%
04008953	520513	REPAIR & MAINT-	25,000	0	25,000	23,469.37	500.00	95.9%
04009175	588503	IMPROV-HIGHWAY-	20,000	0	20,000	17,582.65	774.85	91.8%
04009353	521400	HAZARDOUS WASTE	17,500	0	17,500	12,585.58	58.89	72.3%
04009353	521504	TRASH COLLECTIO	5,455,000	0	5,455,000	3,743,054.33	1,711,945.67	100.0%
04009353	545700	RECYCLING SUPPL	10,000	0	10,000	7,216.82	1,913.61	91.3%
04009557	571903	INS. PREMIUMS -	290,000	-72,146	217,854	217,854.00	.00	100.0%
491 CEMETERY								
04914151	511000	SALARIES - PERM	204,798	0	204,798	147,821.39	.00	72.2%
04914151	512000	S & W TEMPORARY	10,000	0	10,000	14,334.14	.00	143.3%*
04914151	513000	OVERTIME	18,126	20,000	38,126	17,618.98	.00	46.2%



FOR 2019 09


	ORIGINAL APPROP	TRANFRS/ ADJSTMTS	REVISED BUDGET	YTD EXPENDED	ENCUMBRANCES	AVAILABLE BUDGET	PCT USED
<a href="#">04914152 520101 ENERGY- HEATING</a>	9,000	0	9,000	3,449.76	.00	5,550.24	38.3%
<a href="#">04914153 520100 ENERGY- ELECTRI</a>	5,000	0	5,000	2,643.50	.00	2,356.50	52.9%
<a href="#">04914153 530000 PROFESSIONAL SE</a>	163,000	23,590	186,590	107,134.93	55,175.00	24,280.07	87.0%
<a href="#">04914157 573400 MISCELLANEOUS C</a>	900	0	900	538.42	47.13	314.45	65.1%
<a href="#">04914170 580301 CEMETERY GEN.IM</a>	3,750	20,000	23,750	11,629.00	3,188.62	8,932.38	62.4%
<a href="#">04914170 589188 FENCES</a>	10,000	0	10,000	3,200.00	3,150.00	3,650.00	63.5%
<a href="#">04914175 580300 WESTLAWN II-CEM</a>	3,500	0	3,500	3,500.00	.00	.00	100.0%
<a href="#">04914254 542700 GROUNDSKEEPING-</a>	3,750	0	3,750	3,740.52	.00	9.48	99.7%
<a href="#">04914254 544400 OFFICE SUPPLIES</a>	1,500	0	1,500	940.20	16.08	543.72	63.8%
<a href="#">04914254 545100 CEMETERY-FLOWER</a>	3,000	0	3,000	1,260.00	.00	1,740.00	42.0%
<a href="#">04914254 545300 MISC-SUPPLIES-O</a>	250	0	250	.00	200.00	50.00	80.0%
TOTAL PUBLIC WORKS	11,537,024	88,037	11,625,061	8,677,787.33	2,943,745.74	3,527.78	100.0%
TOTAL EXPENSES	11,537,024	88,037	11,625,061	8,677,787.33	2,943,745.74	3,527.78	
5 HEALTH & HUMAN SERVICES							
510 HEALTH DEPARTMENT							
<a href="#">05104151 511000 SALARIES - PERM</a>	2,479,296	0	2,479,296	1,702,124.68	.00	777,171.32	68.7%
<a href="#">05104151 512000 S &amp; W TEMPORARY</a>	7,800	0	7,800	5,092.50	.00	2,707.50	65.3%
<a href="#">05104151 512963 STIPENDS- OTHER</a>	33,850	0	33,850	21,816.66	.00	12,033.34	64.5%
<a href="#">05104151 513000 OVERTIME</a>	1,540	0	1,540	1,071.72	.00	468.28	69.6%
<a href="#">05104153 520100 ENERGY-ELECTRIC</a>	24,000	0	24,000	13,532.75	.00	10,467.25	56.4%
<a href="#">05104153 520200 TELEPHONE</a>	3,000	1,750	4,750	3,971.39	726.56	52.05	98.9%
<a href="#">05104153 520500 REPAIR &amp; MAINT-</a>	3,600	0	3,600	1,171.00	2,289.00	140.00	96.1%
<a href="#">05104153 530000 PROFESSIONAL SE</a>	30,000	-1,750	28,250	4,748.20	8,483.74	15,018.06	46.8%
<a href="#">05104153 531702 ADVERTISING</a>	1,000	0	1,000	.00	.00	1,000.00	.0%
<a href="#">05104153 531800 PRINTING &amp; BIN</a>	1,500	0	1,500	233.70	96.30	1,170.00	22.0%
<a href="#">05104154 541000 COMPUTER EQUIPM</a>	500	0	500	191.66	.00	308.34	38.3%
<a href="#">05104157 570401 DUES &amp; SUBSCRIP</a>	1,900	0	1,900	1,290.00	553.00	57.00	97.0%
<a href="#">05104157 570702 TRANS REIMBURS.</a>	14,000	0	14,000	5,127.57	.00	8,872.43	36.6%
<a href="#">05104170 589161 MISC EQUIPMENT</a>	1,500	0	1,500	571.17	479.18	449.65	70.0%
<a href="#">05104170 589166 OFFICE FURNITUR</a>	750	0	750	.00	.00	750.00	.0%
<a href="#">05104254 543100 CUSTODIAL-SUPPL</a>	500	0	500	384.03	.00	115.97	76.8%
<a href="#">05104254 544100 HEALTH NURSE SU</a>	16,000	0	16,000	8,208.85	72.05	7,719.10	51.8%
<a href="#">05104254 544400 OFFICE SUPPLIES</a>	1,000	0	1,000	989.02	.00	10.98	98.9%
<a href="#">05104254 545300 MISC-SUPPLIES-O</a>	500	0	500	165.55	31.37	303.08	39.4%
<a href="#">05104254 582521 OUTREACH SERVIC</a>	5,000	0	5,000	2,649.10	1,178.00	1,172.90	76.5%
541 COUNCIL ON AGING							
<a href="#">05414151 511000 SALARIES - PERM</a>	288,170	-590	287,580	236,073.51	.00	51,506.39	82.1%





FOR 2019 09


	ORIGINAL APPROP	TRANFRS/ ADJSTMTS	REVISED BUDGET	YTD EXPENDED	ENCUMBRANCES	AVAILABLE BUDGET	PCT USED
<a href="#">05414151 513000 OVERTIME</a>	0	590	590	590.10	.00	.00	100.0%
<a href="#">05414152 520100 ENERGY- ELECTRI</a>	48,000	0	48,000	30,505.86	.00	17,494.14	63.6%
<a href="#">05414152 520101 ENERGY- HEATING</a>	14,000	0	14,000	7,148.26	.00	6,851.74	51.1%
<a href="#">05414153 520500 REPAIR &amp; MAINT</a>	2,000	0	2,000	100.94	413.55	1,485.51	25.7%
<a href="#">05414153 530017 ELDERLY SERVICE</a>	1,500	0	1,500	1,141.50	.00	358.50	76.1%
<a href="#">05414154 542000 MEALS ON WHEELS</a>	20,000	0	20,000	17,515.71	84.74	2,399.55	88.0%
<a href="#">05414154 542300 GAS &amp; MOTOR OIL</a>	3,500	0	3,500	2,256.14	.00	1,243.86	64.5%
<a href="#">05414154 543000 CLEANING-SUPPLI</a>	2,000	131	2,131	782.14	325.02	1,023.84	52.0%
<a href="#">05414154 544400 OFFICE SUPPLIES</a>	1,000	0	1,000	636.35	.20	363.45	63.7%
<a href="#">05414157 570702 TRANS REIMBURS.</a>	250	250	500	190.28	.00	309.72	38.1%
<a href="#">05414159 589137 NEW VEHICLES</a>	0	184,835	184,835	-5,000.00	.00	189,835.00	-2.7%
<a href="#">05414159 589161 MISC EQUIPMENT</a>	2,000	0	2,000	848.95	.00	1,151.05	42.4%
<a href="#">05414257 571903 INS. PREMIUMS -</a>	21,000	0	21,000	7,770.99	9,768.01	3,461.00	83.5%
<b>543 VETERAN'S</b>							
<a href="#">05434151 511000 SALARIES - PERM</a>	154,130	0	154,130	113,193.27	.00	40,936.73	73.4%
<a href="#">05434153 535900 CELEBRATIONS</a>	7,000	0	7,000	3,903.64	3,046.00	50.36	99.3%
<a href="#">05434154 544400 OFFICE SUPPLIES</a>	1,000	0	1,000	525.67	401.10	73.23	92.7%
<a href="#">05434157 570702 TRANS REIMBURS.</a>	1,650	0	1,650	930.95	.00	719.05	56.4%
<a href="#">05434157 573100 VETERANS' SERVI</a>	640,000	0	640,000	477,275.44	.00	162,724.56	74.6%
TOTAL HEALTH & HUMAN SERVICES	3,834,436	185,216	4,019,652	2,669,729.25	27,947.82	1,321,974.93	67.1%
TOTAL EXPENSES	3,834,436	185,216	4,019,652	2,669,729.25	27,947.82	1,321,974.93	
<b>6 CULTURE &amp; RECREATION</b>							
<b>610 LIBRARY</b>							
<a href="#">06104151 511000 SALARIES - PERM</a>	935,416	-435	934,981	677,451.93	.00	257,529.07	72.5%
<a href="#">06104151 512000 SW TEMPORARY</a>	73,749	0	73,749	45,567.01	.00	28,181.99	61.8%
<a href="#">06104151 513000 SW OVERTIME</a>	0	435	435	391.28	.00	43.72	89.9%
<a href="#">06104151 514300 SHIFT DIFFERENT</a>	5,388	0	5,388	3,472.89	.00	1,915.11	64.5%
<a href="#">06104152 520100 ENERGY- ELECTRI</a>	76,000	0	76,000	48,568.57	.00	27,431.43	63.9%
<a href="#">06104153 520500 REPAIR &amp; MAINT-</a>	6,000	0	6,000	4,324.25	1,348.11	327.64	94.5%
<a href="#">06104153 525100 LEASING EQUIP.</a>	33,000	0	33,000	30,478.56	2,157.00	364.44	98.9%
<a href="#">06104153 529200 MV-LIBRARY-CONS</a>	54,598	0	54,598	54,598.00	.00	.00	100.0%
<a href="#">06104153 530000 PROFESSIONAL SE</a>	28,600	0	28,600	18,383.16	9,992.29	224.55	99.2%
<a href="#">06104154 540400 LIBRARY-AUD/MIC</a>	139,557	0	139,557	99,450.42	16,028.83	24,077.75	82.7%
<a href="#">06104154 544400 OFFICE SUPPLIES</a>	19,000	0	19,000	13,123.20	3,732.05	2,144.75	88.7%





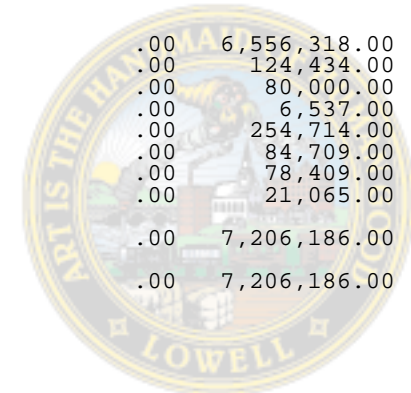
FOR 2019 09

6	CULTURE & RECREATION	ORIGINAL APPROP	TRANFRS/ADJSTMTS	REVISED BUDGET	YTD EXPENDED	ENCUMBRANCES	AVAILABLE BUDGET	PCT USED
	<u>06104254 543100 CUSTODIAL-SUPPL</u>	3,000	0	3,000	2,957.26	42.74	.00	100.0%
	630 RECREATION							
	<u>06304151 511000 SALARIES - PERM</u>	222,159	0	222,159	151,708.96	.00	70,450.04	68.3%
	<u>06304151 512000 S &amp; W TEMPORARY</u>	532,685	0	532,685	431,111.96	.00	101,573.04	80.9%
	<u>06304151 513000 OVERTIME</u>	3,847	0	3,847	920.15	.00	2,926.85	23.9%
	<u>06304153 520609 WINTER RECREATI</u>	2,500	5,570	8,070	6,314.45	1,675.55	80.00	99.0%
	<u>06304153 530036 SPECIAL PROGRAM</u>	13,000	-70	12,930	11,666.09	438.34	825.57	93.6%
	<u>06304153 536900 POSTAGE</u>	85	0	85	.00	.00	85.00	.0%
	<u>06304154 540102 SUMMER PROGRAM</u>	15,000	-4,720	10,280	780.00	.00	9,500.00	7.6%
	<u>06304154 544400 OFFICE SUPPLIES</u>	900	0	900	237.77	524.98	137.25	84.8%
	<u>06304157 570702 TRANS REIMBURS.</u>	6,500	0	6,500	5,166.17	.00	1,333.83	79.5%
	<u>06304157 573400 MISCELLANEOUS C</u>	9,500	0	9,500	6,744.75	362.56	2,392.69	74.8%
	650 PARKS							
	<u>06504151 511000 SALARIES - PERM</u>	1,327,480	0	1,327,480	877,017.96	.00	450,462.04	66.1%
	<u>06504151 512000 S &amp; W TEMPORARY</u>	100,000	0	100,000	49,086.00	.00	50,914.00	49.1%
	<u>06504151 513000 OVERTIME</u>	117,000	0	117,000	54,051.67	.00	62,948.33	46.2%
	<u>06504151 513005 OVERTIME-SPECIA</u>	10,000	0	10,000	6,550.76	.00	3,449.24	65.5%
	<u>06504151 514300 SW SHIFT DIFFER</u>	1,000	0	1,000	875.45	.00	124.55	87.5%
	<u>06504152 520100 ENERGY- ELECTRI</u>	141,000	0	141,000	91,804.26	.00	49,195.74	65.1%
	<u>06504152 520101 ENERGY- HEATING</u>	33,000	0	33,000	11,260.90	.00	21,739.10	34.1%
	<u>06504153 520200 TELEPHONE</u>	2,000	0	2,000	585.96	1,114.04	300.00	85.0%
	<u>06504153 520500 REPAIR &amp; MAINT-</u>	58,000	0	58,000	18,751.88	11,475.91	27,772.21	52.1%
	<u>06504153 520611 POOL MAINTENANC</u>	7,500	0	7,500	5,980.90	.00	1,519.10	79.7%
	<u>06504153 530000 PROFESSIONAL SE</u>	37,500	0	37,500	16,698.79	11,219.71	9,581.50	74.4%
	<u>06504153 530105 TRAINING/EVALUA</u>	500	0	500	500.00	.00	.00	100.0%
	<u>06504153 531002 BOTANICAL GARDE</u>	5,000	0	5,000	.00	.00	5,000.00	.0%
	<u>06504153 531702 ADVERTISING</u>	750	0	750	.00	.00	750.00	.0%
	<u>06504154 540103 PARK SUPPLIES-O</u>	35,000	0	35,000	17,235.39	6,460.60	11,304.01	67.7%
	<u>06504154 542300 GAS &amp; MOTOR OIL</u>	30,000	0	30,000	30,000.00	.00	.00	100.0%
	<u>06504154 544400 OFFICE SUPPLIES</u>	1,000	0	1,000	435.97	.00	564.03	43.6%
	<u>06504154 545300 MISC-SUPPLIES-O</u>	9,750	0	9,750	2,779.84	2,260.43	4,709.73	51.7%
	<u>06504157 573200 LICENSES</u>	5,000	0	5,000	4,592.77	.00	407.23	91.9%
	<u>06504170 589161 MISC EQUIPMENT</u>	9,620	0	9,620	1,519.88	200.00	7,900.12	17.9%
	<u>06504170 589188 FENCES</u>	22,250	0	22,250	.00	8,350.00	13,900.00	37.5%
	<u>06504170 589193 TRIMMER, MOWERS</u>	1,500	0	1,500	826.66	.00	673.34	55.1%
	<u>06504170 589218 COMMUNICATION E</u>	1,450	0	1,450	.00	.00	1,450.00	.0%
	<u>06504175 580306 FIELD MAINT/OTH</u>	5,000	0	5,000	4,468.68	.00	531.32	89.4%
	<u>06504175 580307 VARNUM PARK- IM</u>	3,500	0	3,500	.00	.00	3,500.00	.0%



FOR 2019 09

	ORIGINAL APPROP	TRANFRS/ ADJSTMTS	REVISED BUDGET	YTD EXPENDED	ENCUMBRANCES	AVAILABLE BUDGET	PCT USED
<a href="#">06504175 589223 PARKS-POOL RENO</a>	4,000	0	4,000	2,025.00	.00	1,975.00	50.6%
<a href="#">06504254 541000 COMPUTER EQUIPM</a>	2,500	0	2,500	1,775.00	.00	725.00	71.0%
<a href="#">06504275 588400 IMPROV-PARKS &amp;</a>	90,000	0	90,000	22,913.11	9,400.25	57,686.64	35.9%
<a href="#">06504275 588400 DISPO IMPROV-PAR</a>	3,500	0	3,500	800.00	1,200.00	1,500.00	57.1%
<a href="#">06504275 588400 FEROS IMPROV-PAR</a>	4,000	0	4,000	4,000.00	.00	.00	100.0%
<a href="#">06504275 588400 FLAGS IMPROV-PAR</a>	2,500	0	2,500	2,500.00	.00	.00	100.0%
<a href="#">06504275 588400 PHYTS IMPROV-PAR</a>	1,500	1,205	2,705	1,580.00	1,125.00	.00	100.0%
<a href="#">06504275 588400 TTME IMPROV-PARK</a>	4,000	0	4,000	3,700.14	295.98	3.88	99.9%
<a href="#">06504275 588400 WEEDS IMPROV-PAR</a>	5,500	0	5,500	5,500.00	.00	.00	100.0%
<a href="#">06504354 543800 BUILDING-SUPPLI</a>	4,000	0	4,000	.00	.00	4,000.00	.0%
TOTAL CULTURE & RECREATION	4,266,784	1,985	4,268,769	2,853,233.80	89,404.37	1,326,130.83	68.9%
TOTAL EXPENSES	4,266,784	1,985	4,268,769	2,853,233.80	89,404.37	1,326,130.83	
7 DEBT SERVICES							
710 PRINCIPAL ON MATURING DEBT							
<a href="#">07109795 530000 PROFESSIONAL SE</a>	514,951	0	514,951	433,015.08	.00	81,935.92	84.1%
<a href="#">07109795 597000 INT ON GEN LONG</a>	2,749,753	0	2,749,753	2,643,654.61	.00	106,098.39	96.1%
<a href="#">07109795 597300 DEBT PRINCIPAL-</a>	6,178,140	0	6,178,140	6,057,000.00	.00	121,140.00	98.0%
TOTAL DEBT SERVICES	9,442,844	0	9,442,844	9,133,669.69	.00	309,174.31	96.7%
TOTAL EXPENSES	9,442,844	0	9,442,844	9,133,669.69	.00	309,174.31	
8 STATE ASSESSMENTS							
800 INTERGOVERNMENTAL							
<a href="#">08009704 563001 CHARTER SCHOOL</a>	24,059,562	0	24,059,562	17,503,244.00	.00	6,556,318.00	72.7%
<a href="#">08009704 563002 SCHOOL CHOICE</a>	896,289	0	896,289	771,855.00	.00	124,434.00	86.1%
<a href="#">08009704 563003 ESSEX COUNTY TE</a>	80,000	0	80,000	.00	.00	80,000.00	.0%
<a href="#">08009704 564000 AIR POLLUTION C</a>	26,148	0	26,148	19,611.00	.00	6,537.00	75.0%
<a href="#">08009704 564001 REGIONL TRANSIT</a>	1,018,868	0	1,018,868	764,154.00	.00	254,714.00	75.0%
<a href="#">08009704 564004 SPECIAL EDUCATI</a>	84,709	0	84,709	.00	.00	84,709.00	.0%
<a href="#">08009704 564005 NON RENEWAL-EXC</a>	313,660	0	313,660	235,251.00	.00	78,409.00	75.0%
<a href="#">08009704 564006 MOSQUITO CONTRO</a>	74,978	0	74,978	53,913.00	.00	21,065.00	71.9%
TOTAL STATE ASSESSMENTS	26,554,214	0	26,554,214	19,348,028.00	.00	7,206,186.00	72.9%
TOTAL EXPENSES	26,554,214	0	26,554,214	19,348,028.00	.00	7,206,186.00	



FOR 2019 09

9	MISCELLANEOUS	ORIGINAL APPROP	TRANFRS/ ADJSTMTS	REVISED BUDGET	YTD EXPENDED	ENCUMBRANCES	AVAILABLE BUDGET	PCT USED
9 MISCELLANEOUS								
910 RETIREMENT								
	<a href="#">09109716 521800 RETIRE-PENSION</a>	7,168,042	0	7,168,042	7,168,042.00	.00	.00	100.0%
	<a href="#">09109716 560800 RET-PENSION (CI</a>	18,777,789	-10,003	18,767,786	18,753,556.05	.00	14,229.95	99.9%
	<a href="#">09109716 572600 NON-CONTRIB-PEN</a>	35,000	0	35,000	26,072.94	.00	8,927.06	74.5%
912 WORKER'S COMPENSATION								
	<a href="#">09129711 516900 WORKMENS COMP-</a>	450,000	0	450,000	537,856.84	.00	-87,856.84	119.5%*
	<a href="#">09129711 517100 WRKMEN-COMP-CIT</a>	175,000	0	175,000	174,958.25	.00	41.75	100.0%
913 UNEMPLOYMENT INSURANCE								
	<a href="#">09139710 517200 UNEMPLOYMENT CO</a>	100,000	36,000	136,000	81,157.37	.00	54,842.63	59.7%
	<a href="#">09139710 517201 UEMPLOYMENT CO</a>	175,000	283,000	458,000	197,531.21	.00	260,468.79	43.1%
914 HEALTH INSURANCE								
	<a href="#">09149713 563600 HEALTH INSURANC</a>	23,678,000	0	23,678,000	16,982,777.32	.00	6,695,222.68	71.7%
916 MEDICARE								
	<a href="#">09139714 572000 MEDICARE- HEALT</a>	2,792,260	-319,000	2,473,260	1,913,801.74	.00	559,458.26	77.4%
	TOTAL MISCELLANEOUS	53,351,091	-10,003	53,341,088	45,835,753.72	.00	7,505,334.28	85.9%
	TOTAL EXPENSES	53,351,091	-10,003	53,341,088	45,835,753.72	.00	7,505,334.28	
	GRAND TOTAL	353,527,796	4,439,025	357,966,821	249,289,954.15	9,495,264.96	99,181,602.12	72.3%

\*\* END OF REPORT - Generated by Bryan Perry \*\*

