



Overdose Report: Feb-20

Lowell, MA

Overdoses: 84 or 2.9 per day

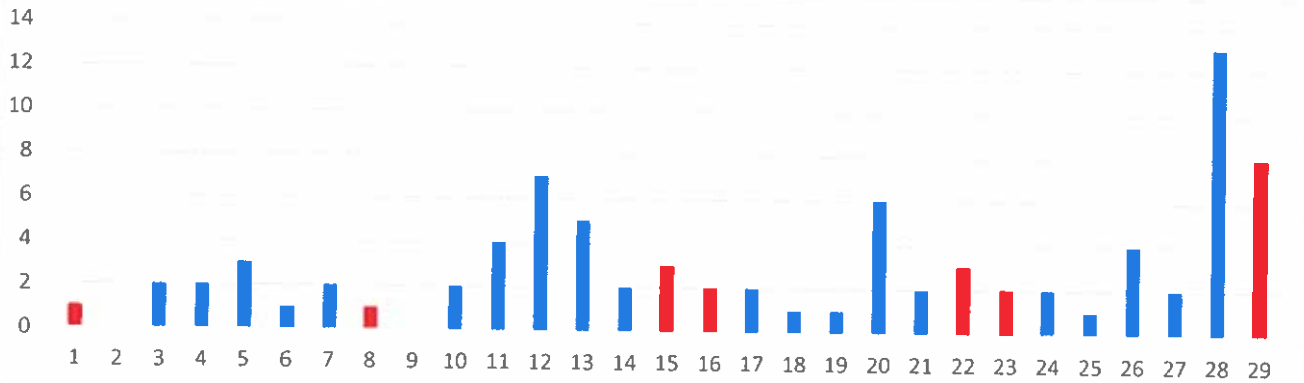
Day of the week:

Day	Mon	Tue	Wed	Thu	Fri	Sat	Sun
Count	8	8	15	14	19	16	4
Average	2.0	2.0	3.8	3.5	4.8	3.2	1.0

84

Day of the month:

Note: Red columns are Saturdays and Sundays



Hour of the day:

0	1	2	3	4	5	6	7	8	9	10	11	12	13	14	15	16	17	18	19	20	21	22	23
5	0	2	2	0	0	3	2	1	4	5	7	5	4	4	4	7	5	5	1	5	5	4	4

84

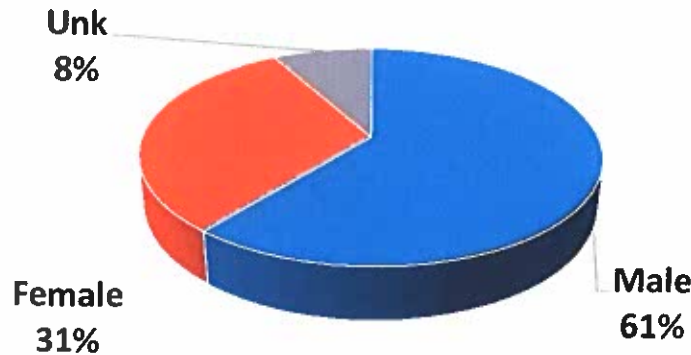
Section of the city:

Neighborhood	Count
Acre	17
Back Central	9
Belvidere	4
Centralville	11
Downtown	20
Highlands	12
Lower Belvidere	1
Lower Highlands	3
Pawtucketville	1
Sacred Heart	5
South Lowell	1

84

Profile of patient

Sex	Count	Avg Age	Range
Female	26	38	14-87
Male	51	42	11-77



Age	#
12 and U	1
13-15	1
16-17	2
18-21	2
22	0
23	1
24	2
25	2
26	1
27	1
28	1
29	3
30	2
31	1
32	0
33	0
34	6
35	2
36	2
37	3
38	3
39	4
40	4
41	3
42	1
43	0
44	0
45	1
46	2
47	1
48	1
49	5
50	3
51-55	6
56-60	4
61-65	2
66-70	1
71 and up	3
Unk	7

19-Feb	19-Mar	19-Apr	19-May	19-Jun	19-Jul	19-Aug	19-Sep	19-Oct	19-Nov	19-Dec	20-Jan	20-Feb
90	111	96	111	93	97	100	83	107	73	95	78	84
3.2	3.6	3.2	3.6	3.1	3.1	3.2	2.8	3.5	2.4	3.1	2.5	2.9

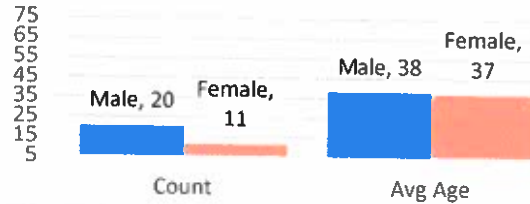
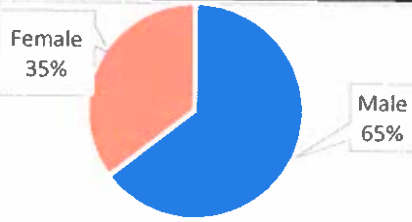


Categorized Opiate Report: Feb-20

Lowell, MA

Priority of patient

Priority 1	17
Priority 2	9
Priority 3	5

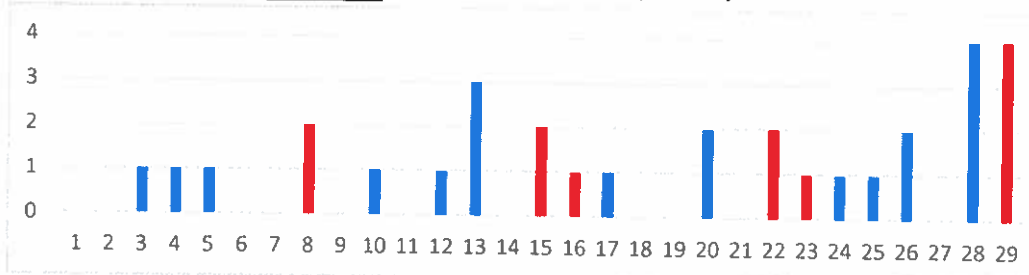


Age

12 and U	0
13-15	0
16-17	0
18-21	0
22	1
23	1
24	0
25	1
26	1
27	1
28	1
29	3
30	1
31	0
32	0
33	0
34	2
35	1
36	0
37	2
38	1
39	4
40	1
41	2
42	0
43	0
44	0
45	0
46	0
47	0
48	1
49	1
50	3
51-55	1
56-60	2
61-65	0
66-70	0
Unk	0

Day of the week:	#	Avg
Mon	4	1.0
Tue	2	0.5
Wed	4	1.0
Thu	5	1.3
Fri	4	1.0
Sat	10	2.0
Sun	2	0.5

Day of the month: Red are weekends (below)



Hour of the day:	0	1	2	3	4	5	6	7	8	9	10	11	12	13	14	15	16	17	18	19	20	21	22	23
		1	0	1	0	0	0	1	0	2	0	1	2	1	2	2	3	3	2	1	3	2	1	3

Location of patient	#
Private Residence	12
Public Location- Inside	4
Public Location- Outside	15
Residential Instituion	0

Narcan used by:	
Lowell FD	7
Trinity ALS	1
LGH ALS	0
Park Ranger	0
Lowell PD	1
Trinity BLS	6
Other	4

Narcan doses
2mg - 6
4mg - 7
8mg+ - 4

Neighborhood	Count
Acre - 7	7
Highlands - 3	3
Lwr Highlands - 2	2
Back Central - 5	5
Sacred Heart - 2	2
Belvidere - 2	2
Centralville - 3	3
Downtown - 6	6

Home town of pt	Count
Dracut - 1, Franklin - 1, Lowell - 14, Merrimack - 1, North Billerica - 2, Salem - 1, Tewksbury - 1, Unknown - 10	39

Last 12 months All ORI calls												
19-Feb	19-Mar	19-Apr	19-May	19-Jun	19-Jul	19-Aug	19-Sep	19-Oct	19-Nov	19-Dec	20-Jan	20-Feb
49	43	47	46	44	46	35	46	52	36	37	32	31
1.8	1.4	1.6	1.5	1.5	1.5	1.1	1.5	1.7	1.2	1.2	1.0	1.1

Last 12 months Priority 1 only												
19-Feb	19-Mar	19-Apr	19-May	19-Jun	19-Jul	19-Aug	19-Sep	19-Oct	19-Nov	19-Dec	20-Jan	20-Feb
21	23	28	25	30	26	26	27	34	23	27	21	17
0.8	0.7	0.9	0.8	1.0	0.8	0.8	0.9	1.1	0.8	0.9	0.7	0.6

	ORI - daily average					Yr avg	Priority 1 only- daily average					Yr avg
	Q1	Q2	Q3	Q4	Q1		Q2	Q3	Q4			
2012	0.5	0.8	0.7	0.6	0.7	2013	0.1	0.2	0.3	0.3	0.2	
2013	0.7	1.2	1.1	0.6	0.9	2013	0.3	0.4	0.5	0.2	0.3	
2014	0.8	1.4	1.6	1.4	1.3	2014	0.3	0.6	0.8	0.9	0.7	
2015	1.4	1.7	1.9	1.4	1.6	2015	0.8	0.7	0.9	0.8	0.8	
2016	1.7	1.6	2.0	2.3	1.9	2016	1.0	1.0	0.9	1.3	1.0	
2017	2.0	2.3	2.8	1.8	2.2	2017	1.2	1.4	1.6	1.0	1.3	
2018	2.1	2.0	2.6	2.2	2.2	2018	1.2	1.1	1.3	1.4	1.3	
2019	1.5	1.5	1.4	1.4	1.5	2019	0.7	0.9	0.9	0.9	0.9	
2020	1.1					2020	0.6					



The following data is from Trinity EMS electronic Patient Care Reports. This data is from calls in all 13 communities Trinity provides service for. Only data from February 2020 opioid related calls are included

Trinity EMS Inc provides EMS services for the following communities in MA: Boxford, Chelmsford, Dunstable, Groveland, Haverhill, Lowell, and Dracut. In NH: Atkinson, Danville, Hampstead, Newton, Plaistow, and Sandown.

Only opiate overdoses that Trinity EMS Inc responded to are included. If someone from one of the communities listed above overdosed in another community not listed, it will not be represented in this data set.

System wide, Trinity treated 60 patients with an opioid related issue in February 2020.

Row Labels	Count of Date
LOWELL	16
(blank)	12
HAVERHILL	11
NORTH BILLERICA	3
TEWKSBURY	2
DRACUT	2
GREENFIELD	2
MERRIMACK	1
FRANKLIN	1
SALEM	1
CENTER OSSIPEE	1
MERRIMAC	1
AMESBURY	1
DUNSTABLE	1
CHELMSFORD	1
EAST HAMPSTEAD	1
KENSINGTON	1
BARRINGTON	1
GROVELAND	1
Grand Total	60