

Overdoses: 108 or 3.6 per day

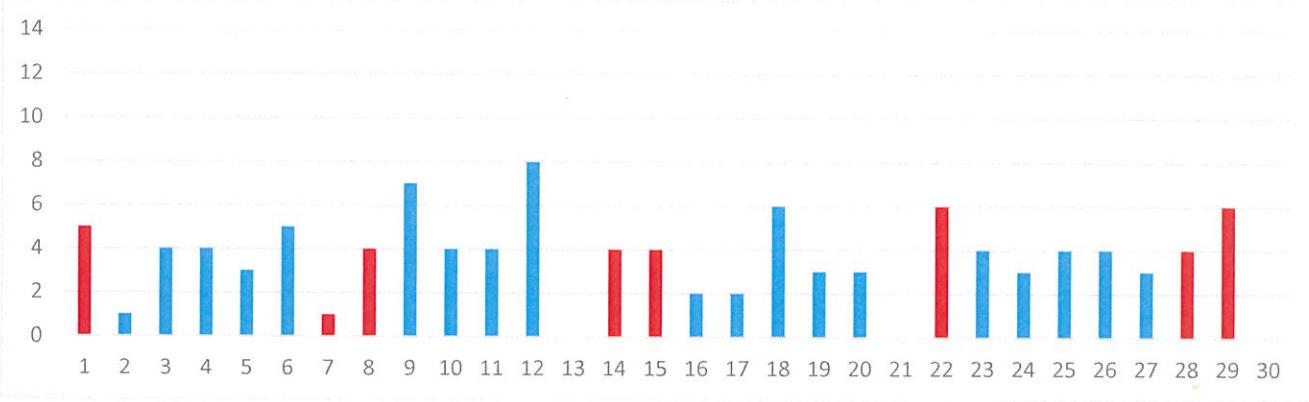
Day of the week:

Day	Mon	Tue	Wed	Thu	Fri	Sat	Sun
Count	14	13	18	18	11	9	25
Average	2.8	3.3	4.5	4.5	2.8	2.3	5.0

108

Day of the month:

Note: Red columns are Saturdays and Sundays



Hour of the day:

0	1	2	3	4	5	6	7	8	9	10	11	12	13	14	15	16	17	18	19	20	21	22	23
4	4	3	2	2	1	4	1	5	4	5	6	2	7	4	9	6	3	6	8	9	4	6	3

108

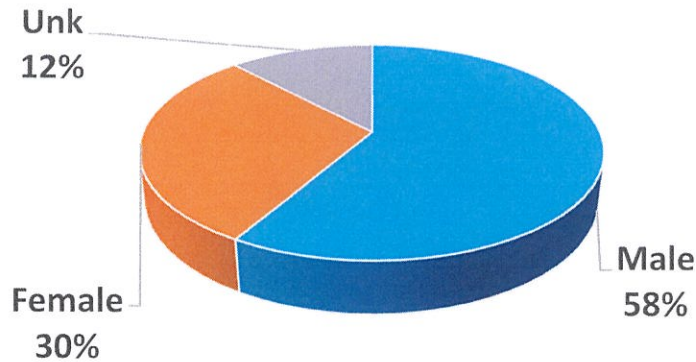
Section of the city:

Neighborhood	Count
Acre	21
Back Central	10
Belvidere	8
Centralville	13
Downtown	23
Highlands	11
Lower Belvidere	1
Lower Highlands	11
Pawtucketville	3
Sacred Heart	4
South Lowell	3

108

Profile of patient

Sex	Count	Avg Age	Range
Female	32	35	2-83
Male	63	37	18-67



Age	#
12 and U	1
13-15	2
16-17	0
18-21	6
22	1
23	6
24	0
25	9
26	2
27	1
28	2
29	2
30	4
31	2
32	2
33	5
34	4
35	4
36	3
37	1
38	3
39	4
40	1
41	2
42	1
43	2
44	0
45	4
46	1
47	0
48	2
49	0
50	7
51-55	5
56-60	0
61-65	4
66-70	1
71 and up	1
Unk	13

19-Nov	19-Dec	20-Jan	20-Feb	20-Mar	20-Apr	20-May	20-Jun	20-Jul	20-Aug	20-Sep	20-Oct	20-Nov
73	95	78	84	75	96	119	96	91	103	126	94	108
2.4	3.1	2.5	2.9	2.4	3.2	3.8	3.2	2.9	3.3	4.2	3.0	3.6



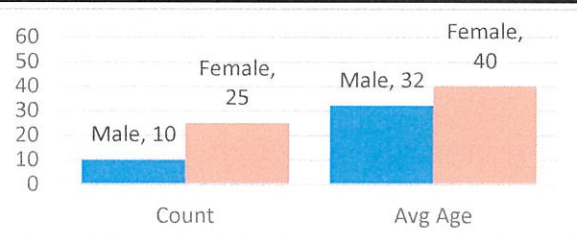
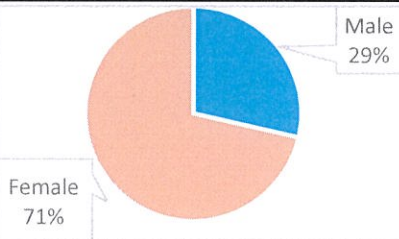
Categorized Opiate Report:

Nov-20

Lowell, MA

Priority of patient

Priority 1	18
Priority 2	6
Priority 3	11

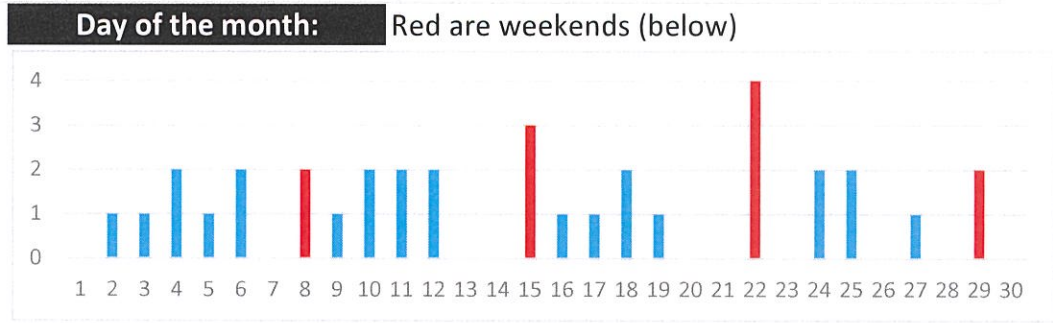


Age

12 and U	0
13-15	0
16-17	0
18-21	1
22	0
23	0
24	0
25	1
26	2
27	0
28	2
29	0
30	2
31	1
32	1
33	2
34	3
35	2
36	2
37	1
38	1
39	2
40	1
41	0
42	1
43	1
44	0
45	1
46	1
47	0
48	0
49	0
50	5
51-55	0
56-60	0
61-65	2
66+	0
Unk	0

Day of the week:

Day	#	Avg
Mon	3	0.6
Tue	6	1.5
Wed	8	2.0
Thu	4	1.0
Fri	3	0.8
Sat	0	0.0
Sun	11	2.2



Hour of the day:

Hour	Count
0	0
1	1
2	1
3	1
4	0
5	0
6	3
7	0
8	3
9	1
10	0
11	3
12	0
13	2
14	1
15	1
16	3
17	1
18	2
19	3
20	4
21	1
22	2
23	1

Location of patient

Location	#
Private Residence	16
Public Location- Inside	1
Public Location- Outside	18
Residential Institution	0

Narcan used by:

Agency	Count
Lowell FD	4
Trinity ALS	0
LGH ALS	3
Park Ranger	0
Lowell PD	2
Trinity BLS	8
Other	5

Narcan doses

Dose	Count
2mg - 8	33
4mg - 3	34
6mg - 1	35
8mg - 3	36

Neighborhood

Acre - 10	Back Central - 6	Belvidere - 1	Centralville - 5	Downtown - 6
Highlands - 2	Lwr Highlands - 3	Sacred Heart - 2		

Home town of pt

Billerica - 1, Dorchester - 1, Dracut - 3, Everett - 1, Hopkinton - 1, Lawrence - 1, Lowell - 23, North Chelmsford - 1, Revere - 1, Unknown - 2

Last 12 months All ORI calls

Month	19-Nov	19-Dec	20-Jan	20-Feb	20-Mar	20-Apr	20-May	20-Jun	20-Jul	20-Aug	20-Sep	20-Oct	20-Nov
Count	36	37	32	31	28	48	57	49	44	41	56	26	35
Avg	1.2	1.2	1.0	1.1	0.9	1.6	1.8	1.6	1.4	1.3	1.9	0.8	1.2

Last 12 months Priority 1 only

Month	19-Nov	19-Dec	20-Jan	20-Feb	20-Mar	20-Apr	20-May	20-Jun	20-Jul	20-Aug	20-Sep	20-Oct	20-Nov
Count	23	27	21	17	19	26	31	25	22	22	27	15	18
Avg	0.8	0.9	0.7	0.6	0.6	0.9	1.0	0.8	0.7	0.7	0.9	0.5	0.6

	ORI - daily average					Yr avg	Priority 1 only- daily average					Yr avg	Age
	Q1	Q2	Q3	Q4			Q1	Q2	Q3	Q4			
2011	0.6	0.6	0.6	0.4	0.7	2011	0.2	0.08	0.1	0.09	0.2	51-55	0
2012	0.5	0.8	0.7	0.6	0.7	2012	0.1	0.2	0.3	0.3	0.2	56-60	0
2013	0.7	1.2	1.1	0.6	0.9	2013	0.3	0.4	0.5	0.2	0.3	61-65	2
2014	0.8	1.4	1.6	1.4	1.3	2014	0.3	0.6	0.8	0.9	0.7	66+	0
2015	1.4	1.7	1.9	1.4	1.6	2015	0.8	0.7	0.9	0.8	0.8	Unk	0
2016	1.7	1.6	2.0	2.3	1.9	2016	1.0	1.0	0.9	1.3	1.0		
2017	2.0	2.3	2.8	1.8	2.2	2017	1.2	1.4	1.6	1.0	1.3		
2018	2.1	2.0	2.6	2.2	2.2	2018	1.2	1.1	1.3	1.4	1.3		
2019	1.5	1.5	1.4	1.4	1.5	2019	0.7	0.9	0.9	0.9	0.9		
2020	1.0	1.7	1.5	1.0		2020	0.6	0.9	0.8	0.5			



The following data is from Trinity EMS electronic Patient Care Reports. This data is from calls in all 13 communities Trinity provides service for. Only data from November 2020 opioid related calls are included

Trinity EMS Inc provides EMS services for the following communities in MA: Boxford, Chelmsford, Dunstable, Groveland, Haverhill, Lowell, and Dracut. In NH: Atkinson, Danville, Hampstead, Newton, Plaistow, and Sandown.

Only opiate overdoses that Trinity EMS Inc responded to are included. If someone from one of the communities listed above overdosed in another community not listed, it will not be represented in this data set.

System wide, Trinity treated 55 patients with an opioid related issue in November 2020.

Row Labels	Count of Date
LOWELL	24
HAVERHILL	8
DRACUT	5
(blank)	4
SALEM	2
BILLERICA	2
REVERE	1
NORTH CHELMSFORD	1
CHELMSFORD	1
DUNSTABLE	1
PELHAM	1
EVERETT	1
GROVELAND	1
LAWRENCE	1
DORCHESTER	1
HOPKINTON	1
Grand Total	55