



FOR 2021 06

	ORIGINAL APPROP	TRANFRS/ ADJSTMTS	REVISED BUDGET	YTD EXPENDED	ENCUMBRANCES	AVAILABLE BUDGET	PCT USED
0010 GENERAL FUND							
1 GENERAL GOVERNMENT							
111 CITY COUNCIL							
01114151 511000 SAL - PERM	230,000	0	230,000	113,104.43	.00	116,895.57	49.2%
01114153 531702 ADVERTISIN	7,000	0	7,000	2,630.45	4,369.97	-.42	100.0%*
121 MAYOR							
01214151 511000 SAL- PERM	49,557	0	49,557	27,242.69	.00	22,314.31	55.0%
01214153 536700 MAYOR PORT	4,000	0	4,000	.00	2,978.00	1,022.00	74.5%
01214154 544400 OFF SUPLIE	1,884	-52	1,832	.00	837.91	993.64	45.7%
01214157 570702 TRN-REI-SE	4,465	0	4,465	580.31	22.70	3,861.99	13.5%
01214157 573404 OPERATIONS	1,900	0	1,900	136.33	488.37	1,275.30	32.9%
123 CITY MANAGER							
01234151 511000 SALARIES -	622,330	0	622,330	238,344.27	.00	383,985.73	38.3%
01234151 514900 SW SKLVINC	1,250,000	0	1,250,000	59,975.72	.00	1,190,024.28	4.8%
01234153 520100 ELECTRICIT	2,457,083	0	2,457,083	1,073,626.89	.00	1,383,456.11	43.7%
01234153 520101 HEAT-GAS	1,254,262	0	1,254,262	387,437.25	.00	866,824.75	30.9%
01234153 520500 REPAIR & M	125	0	125	.00	.00	125.00	.0%
01234153 525100 LEASING EO	1,400	0	1,400	.00	.00	1,400.00	.0%
01234153 525700 MEDICAD RE	50,000	0	50,000	.00	50,000.00	.00	100.0%
01234153 530000 PROFESSION	29,969	0	29,969	1,500.00	.00	28,469.00	5.0%
01234153 531702 ADVERTISIN	1,750	0	1,750	.00	.00	1,750.00	.0%
01234154 544400 OFFICE SUP	5,000	823	5,823	430.99	1,852.04	3,539.89	39.2%
01234157 570400 MASS MUNIC	18,417	0	18,417	16,193.00	680.00	1,544.00	91.6%
01234157 570701 IN-STA TRA	1,000	0	1,000	.00	.00	1,000.00	.0%
01234157 570702 TRANS REIM	5,000	0	5,000	.00	.00	5,000.00	.0%
01234157 570703 CONF-SEM/E	5,000	-500	4,500	.00	3,000.00	1,500.00	66.7%
01234160 572300 OUT OF STA	3,500	0	3,500	.00	.00	3,500.00	.0%
01234170 589166 OFFICE FUR	500	1,000	1,500	.00	1,363.99	136.01	90.9%
01237056 561700 CONTINGENC	557,800	-155,000	402,800	.00	.00	402,800.00	.0%
01237754 540900 DP EQUIP	400	0	400	.00	.00	400.00	.0%
01237757 570401 DUES & SUB	2,006	0	2,006	1,013.00	.00	993.00	50.5%




FOR 2021 06

	ORIGINAL APPROP	TRANFRS/ ADJSTMTS	REVISED BUDGET	YTD EXPENDED	ENCUMBRANCES	AVAILABLE BUDGET	PCT USED
01237951 511000 SALARIES -	113,882	0	113,882	56,908.00	.00	56,974.00	50.0%
01237951 515005 STIPEND	10,000	0	10,000	4,999.92	.00	5,000.08	50.0%
01237953 530002 CONTRACTED	163,431	0	163,431	68,095.00	95,333.00	3.00	100.0%
01237954 545300 MISC-SUPPL	500	0	500	110.00	.00	390.00	22.0%
01237957 570401 DUES & SUB	100	0	100	.00	.00	100.00	.0%
01237975 588200 EQUIPMENT	50,000	0	50,000	11,250.00	15,750.00	23,000.00	54.0%
01237991 598200 T O SCHL D	75,000	0	75,000	.00	.00	75,000.00	.0%
01238153 513000 SW OVERTIM	19,000	0	19,000	1,263.74	.00	17,736.26	6.7%
01238153 525004 PROF AUDIT	240,000	0	240,000	114,606.39	114,626.36	10,767.25	95.5%
01238153 530210 REPERTORY	25,000	0	25,000	.00	.00	25,000.00	.0%
01238153 531700 MARKETING	164,833	1,184	166,017	30,590.38	27,262.31	108,164.39	34.8%
01238153 535903 LOWELL FES	76,667	0	76,667	21,188.60	2,223.15	53,255.25	30.5%
<hr/> 124 CULTURAL AFFAIRS/SPEC EVENTS							
01244151 511000 SW PERM	108,721	0	108,721	54,604.28	.00	54,116.72	50.2%
<hr/> 133 FINANCE DEPT							
01334151 511000 SW PERM	250,722	0	250,722	145,991.47	.00	104,730.53	58.2%
01334154 544400 OFFICE SUP	1,400	0	1,400	.00	.00	1,400.00	.0%
<hr/> 135 CITY AUDITING							
01354151 511000 SALARIES -	497,549	0	497,549	241,916.15	.00	255,632.85	48.6%
01354153 525005 INDEPENDEN	52,000	0	52,000	.00	50,000.00	2,000.00	96.2%
01354153 525100 L EOP&SVC	2,300	0	2,300	1,146.00	1,146.00	8.00	99.7%
01354154 541700 FORMS & SU	4,750	0	4,750	3,373.12	382.95	993.93	79.1%
01354157 570500 LIC & FEES	200	0	200	.00	.00	200.00	.0%
01354157 570701 IN-STA TRA	1,400	0	1,400	.00	.00	1,400.00	.0%
01354257 571904 I PREM-BON	100	0	100	.00	.00	100.00	.0%
<hr/> 138 PURCHASING							
01384151 511000 SALARIES -	248,898	0	248,898	121,135.27	.00	127,762.73	48.7%
01384151 514800 SW LONG	306	0	306	305.20	.00	.80	99.7%
01384153 520500 REPAIR & M	500	-40	460	.00	101.98	358.02	22.2%
01384153 531702 ADVERTISIN	14,875	0	14,875	6,597.25	8,277.75	.00	100.0%
01384153 531800 PRINTING	150	0	150	.00	.00	150.00	.0%
01384154 544400 OFFICE SUP	1,875	0	1,875	430.58	157.71	1,286.71	31.4%



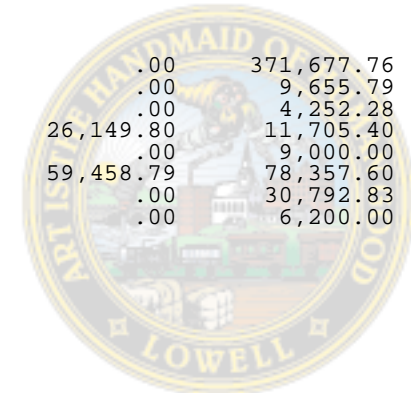
FOR 2021 06

	ORIGINAL APPROP	TRANFRS/ ADJSTMTS	REVISED BUDGET	YTD EXPENDED	ENCUMBRANCES	AVAILABLE BUDGET	PCT USED
01384157 570401 DUES & SUB	318	40	358	337.00	.00	21.00	94.1%
01384157 570702 TRANS REIM	778	0	778	570.00	.00	208.00	73.3%
<hr/> 141 ASSESSORS <hr/>							
01414151 511000 SALARIES -	535,044	0	535,044	242,982.66	.00	292,061.34	45.4%
01414151 514800 S & W LONG	360	0	360	.00	.00	360.00	.0%
01414153 520500 REPAIR & M	2,000	0	2,000	445.95	177.51	1,376.54	31.2%
01414153 530010 APPRAISALS	10,000	0	10,000	.00	.00	10,000.00	.0%
01414153 530022 PROF SERVI	24,300	0	24,300	.00	.00	24,300.00	.0%
01414153 531702 ADVERTISIN	782	0	782	.00	.00	782.00	.0%
01414153 531800 PRINTING	1,000	0	1,000	174.00	.00	826.00	17.4%
01414154 540900 DATA PROC-	800	0	800	.00	.00	800.00	.0%
01414154 544400 OFFICE SUP	1,500	0	1,500	426.12	.00	1,073.88	28.4%
01414157 531904 TUITN REIM	1,000	0	1,000	320.00	.00	680.00	32.0%
01414157 570401 DUES & SUB	2,000	0	2,000	420.00	.00	1,580.00	21.0%
01414157 570702 TRANS REIM	10,000	0	10,000	3,850.00	.00	6,150.00	38.5%
01414157 573400 MISCELLANE	700	0	700	350.00	.00	350.00	50.0%
01414170 589166 OFFICE FUR	700	700	1,400	859.95	.00	540.05	61.4%
01414253 520704 D-PRC-S-PR	568	50	618	399.73	.00	218.22	64.7%
01414253 525100 L EQP&SVC	1,704	0	1,704	852.00	852.00	.00	100.0%
<hr/> 145 TREASURER <hr/>							
01454151 511000 SALARIES -	614,782	0	614,782	266,321.39	.00	348,460.61	43.3%
01454153 520500 REPAIR & M	1,500	0	1,500	1,394.00	.00	106.00	92.9%
01454153 530000 PROFESSION	30,000	0	30,000	12,675.44	.00	17,324.56	42.3%
01454153 530028 BOND COUNS	22,000	0	22,000	8,708.04	.00	13,291.96	39.6%
01454153 536900 POSTAGE	172,700	0	172,700	100,873.33	590.72	71,235.95	58.8%
01454154 544400 OFFICE SUP	5,000	0	5,000	2,003.55	290.36	2,706.09	45.9%
01454157 570401 DUES & SUB	150	0	150	140.00	.00	10.00	93.3%
01454157 570704 TRAN REIMB	1,000	0	1,000	.00	.00	1,000.00	.0%
01454157 573400 TAX TITLE	58,800	0	58,800	7,770.00	.00	51,030.00	13.2%
01454256 561300 NO. MIDDLE	34,530	0	34,530	34,528.94	.00	1.06	100.0%
01457753 525100 L EQP&SVC	6,500	0	6,500	2,109.04	.00	4,390.96	32.4%
01458156 561500 GR LOWELL	9,215,301	0	9,215,301	5,529,180.00	.00	3,686,121.00	60.0%
01459657 571904 INS. PREMI	4,000	0	4,000	1,500.00	.00	2,500.00	37.5%
01459871 598010 OVERLAY	1,000,000	0	1,000,000	.00	.00	1,000,000.00	.0%
01459871 598100 PY DEFIC	217,000	0	217,000	.00	.00	217,000.00	.0%
<hr/> 151 LAW DEPARTMENT <hr/>							
01514151 511000 SW PERM	1,207,867	0	1,207,867	516,543.00	.00	691,324.00	42.8%




FOR 2021 06

	ORIGINAL APPROP	TRANFRS/ ADJSTMTS	REVISED BUDGET	YTD EXPENDED	ENCUMBRANCES	AVAILABLE BUDGET	PCT USED
01514151 514800 S & W LONG	550	0	550	.00	.00	550.00	.0%
01514153 520500 REPAIR & M	5,500	0	5,500	2,246.03	2,337.93	916.04	83.3%
01514153 525002 LEGAL & FI	6,000	0	6,000	1,816.65	.00	4,183.35	30.3%
01514153 525003 LEGAL RESE	2,000	0	2,000	74.50	125.50	1,800.00	10.0%
01514153 530000 PROFESSION	150,000	60,000	210,000	52,166.49	134,375.34	23,458.17	88.8%
01514153 531800 PRINTING	1,000	0	1,000	.00	89.00	911.00	8.9%
01514154 541602 RESEARCH M	37,000	0	37,000	13,461.56	20,259.44	3,279.00	91.1%
01514154 544400 OFFICE SUP	2,000	0	2,000	1,008.82	248.60	742.58	62.9%
01514157 570401 DUES & SUB	4,000	0	4,000	3,103.00	850.00	47.00	98.8%
01514157 570702 TRANS REIM	10,000	0	10,000	1,540.05	.00	8,459.95	15.4%
01514163 576001 COURT JUDG	175,000	0	175,000	.00	.00	175,000.00	.0%
01514170 589166 OFFICE FUR	1,001	0	1,001	.00	.00	1,001.00	.0%
01514257 571903 INS.PREM-O	100	0	100	100.00	.00	.00	100.0%
01514757 573000 CLAIMS (LA	199,999	0	199,999	105,042.41	.00	94,956.59	52.5%
01514857 573001 CLM-LW-P/F	250,000	0	250,000	162,719.37	.00	87,280.63	65.1%
01517057 573002 LAW-CLAIM-	150,000	0	150,000	82,230.90	.00	67,769.10	54.8%
<hr/> 152 HUMAN RELATIONS (HRMS)							
01524151 511000 SALARIES -	329,598	0	329,598	158,049.77	.00	171,548.23	48.0%
01524151 514800 S & W LONG	149	0	149	.00	.00	149.00	.0%
01524153 520607 DRUG PROGR	24,060	0	24,060	.00	.00	24,060.00	.0%
01524153 525200 ECONOMIC/P	1,250	0	1,250	.00	.00	1,250.00	.0%
01524153 530000 PROFESSION	6,000	0	6,000	.00	.00	6,000.00	.0%
01524153 530103 PRE-EMPLOY	10,500	0	10,500	1,105.00	1,395.00	8,000.00	23.8%
01524153 531702 ADVERTISIN	3,000	0	3,000	.00	.00	3,000.00	.0%
01524153 531800 PRINTING	1,500	0	1,500	.00	.00	1,500.00	.0%
01524154 544400 OFFICE SUP	650	0	650	307.30	.00	342.70	47.3%
01524157 570401 DUES & SUB	550	0	550	.00	.00	550.00	.0%
01524157 570702 TRANS REIM	250	0	250	.00	.00	250.00	.0%
01524157 573400 MISCELLANE	251	0	251	31.14	.00	219.86	12.4%
<hr/> 155 M.I.S. DEPARTMENT							
01554151 511000 SALARIES -	710,571	0	710,571	338,893.24	.00	371,677.76	47.7%
01554151 512000 SW TEMP	18,283	0	18,283	8,627.21	.00	9,655.79	47.2%
01554151 513000 SWOVERT	6,500	0	6,500	2,247.72	.00	4,252.28	34.6%
01554153 520500 REPAIR & M	69,000	0	69,000	31,144.80	26,149.80	11,705.40	83.0%
01554153 520704 DATA PROCE	9,000	0	9,000	.00	.00	9,000.00	.0%
01554153 525100 LEASING EQ	195,429	0	195,429	57,612.61	59,458.79	78,357.60	59.9%
01554153 530000 PROFESSION	33,012	0	33,012	2,219.17	.00	30,792.83	6.7%
01554153 530108 EMP TRAING	11,000	0	11,000	4,800.00	.00	6,200.00	43.6%




FOR 2021 06

	ORIGINAL APPROP	TRANFRS/ ADJSTMTS	REVISED BUDGET	YTD EXPENDED	ENCUMBRANCES	AVAILABLE BUDGET	PCT USED
<u>01554154 540900 DATA PROC-</u>	38,165	0	38,165	6,074.11	25,200.89	6,890.00	81.9%
<u>01554154 541000 COMPUTER E</u>	108,000	0	108,000	5,716.85	5,024.46	97,258.69	9.9%
<u>01554154 544400 OFFICE SUP</u>	3,102	0	3,102	314.66	86.15	2,701.19	12.9%
<u>01554157 570100 SOFTWARE L</u>	711,790	272,000	983,790	249,087.13	216,051.56	518,650.87	47.3%
157 MESSENGER'S							
<u>01574152 520100 UTILITY EL</u>	286,922	0	286,922	121,554.17	.00	165,367.83	42.4%
<u>01574152 520101 HEAT-GAS</u>	129,000	0	129,000	20,181.04	.00	108,818.96	15.6%
158 TELEPHONE EXCHANGE							
<u>01584153 530000 PROFESSION</u>	125,855	0	125,855	44,030.71	34,270.47	47,553.82	62.2%
161 CITY CLERK							
<u>01614151 511000 SALARIES -</u>	433,745	0	433,745	182,524.93	.00	251,220.07	42.1%
<u>01614153 520500 REPAIR & M</u>	690	0	690	.00	.00	690.00	.0%
<u>01614153 530000 PROFESSION</u>	27,000	0	27,000	2,467.80	.00	24,532.20	9.1%
<u>01614153 531800 PRINTING</u>	500	0	500	.00	.00	500.00	.0%
<u>01614154 544400 OFFICE SUP</u>	3,175	0	3,175	646.63	.00	2,528.37	20.4%
<u>01614157 570401 DUES & SUB</u>	2,550	0	2,550	.00	.00	2,550.00	.0%
<u>01617754 541000 COMPUTER E</u>	4,636	0	4,636	1,194.00	1,194.00	2,248.00	51.5%
162 ELECTIONS							
<u>01624151 511000 SALARIES -</u>	81,988	0	81,988	52,778.60	.00	29,209.40	64.4%
<u>01624151 512000 S & W TEMP</u>	175,000	0	175,000	140,477.17	.00	34,522.83	80.3%
<u>01624151 513000 OVERTIME</u>	14,001	0	14,001	677.48	.00	13,323.52	4.8%
<u>01624153 530000 PROFESSION</u>	44,000	0	44,000	10,235.00	600.00	33,165.00	24.6%
<u>01624153 531800 PRINTING</u>	15,000	0	15,000	.00	.00	15,000.00	.0%
<u>01624153 531802 CENSUS FOR</u>	20,000	0	20,000	.00	.00	20,000.00	.0%
<u>01624153 536900 POSTAGE</u>	18,600	0	18,600	.00	240.00	18,360.00	1.3%
<u>01624154 540500 VOTING MAC</u>	18,500	0	18,500	6,598.00	10,500.00	1,402.00	92.4%
<u>01624154 544400 OFFICE SUP</u>	13,068	0	13,068	10,120.41	815.86	2,131.73	83.7%
182 PLANNING & DEVELOPMENT							
<u>01824151 511000 SALARIES -</u>	1,582,500	0	1,582,500	701,903.37	.00	880,596.63	44.4%




FOR 2021 06

	ORIGINAL APPROP	TRANFRS/ ADJSTMTS	REVISED BUDGET	YTD EXPENDED	ENCUMBRANCES	AVAILABLE BUDGET	PCT USED
01824151 512000 S & W TEMP	5,000	0	5,000	.00	.00	5,000.00	.0%
01824151 513000 SWOVERT	20,000	0	20,000	8,015.75	.00	11,984.25	40.1%
01824151 514800 S & W LONG	652	0	652	.00	.00	652.00	.0%
01824153 520200 TELEPHONE	22,000	0	22,000	4,578.36	3,221.65	14,199.99	35.5%
01824153 520500 REPAIR & M	500	0	500	.00	.00	500.00	.0%
01824153 525100 LEASING EQ	5,676	0	5,676	2,032.00	2,202.00	1,442.00	74.6%
01824153 530000 PROFESSION	13,300	0	13,300	3,170.00	2,580.00	7,550.00	43.2%
01824153 530066 SEALER	44,000	0	44,000	.00	.00	44,000.00	.0%
01824153 530067 HOMECONT	2,500	0	2,500	.00	.00	2,500.00	.0%
01824153 530068 UML WS	750	0	750	.00	.00	750.00	.0%
01824153 531702 ADVERTISIN	7,500	0	7,500	1,410.03	839.97	5,250.00	30.0%
01824153 531800 PRINTING	2,500	0	2,500	142.00	33.00	2,325.00	7.0%
01824154 544400 OFFICE SUP	10,000	0	10,000	3,035.01	1,438.35	5,526.64	44.7%
01824154 545500 UNF-O CLOT	1,500	0	1,500	.00	.00	1,500.00	.0%
01824157 570401 DUES & SUB	2,500	0	2,500	1,320.00	.00	1,180.00	52.8%
01824157 570700 TRAN MO AL	55,000	0	55,000	25,900.00	.00	29,100.00	47.1%
01824157 570702 TRANS REIM	11,800	0	11,800	1,392.08	.00	10,407.92	11.8%
01824157 570705 BLD INS	5,000	0	5,000	2,158.44	.00	2,841.56	43.2%
01824157 571800 EDUC REIMB	5,000	0	5,000	.00	.00	5,000.00	.0%
01824157 573400 MISCELLANE	5,000	0	5,000	56.35	385.54	4,558.11	8.8%
01824170 588401 TRAFFIC IM	0	40,000	40,000	10,250.00	14,674.87	15,075.13	62.3%
01824170 589166 OFFICE FUR	1,500	0	1,500	987.00	.00	513.00	65.8%
01824175 588508 CAPITAL IM	750	0	750	.00	.00	750.00	.0%
220 FIRE							
02204175 582500 IMPRV BLGS	4,000	0	4,000	75.96	824.04	3,100.00	22.5%
02204253 520507 R&M-BLDGS	5,000	500	5,500	1,857.77	421.23	3,221.00	41.4%
02204354 543100 CUSTDL-SUP	7,000	0	7,000	3,571.75	1,469.02	1,959.23	72.0%
400 DPW GENERAL							
04007951 511000 SALARIES -	1,856,076	-1,000	1,855,076	863,476.98	.00	991,599.02	46.5%
04007951 513000 SW OVERTIM	125,000	0	125,000	44,280.89	.00	80,719.11	35.4%
2 PUBLIC SAFETY							
210 POLICE							
02104151 511000 SAL PERM	26,920,737	0	26,920,737	12,408,483.76	.00	14,512,253.24	46.1%




FOR 2021 06

	ORIGINAL APPROP	TRANFRS/ ADJSTMTS	REVISED BUDGET	YTD EXPENDED	ENCUMBRANCES	AVAILABLE BUDGET	PCT USED
02104151 512000 S&W TEMP	15,000	0	15,000	7,736.03	.00	7,263.97	51.6%
02104151 513000 OT	900,000	0	900,000	443,788.55	.00	456,211.45	49.3%
02104151 514000 S&W HOL	445,695	0	445,695	167,752.54	.00	277,942.46	37.6%
02104151 514100 SPEC HOL	25,000	0	25,000	25,608.67	.00	-608.67	102.4%*
02104151 514300 SW SHIFT	44,570	0	44,570	18,467.03	.00	26,102.97	41.4%
02104151 514800 S&W LONG	2,754	0	2,754	294.16	.00	2,459.84	10.7%
02104151 515000 COURT TIME	470,000	-5,000	465,000	77,255.95	.00	387,744.05	16.6%
02104151 515001 SW P-ALLOW	16,800	0	16,800	52.00	.00	16,748.00	.3%
02104151 515003 COMP TIME	90,000	0	90,000	17,160.63	.00	72,839.37	19.1%
02104151 515004 K-9 STIPEN	53,186	0	53,186	22,494.88	.00	30,691.12	42.3%
02104151 515006 PROF SRV	24,000	0	24,000	12,000.00	12,000.00	.00	100.0%
02104151 515600 SW OOGRADE	35,000	0	35,000	18,657.26	.00	16,342.74	53.3%
02104151 515800 Phys Fit	194,000	0	194,000	.00	.00	194,000.00	.0%
02104151 518501 BB SICK	125,000	0	125,000	.00	.00	125,000.00	.0%
02104151 519300 UNIF ALLOW	72,000	19,350	91,350	31,412.05	8,565.26	51,372.69	43.8%
02104151 519800 UNIF TRAF	6,000	0	6,000	.00	.00	6,000.00	.0%
02104153 520500 RM EQUIP	106,008	0	106,008	44,189.21	11,684.32	50,134.47	52.7%
02104153 520504 RM VEH	105,000	0	105,000	47,006.09	28,434.68	29,559.23	71.8%
02104153 520512 R&M COMPT	247,226	-750	246,476	134,641.59	60,445.29	51,389.12	79.2%
02104153 520515 POL JAIL	13,000	0	13,000	3,034.65	430.08	9,535.27	26.7%
02104153 521900 HEP SHOTS	600	0	600	.00	.00	600.00	.0%
02104153 522300 AML CNTRLX	9,000	0	9,000	1,139.14	2,568.33	5,292.53	41.2%
02104153 522400 K-9 EXP	8,000	0	8,000	1,041.11	614.36	6,344.53	20.7%
02104153 522600 POL RNT SB	85,000	0	85,000	40,762.23	33,812.80	10,424.97	87.7%
02104153 522800 PT MTR DIV	30,000	0	30,000	2,093.93	22,185.00	5,721.07	80.9%
02104153 524000 RENT EQUIP	7,450	0	7,450	1,969.81	2,297.03	3,183.16	57.3%
02104153 530020 KENNEL SVC	27,000	0	27,000	14,128.89	3,999.30	8,871.81	67.1%
02104153 530100 PSYCH EXAM	26,000	0	26,000	2,000.00	10,848.11	13,151.89	49.4%
02104153 530105 TR/EVAL PR	20,000	750	20,750	6,965.11	13,784.89	.00	100.0%
02104153 531704 CDMA	90,000	0	90,000	49,772.35	30,056.49	10,171.16	88.7%
02104154 542100 FD SEV SUP	12,000	0	12,000	4,710.00	6,190.00	1,100.00	90.8%
02104154 542300 GAS OIL	255,339	0	255,339	109,039.84	22,100.09	124,199.07	51.4%
02104154 543300 GAR SUPP	80,000	0	80,000	24,619.66	21,068.53	34,311.81	57.1%
02104154 544400 OFF SUPP	5,000	0	5,000	4,468.07	492.88	39.05	99.2%
02104154 545300 MISC SUPP	5,000	0	5,000	1,559.19	1,397.97	2,042.84	59.1%
02104157 530039 LEGAL DFUN	72,125	0	72,125	22,625.00	23,125.00	26,375.00	63.4%
02104157 570401 DUES & SUB	9,000	0	9,000	610.00	265.00	8,125.00	9.7%
02104157 570701 IN ST TRAV	2,000	0	2,000	453.66	1,272.00	274.34	86.3%
02104157 571400 NMC LAW	5,500	0	5,500	5,500.00	.00	.00	100.0%
02104157 573400 MISC CHRGE	15,000	0	15,000	3,755.36	2,873.13	8,371.51	44.2%
02104170 589108 POL DIVE	2,197	0	2,197	2,015.66	180.00	1.34	99.9%
02104170 589116 POLICE CAR	146,073	0	146,073	.00	.00	146,073.00	.0%
02104170 589117 POL PHOTO	2,500	0	2,500	515.68	49.46	1,934.86	22.6%
02104170 589118 POL EQUIP	35,000	0	35,000	4,004.20	.00	30,995.80	11.4%




FOR 2021 06

	ORIGINAL APPROP	TRANFRS/ ADJSTMTS	REVISED BUDGET	YTD EXPENDED	ENCUMBRANCES	AVAILABLE BUDGET	PCT USED
02104170 589140 PORT RADIO	15,930	0	15,930	.00	.00	15,930.00	.0%
02104170 589166 OFF FU & E	5,000	0	5,000	.00	.00	5,000.00	.0%
02104257 571903 INS.PREM-O	17,600	0	17,600	.00	.00	17,600.00	.0%
02104357 570102 HRDW SOFTW	111,857	0	111,857	111,857.00	.00	.00	100.0%
220 FIRE							
02204151 511000 SAL PERM	17,485,434	-30,000	17,455,434	8,266,897.42	.00	9,188,536.58	47.4%
02204151 511605 APPDET/PAY	41,200	0	41,200	16,536.00	.00	24,664.00	40.1%
02204151 513000 OT	750,000	30,000	780,000	238,252.85	.00	541,747.15	30.5%
02204151 513007 OVERTIME	15,914	0	15,914	.00	.00	15,914.00	.0%
02204151 513200 S&W OT HOL	237,522	-1,000	236,522	110,440.39	.00	126,081.61	46.7%
02204151 514000 S&W HOL	1,115,803	1,000	1,116,803	537,056.06	.00	579,746.94	48.1%
02204151 514800 S&W LONG	7,000	0	7,000	1,611.24	.00	5,388.76	23.0%
02204151 515000 COURT TIME	2,200	0	2,200	.00	.00	2,200.00	.0%
02204151 515600 OOG COMP	148,853	0	148,853	60,305.19	.00	88,547.81	40.5%
02204151 515700 HAZ MAT CO	35,000	0	35,000	-1,722.62	.00	36,722.62	-4.9%
02204151 518500 BB VAC IOD	75,000	0	75,000	23,865.96	.00	51,134.04	31.8%
02204151 571801 ED INCENT	6,500	0	6,500	5,610.00	.00	890.00	86.3%
02204152 520100 UTIL ELECT	39,000	0	39,000	22,380.76	.00	16,619.24	57.4%
02204152 520101 UTIL HT&G	62,000	0	62,000	10,168.12	.00	51,831.88	16.4%
02204153 520500 RPR MTN EQ	10,000	-500	9,500	.00	2,000.00	7,500.00	21.1%
02204153 520504 RPR MTN VE	150,000	0	150,000	62,617.29	43,482.88	43,899.83	70.7%
02204153 521400 HAZ WT COL	6,500	0	6,500	700.00	1,400.00	4,400.00	32.3%
02204153 523700 LADDER TST	6,500	0	6,500	.00	.00	6,500.00	.0%
02204153 525006 HTH & SAFE	35,000	0	35,000	4,886.39	10,887.61	19,226.00	45.1%
02204153 530000 PROF SERV	1,500	0	1,500	.00	150.00	1,350.00	10.0%
02204153 530014 P-SV-EMT-A	8,000	0	8,000	.00	.00	8,000.00	.0%
02204153 530059 CodeRED	10,100	0	10,100	.00	.00	10,100.00	.0%
02204153 530060 CELL SERV	6,000	0	6,000	636.47	263.53	5,100.00	15.0%
02204153 530072 Alarm Moni	69,192	0	69,192	34,596.00	17,298.00	17,298.00	75.0%
02204153 530101 PRE R PHYS	10,000	0	10,000	671.00	589.00	8,740.00	12.6%
02204153 530105 TRAIN EVAL	10,000	0	10,000	2,704.86	2,978.64	4,316.50	56.8%
02204153 531800 PRINT BIND	2,300	0	2,300	.00	400.00	1,900.00	17.4%
02204154 540800 FIRE SUPP	25,000	0	25,000	298.00	502.00	24,200.00	3.2%
02204154 540801 LEPC	12,500	7,500	20,000	11,712.19	1,256.19	7,031.62	64.8%
02204154 541000 CMP EQ/SOF	25,000	0	25,000	10,232.18	6,761.74	8,006.08	68.0%
02204154 541800 MED SUR SP	28,000	-7,500	20,500	255.58	1,720.46	18,523.96	9.6%
02204154 542300 GAS OIL SP	95,000	0	95,000	26,006.82	68,993.18	.00	100.0%
02204154 542500 TIRES TUBE	20,000	0	20,000	2,889.18	8,610.82	8,500.00	57.5%
02204154 543600 HARD SUPP	1,500	0	1,500	387.96	556.54	555.50	63.0%
02204154 544400 OFF SUPP	2,000	0	2,000	599.34	681.37	719.29	64.0%
02204157 570401 DUES & SUB	5,650	0	5,650	3,749.50	550.00	1,350.50	76.1%



FOR 2021 06

	ORIGINAL APPROP	TRANFRS/ ADJSTMTS	REVISED BUDGET	YTD EXPENDED	ENCUMBRANCES	AVAILABLE BUDGET	PCT USED
<u>02204157 570701 IN ST TRAV</u>	1,000	0	1,000	60.00	.00	940.00	6.0%
<u>02204157 571800 ED REIMB</u>	5,000	0	5,000	.00	.00	5,000.00	.0%
<u>02204170 589107 UPGR RADIO</u>	10,000	0	10,000	.00	572.03	9,427.97	5.7%
<u>02204170 589109 OTH EQUIP</u>	7,500	0	7,500	.00	100.00	7,400.00	1.3%
<u>02204170 589119 AIR TANKS</u>	21,340	0	21,340	3,916.00	1,724.00	15,700.00	26.4%
<u>02204170 589127 4"HOSE & H</u>	15,000	0	15,000	.00	6,090.00	8,910.00	40.6%
<u>02204170 589166 OFF FURN</u>	3,000	0	3,000	145.00	.00	2,855.00	4.8%
<u>02204170 589179 RR APPAREL</u>	75,000	0	75,000	2,207.00	3,338.00	69,455.00	7.4%
<u>02204257 571903 INS.PREM-O</u>	15,000	0	15,000	.00	.00	15,000.00	.0%
<hr/> 240 INSPECTION SERVICE							
<u>02404151 511000 SALARIES -</u>	1,233,576	0	1,233,576	584,343.65	.00	649,232.35	47.4%
<hr/> 3 EDUCATION							
<hr/> 000 VARIOUS							
<u>99850000 511000 SW PERM</u>	2,411,000	0	2,411,000	853,462.14	.00	1,557,537.86	35.4%
<hr/> 001 CARDINAL O'CONNELL SCHOOL							
<u>90110103 512958 PARAPROFES</u>	266,400	0	266,400	22,494.06	.00	243,905.94	8.4%
<u>90110106 512903 TEACHERSAL</u>	368,720	0	368,720	129,363.28	.00	239,356.72	35.1%
<u>90110106 512958 PARAPROSAL</u>	299,700	0	299,700	140,374.13	.00	159,325.87	46.8%
<u>90110112 544400 GENSUPEXP</u>	1,307	4,000	5,307	1,437.63	3,266.58	602.99	88.6%
<u>90110903 512903 SW FSCTEAC</u>	419,000	0	419,000	100,022.14	.00	318,977.86	23.9%
<u>90111003 512903 TEACHERSAL</u>	0	67,519	67,519	22,073.63	.00	45,445.77	32.7%
<u>90112803 512903 TEACHERSAL</u>	0	59,423	59,423	19,426.79	.00	39,996.21	32.7%
<u>90128103 512135 SOCIALWORK</u>	0	43,335	43,335	8,367.92	.00	34,967.36	19.3%
<u>90137001 530002 CONTR SVC</u>	5,346	0	5,346	.00	.00	5,346.00	.0%
<u>90141103 512902 SECCLERSAL</u>	47,892	0	47,892	20,965.69	.00	26,926.69	43.8%
<u>90141106 530002 CONTSERV</u>	5,136	0	5,136	.00	1,000.00	4,136.00	19.5%
<u>90147103 512960 SWNICUSTOD</u>	42,456	0	42,456	23,536.01	.00	18,920.19	55.4%
<hr/> 002 BAILEY SCHOOL							
<u>90210103 512903 TEACHERSAL</u>	1,340,800	0	1,340,800	455,656.74	.00	885,143.26	34.0%



FOR 2021 06


	ORIGINAL APPROP	TRANFRS/ ADJSTMTS	REVISED BUDGET	YTD EXPENDED	ENCUMBRANCES	AVAILABLE BUDGET	PCT USED
90210103 512958 PARAPROSAL	299,700	0	299,700	97,513.51	.00	202,186.49	32.5%
90210104 512301 SW STRAIN	60,480	0	60,480	7,687.50	.00	52,792.50	12.7%
90210106 512903 TEACHERSAL	586,600	0	586,600	218,003.16	.00	368,596.84	37.2%
90210106 512958 PARAPROSAL	299,700	0	299,700	83,023.35	.00	216,676.65	27.7%
90210109 512903 TEACHERSAL	167,600	0	167,600	29,369.03	.00	138,230.97	17.5%
90210112 544400 GENSUPEXP	17,000	6,135	23,135	6,852.00	204.00	16,078.94	30.5%
90210124 541000 TECHNO EXP	13,000	0	13,000	.00	.00	13,000.00	.0%
90210803 512903 TEACHERSAL	335,200	0	335,200	137,806.38	.00	197,393.62	41.1%
90210903 512903 TEACHERSAL	83,800	0	83,800	28,974.12	.00	54,825.88	34.6%
90211003 512903 TEACHERSAL	83,800	0	83,800	29,980.86	.00	53,819.14	35.8%
90212003 512903 SW FSCTEAC	83,800	0	83,800	29,216.20	.00	54,583.80	34.9%
90212603 512903 TEACHERSAL	83,800	0	83,800	28,455.96	.00	55,344.04	34.0%
90212803 512903 TEACHERSAL	83,800	0	83,800	23,998.13	.00	59,801.87	28.6%
90212903 512903 SW FSCTEAC	83,800	0	83,800	25,923.30	.00	57,876.70	30.9%
90237002 530002 CONTR SVC	6,025	0	6,025	3,030.00	.00	2,995.00	50.3%
90241103 512101 PRINOFFSAL	126,693	0	126,693	48,309.07	.00	78,383.79	38.1%
90241103 512102 PRINOFFSAL	117,071	0	117,071	42,627.74	.00	74,442.85	36.4%
90241103 512902 SECCLERSAL	47,892	0	47,892	22,710.51	.00	25,181.87	47.4%
90247103 512960 SWNICUSTOD	127,369	0	127,369	78,953.05	.00	48,415.55	62.0%

012 MCAVINNUE SCHOOL

91210103 512903 TEACHERSAL	1,340,800	0	1,340,800	424,441.45	.00	916,358.55	31.7%
91210103 512958 PARAPROSAL	299,700	0	299,700	89,262.24	.00	210,437.76	29.8%
91210106 512903 TEACHERSAL	586,600	0	586,600	196,520.08	.00	390,079.92	33.5%
91210106 512958 PARAPROSAL	299,700	0	299,700	61,996.19	.00	237,703.81	20.7%
91210109 512903 TEACHERSAL	251,400	0	251,400	78,856.64	.00	172,543.36	31.4%
91210112 544400 GENSUPEXP	15,000	4,910	19,910	10,605.87	3,270.25	6,033.77	69.7%
91210124 541000 TECHNO EXP	15,000	0	15,000	.00	5,769.25	9,230.75	38.5%
91210803 512903 TEACHERSAL	335,200	0	335,200	110,775.57	.00	224,424.43	33.0%
91210903 512903 TEACHERSAL	83,800	0	83,800	28,948.28	.00	54,851.72	34.5%
91211003 512903 TEACHERSAL	83,800	0	83,800	24,328.55	.00	59,471.45	29.0%
91212003 512903 SW FSCTEAC	83,800	0	83,800	28,187.19	.00	55,612.81	33.6%
91212603 512903 TEACHERSAL	83,800	0	83,800	27,088.65	.00	56,711.35	32.3%
91212803 512903 TEACHERSAL	83,800	0	83,800	27,088.66	.00	56,711.34	32.3%
91212903 512903 SW FSCTEAC	83,800	0	83,800	28,187.19	.00	55,612.81	33.6%
91237012 530002 CONTR SVC	15,000	0	15,000	4,260.00	.00	10,740.00	28.4%
91241103 512101 PRINOFFSAL	126,693	0	126,693	42,019.26	.00	84,673.60	33.2%
91241103 512102 PRINOFFSAL	117,071	0	117,071	42,148.65	.00	74,921.94	36.0%
91241103 512902 SECCLERSAL	47,892	0	47,892	22,093.22	.00	25,799.16	46.1%
91241106 530002 CONTSERV	13,803	0	13,803	.00	.00	13,803.00	.0%
91247103 512960 SWNICUSTOD	127,369	0	127,369	80,011.22	.00	47,357.38	62.8%

015 GREENHALGE SCHOOL

91510103 512903 TEACHERSAL	1,424,600	0	1,424,600	444,280.33	.00	980,319.67	31.2%
--	-----------	---	-----------	------------	-----	------------	-------




FOR 2021 06

	ORIGINAL APPROP	TRANFRS/ ADJSTMTS	REVISED BUDGET	YTD EXPENDED	ENCUMBRANCES	AVAILABLE BUDGET	PCT USED
91510103 512958 PARAPROSAL	299,700	0	299,700	101,535.02	.00	198,164.98	33.9%
91510106 512903 TEACHERSAL	670,400	0	670,400	170,858.92	.00	499,541.08	25.5%
91510106 512958 PARAPROSAL	399,600	0	399,600	114,577.03	.00	285,022.97	28.7%
91510109 512903 TEACHERSAL	251,400	0	251,400	46,660.58	.00	204,739.42	18.6%
91510112 544400 GENSUPEXP	25,187	5,360	30,547	14,183.20	6,458.12	9,905.41	67.6%
91510803 512903 TEACHERSAL	335,200	0	335,200	98,307.47	.00	236,892.53	29.3%
91510903 512903 TEACHERSAL	167,600	0	167,600	79,569.95	.00	88,030.05	47.5%
91511003 512903 TEACHERSAL	83,800	0	83,800	19,877.59	.00	63,922.41	23.7%
91512603 512903 TEACHERSAL	83,800	0	83,800	28,455.96	.00	55,344.04	34.0%
91512803 512903 TEACHERSAL	83,800	0	83,800	32,732.48	.00	51,067.52	39.1%
91512903 512903 SW FSCTEAC	83,800	0	83,800	29,369.03	.00	54,430.97	35.0%
91537015 530002 CONTR SVC	10,000	0	10,000	3,251.53	.00	6,748.47	32.5%
91541103 512101 PRINOFFSAL	126,693	0	126,693	46,700.71	.00	79,992.15	36.9%
91541103 512102 PRINOFFSAL	117,071	0	117,071	41,899.18	.00	75,171.41	35.8%
91541103 512902 SECCLERSAL	47,892	0	47,892	21,858.71	.00	26,033.67	45.6%
91547103 512960 SWNICUSTOD	127,369	0	127,369	58,492.32	.00	68,876.28	45.9%

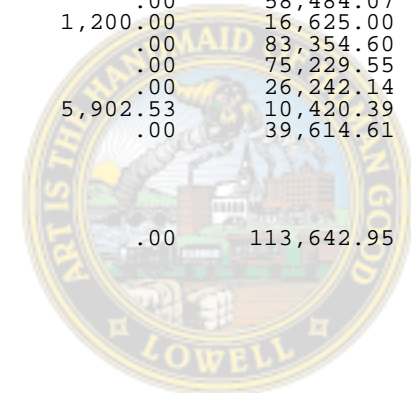
018 PYNE SCHOOL

91810103 512903 TEACHERSAL	670,400	0	670,400	163,539.92	.00	506,860.08	24.4%
91810103 512958 PARAPROSAL	233,100	0	233,100	73,115.80	.00	159,984.20	31.4%
91810106 512903 TEACHERSAL	754,200	0	754,200	278,711.16	.00	475,488.84	37.0%
91810106 512958 PARAPROSAL	399,600	0	399,600	116,180.00	.00	283,420.00	29.1%
91810109 512903 TEACHERSAL	167,600	0	167,600	49,015.93	.00	118,584.07	29.2%
91810112 544400 GENSUPEXP	9,448	13,154	22,602	16,712.84	3,083.78	2,805.38	87.6%
91810124 541000 TECHNO EXP	16,000	0	16,000	8,338.63	301.37	7,360.00	54.0%
91810604 512903 SW FSCTEAC	419,000	0	419,000	96,725.14	.00	322,274.86	23.1%
91810803 512903 TEACHERSAL	167,600	0	167,600	44,753.03	.00	122,846.97	26.7%
91810903 512903 SW FSCTEAC	83,800	0	83,800	59,394.81	.00	24,405.19	70.9%
91811003 512903 TEACHERSAL	83,800	0	83,800	38,250.34	.00	45,549.66	45.6%
91811203 512903 TEACHERSAL	83,800	0	83,800	28,608.28	.00	55,191.72	34.1%
91811403 541500 BASIC TEXT	625	0	625	.00	625.00	.00	100.0%
91811503 512903 SW FSCTEAC	83,800	0	83,800	25,315.93	.00	58,484.07	30.2%
91811903 512903 SW FSCTEAC	83,800	0	83,800	28,209.29	.00	55,590.71	33.7%
91812003 512903 SW FSCTEAC	83,800	0	83,800	27,426.82	.00	56,373.18	32.7%
91812603 512903 TEACHERSAL	83,800	0	83,800	20,179.43	.00	63,620.57	24.1%
91812803 512903 TEACHERSAL	83,800	0	83,800	20,570.94	.00	63,229.06	24.5%
91812903 512903 SW FSCTEAC	83,800	0	83,800	29,075.27	.00	54,724.73	34.7%
91813003 512903 TEACHERSAL	83,800	0	83,800	12,621.20	.00	71,178.80	15.1%
91813103 512903 SW FSCTEAC	83,800	0	83,800	20,571.02	.00	63,228.98	24.5%
91813303 512903 SW FSCTEAC	83,800	0	83,800	29,712.94	.00	54,087.06	35.5%
91835003 512105 SWGUIDCOUN	93,268	0	93,268	30,633.84	.00	62,634.03	32.8%
91837018 530002 CONTR SVC	18,000	0	18,000	3,385.00	.00	14,615.00	18.8%




FOR 2021 06

	ORIGINAL APPROP	TRANFRS/ ADJSTMTS	REVISED BUDGET	YTD EXPENDED	ENCUMBRANCES	AVAILABLE BUDGET	PCT USED
91841103 512101 PRINOFFSAL	126,693	0	126,693	48,622.17	.00	78,070.69	38.4%
91841103 512102 SWASSTPRIN	117,071	0	117,071	42,337.92	.00	74,732.67	36.2%
91841103 512902 SECCLERSAL	47,892	0	47,892	21,650.24	.00	26,242.14	45.2%
91841106 530002 CONTSERV	3,600	0	3,600	.00	.00	3,600.00	.0%
91847103 512960 SWNICUSTOD	169,825	0	169,825	99,625.36	.00	70,199.44	58.7%
<hr/> 019 ALTERNATIVE SCHOOL <hr/>							
91920104 512110 COORD	107,062	0	107,062	39,510.12	.00	67,551.88	36.9%
91920106 512903 TEACHER SA	419,000	0	419,000	146,903.12	.00	272,096.88	35.1%
91920106 512958 PARAPROSAL	199,800	0	199,800	39,997.12	.00	159,802.88	20.0%
91920109 544400 GEN SUP EX	10,903	-2,000	8,903	4,041.63	1,787.92	3,073.45	65.5%
91937019 530002 CONTR SVC	0	2,000	2,000	360.00	.00	1,640.00	18.0%
91941102 530002 CONTR SVC	2,000	0	2,000	.00	.00	2,000.00	.0%
91941103 512902 SECCLERSAL	47,892	0	47,892	20,654.01	.00	27,238.37	43.1%
<hr/> 020 LINCOLN SCHOOL <hr/>							
92010103 512903 TEACHERSAL	1,340,800	0	1,340,800	497,203.42	.00	843,596.58	37.1%
92010103 512958 PARAPROSAL	333,000	0	333,000	69,312.58	.00	263,687.42	20.8%
92010106 512903 TEACHERSAL	586,600	0	586,600	186,388.05	.00	400,211.95	31.8%
92010106 512958 PARAPROSAL	66,600	0	66,600	51,131.75	.00	15,468.25	76.8%
92010109 512903 TEACHERSAL	251,400	0	251,400	58,757.27	.00	192,642.73	23.4%
92010112 544400 GENSUPEXP	42,890	8,463	51,353	14,988.83	12,490.64	23,874.02	53.5%
92010124 541000 TECHNO EXP	70,000	0	70,000	184.95	56,740.00	13,075.05	81.3%
92010803 512903 TEACHERSAL	335,200	0	335,200	112,415.73	.00	222,784.27	33.5%
92010903 512903 TEACHERSAL	167,600	0	167,600	51,092.43	.00	116,507.57	30.5%
92011003 512903 TEACHERSAL	83,800	0	83,800	28,187.19	.00	55,612.81	33.6%
92011203 512903 TEACHERSAL	0	0	0	.00	.00	.00	.0%
92012003 512903 SW FSCTEAC	41,900	0	41,900	.00	.00	41,900.00	.0%
92012603 512903 TEACHERSAL	83,800	0	83,800	32,732.48	.00	51,067.52	39.1%
92012803 512903 TEACHERSAL	83,800	0	83,800	25,315.93	.00	58,484.07	30.2%
92037020 530002 CONTR SVC	20,000	0	20,000	2,175.00	1,200.00	16,625.00	16.9%
92041103 512101 PRINOFFSAL	126,693	0	126,693	43,338.26	.00	83,354.60	34.2%
92041103 512102 PRINOFFSAL	117,071	0	117,071	41,841.04	.00	75,229.55	35.7%
92041103 512902 SECCLERSAL	47,892	0	47,892	21,650.24	.00	26,242.14	45.2%
92041106 530002 CONTSERV	43,800	0	43,800	27,477.08	5,902.53	10,420.39	76.2%
92047103 512960 SWNICUSTOD	127,369	0	127,369	87,753.99	.00	39,614.61	68.9%
<hr/> 025 MOLLOY SCHOOL <hr/>							
92510106 512903 TEACHERSAL	167,600	0	167,600	53,957.05	.00	113,642.95	32.2%




FOR 2021 06

	ORIGINAL APPROP	TRANFRS/ ADJSTMTS	REVISED BUDGET	YTD EXPENDED	ENCUMBRANCES	AVAILABLE BUDGET	PCT USED
92510109 512903 TEACHERSAL	83,800	0	83,800	24,183.10	.00	59,616.90	28.9%
92510112 544400 GENSUPEXP	2,293	0	2,293	249.33	.00	2,043.67	10.9%
92510603 512110 SCHLCOORDT	115,128	0	115,128	42,115.81	.00	73,012.19	36.6%
92511504 512903 SW FSCTEAC	167,600	0	167,600	56,374.38	.00	111,225.62	33.6%
92512004 512903 SW FSCTEAC	83,800	0	83,800	25,923.30	.00	57,876.70	30.9%
92512603 512903 TEACHERSAL	41,900	0	41,900	17,047.94	.00	24,852.06	40.7%
92513003 512903 TEACHERSAL	167,600	0	167,600	63,115.13	.00	104,484.87	37.7%
92513103 512903 SW FSCTEAC	83,800	0	83,800	28,209.29	.00	55,590.71	33.7%
92537025 530002 CONTR SVC	7,470	0	7,470	.00	.00	7,470.00	.0%
92541105 512902 NONINST SW	47,892	0	47,892	22,093.21	.00	25,799.17	46.1%
92547103 512960 SWNICUSTOD	42,456	0	42,456	40,327.21	.00	2,128.99	95.0%
<hr/> 027 MOODY SCHOOL							
92710103 512903 TEACHERSAL	670,400	0	670,400	224,305.98	.00	446,094.02	33.5%
92710103 512958 PARAPROSAL	233,100	0	233,100	80,845.81	.00	152,254.19	34.7%
92710106 512903 TEACHERSAL	83,800	0	83,800	27,088.66	.00	56,711.34	32.3%
92710109 512903 TEACHERSAL	167,600	0	167,600	62,146.58	.00	105,453.42	37.1%
92710112 544400 GENSUPEXP	5,470	3,034	8,504	7,037.05	.00	1,467.06	82.7%
92710803 512903 TEACHERSAL	167,600	0	167,600	51,628.75	.00	115,971.25	30.8%
92710904 512301 SW STRAIN	63,450	0	63,450	18,405.00	.00	45,045.00	29.0%
92711003 512903 TEACHERSAL	67,040	0	67,040	27,426.78	.00	39,613.22	40.9%
92712603 512903 TEACHERSAL	67,040	0	67,040	38,250.34	.00	28,789.66	57.1%
92712803 512903 TEACHERSAL	71,230	0	71,230	33,041.03	.00	38,188.97	46.4%
92712903 512903 SW FSCTEAC	83,800	0	83,800	23,127.88	.00	60,672.12	27.6%
92737027 530002 CONTR SVC	0	1,800	1,800	3,000.00	.00	-1,200.00	166.7%*
92741103 512101 PRINOFFSAL	126,693	0	126,693	46,650.13	.00	80,042.73	36.8%
92741103 512902 SECCLERSAL	47,892	0	47,892	22,328.00	.00	25,564.38	46.6%
92741113 541500 BASIC TEXT	625	0	625	.00	.00	625.00	.0%
92747103 512960 SWNICUSTOD	84,912	0	84,912	55,445.51	.00	29,466.89	65.3%
<hr/> 030 MOREY SCHOOL							
93010103 512903 TEACHERSAL	1,340,800	0	1,340,800	442,067.24	.00	898,732.76	33.0%
93010103 512958 PARAPROSAL	399,600	0	399,600	91,947.05	.00	307,652.95	23.0%
93010106 512903 TEACHERSAL	502,800	0	502,800	178,778.12	.00	324,021.88	35.6%
93010106 512958 PARAPROSAL	166,500	0	166,500	82,474.49	.00	84,025.51	49.5%
93010109 512903 TEACHERSAL	251,400	0	251,400	56,502.01	.00	194,897.99	22.5%
93010112 544400 GENSUPEXP	45,569	9,561	55,130	15,055.27	4,673.86	35,400.72	35.8%
93010803 512903 TEACHERSAL	335,200	0	335,200	149,951.90	.00	185,248.10	44.7%
93010901 512903 SW FSCTEAC	167,600	0	167,600	57,574.41	.00	110,025.59	34.4%
93011003 512903 TEACHERSAL	83,800	0	83,800	27,695.04	.00	56,104.96	33.0%



FOR 2021 06

	ORIGINAL APPROP	TRANFRS/ ADJSTMTS	REVISED BUDGET	YTD EXPENDED	ENCUMBRANCES	AVAILABLE BUDGET	PCT USED
93012003 512903 SW FSCTEAC	41,900	0	41,900	29,369.03	.00	12,530.97	70.1%
93012603 512903 TEACHERSAL	83,800	0	83,800	28,948.28	.00	54,851.72	34.5%
93012803 512903 TEACHERSAL	83,800	0	83,800	30,129.78	.00	53,670.22	36.0%
93012903 512903 SW FSCTEAC	83,800	0	83,800	37,519.16	.00	46,280.84	44.8%
93037030 530002 CONTR SVC	20,000	0	20,000	1,950.00	.00	18,050.00	9.8%
93041103 512101 PRINOFFSAL	126,693	0	126,693	48,898.82	.00	77,794.04	38.6%
93041103 512102 PRINOFFSAL	117,071	0	117,071	44,120.66	.00	72,949.93	37.7%
93041103 512902 SECCLERSAL	47,892	0	47,892	21,858.71	.00	26,033.67	45.6%
93041106 530002 CONTSERV	9,700	0	9,700	.00	.00	9,700.00	.0%
93047103 512960 SWNICUSTOD	127,369	0	127,369	84,281.04	.00	43,087.56	66.2%
<hr/> 035 LEBLANC SCHOOL							
93510106 512903 TEACHERSAL	586,600	0	586,600	195,671.61	.00	390,928.39	33.4%
93510106 512958 PARAPROSAL	199,800	0	199,800	18,821.03	.00	180,978.97	9.4%
93510112 544400 GENSUPEXP	16,486	-2,951	13,535	5,911.43	678.35	6,945.22	48.7%
93510124 541000 TECHNO EXP	0	2,951	2,951	.00	2,951.00	.00	100.0%
93541103 512902 SECCLERSAL	47,892	0	47,892	21,650.24	.00	26,242.14	45.2%
93541408 512915 SW SGUARD	44,431	0	44,431	23,333.75	.00	21,097.65	52.5%
93547103 512960 SWNICUSTOD	42,456	0	42,456	24,166.83	.00	18,289.37	56.9%
<hr/> 036 PAWTUCKETVILLE MEMORIAL SCHOOL							
93610103 512903 TEACHERSAL	1,424,600	0	1,424,600	481,459.75	.00	943,140.25	33.8%
93610103 512958 PARAPROSAL	299,700	0	299,700	85,735.25	.00	213,964.75	28.6%
93610106 512903 TEACHERSAL	586,600	0	586,600	191,262.43	.00	395,337.57	32.6%
93610106 512958 PARAPROSAL	299,700	0	299,700	79,832.42	.00	219,867.58	26.6%
93610109 512903 TEACHERSAL	167,600	0	167,600	22,341.66	.00	145,258.34	13.3%
93610112 544400 GENSUPEXP	51,322	9,544	60,866	14,922.26	6,610.96	39,333.14	35.4%
93610803 512903 TEACHERSAL	335,200	0	335,200	136,896.07	.00	198,303.93	40.8%
93611003 512903 TEACHERSAL	83,800	0	83,800	24,450.51	.00	59,349.49	29.2%
93612003 512903 SW FSCTEAC	83,800	0	83,800	26,674.87	.00	57,125.13	31.8%
93612603 512903 TEACHERSAL	83,800	0	83,800	29,682.00	.00	54,118.00	35.4%
93612803 512903 TEACHERSAL	83,800	0	83,800	25,501.58	.00	58,298.42	30.4%
93612903 512903 SW FSCTEAC	83,800	0	83,800	24,609.88	.00	59,190.12	29.4%
93637036 530002 CONTR SVC	7,000	0	7,000	270.00	.00	6,730.00	3.9%
93641103 512101 PRINOFFSAL	126,693	0	126,693	46,796.24	.00	79,896.62	36.9%
93641103 512102 SWASSTPRIN	117,071	0	117,071	43,350.59	.00	73,720.00	37.0%
93641103 512902 SECCLERSAL	47,892	0	47,892	22,093.22	.00	25,799.16	46.1%
93647103 512960 SWNICUSTOD	127,369	0	127,369	75,974.45	.00	51,394.15	59.6%
<hr/> 040 REILLY SCHOOL							
94010103 512903 TEACHERSAL	921,800	0	921,800	377,591.08	.00	544,208.92	41.0%



FOR 2021 06


	ORIGINAL APPROP	TRANFRS/ ADJSTMTS	REVISED BUDGET	YTD EXPENDED	ENCUMBRANCES	AVAILABLE BUDGET	PCT USED
94010103 512958 PARAPROSAL	366,300	0	366,300	102,424.61	.00	263,875.39	28.0%
94010104 512903 SW FSCTEAC	419,000	0	419,000	118,686.49	.00	300,313.51	28.3%
94010106 512903 TEACHERSAL	586,600	0	586,600	184,712.15	.00	401,887.85	31.5%
94010106 512958 PARAPROSAL	166,500	0	166,500	69,134.06	.00	97,365.94	41.5%
94010109 512903 TEACHERSAL	251,400	0	251,400	28,187.19	.00	223,212.81	11.2%
94010112 544400 GENSUPEXP	20,000	7,946	27,946	10,941.64	4,973.12	12,031.68	56.9%
94010124 541000 TECHNO EXP	30,000	0	30,000	1,472.00	3,823.76	24,704.24	17.7%
94010803 512903 TEACHERSAL	335,200	0	335,200	134,623.00	.00	200,577.00	40.2%
94011003 512903 TEACHERSAL	83,800	0	83,800	31,967.99	.00	51,832.01	38.1%
94012003 512903 SW FSCTEAC	83,800	0	83,800	29,726.03	.00	54,073.97	35.5%
94012603 512903 TEACHERSAL	83,800	0	83,800	26,438.55	.00	57,361.45	31.5%
94012803 512903 TEACHERSAL	83,800	0	83,800	25,315.89	.00	58,484.11	30.2%
94012903 512903 SW FSCTEAC	83,800	0	83,800	27,426.78	.00	56,373.22	32.7%
94037040 530002 CONTR SVC	20,000	0	20,000	1,507.50	.00	18,492.50	7.5%
94041103 512101 PRINOFFSAL	126,693	0	126,693	46,018.95	.00	80,673.91	36.3%
94041103 512102 PRINOFFSAL	117,071	0	117,071	42,148.65	.00	74,921.94	36.0%
94041103 512902 SECCLERSAL	47,892	0	47,892	22,021.75	.00	25,870.63	46.0%
94041106 530002 CONTSERV	12,171	0	12,171	.00	.00	12,171.00	.0%
94047103 512960 SWNICUSTOD	127,369	0	127,369	71,071.66	.00	56,296.94	55.8%

050 SHAUGHNESSY SCHOOL

95010103 512903 TEACHERSAL	1,340,800	0	1,340,800	463,158.11	.00	877,641.89	34.5%
95010103 512958 PARAPROSAL	299,700	0	299,700	46,119.16	.00	253,580.84	15.4%
95010106 512903 TEACHERSAL	586,600	0	586,600	164,891.51	.00	421,708.49	28.1%
95010106 512958 PARAPROSAL	299,700	0	299,700	164,001.84	.00	135,698.16	54.7%
95010109 512903 TEACHERSAL	251,400	0	251,400	54,312.58	.00	197,087.42	21.6%
95010112 544400 GENSUPEXP	31,940	15,219	47,159	15,218.58	3,923.09	28,016.91	40.6%
95010124 541000 TECHNO EXP	10,000	0	10,000	.00	.00	10,000.00	.0%
95010803 512903 TEACHERSAL	335,200	0	335,200	106,917.74	.00	228,282.26	31.9%
95010903 512903 TEACHERSAL	83,800	0	83,800	29,712.94	.00	54,087.06	35.5%
95011003 512903 TEACHERSAL	83,800	0	83,800	26,396.93	.00	57,403.07	31.5%
95012003 512903 SW FSCTEAC	83,800	0	83,800	30,442.45	.00	53,357.55	36.3%
95012603 512903 TEACHERSAL	83,800	0	83,800	28,209.29	.00	55,590.71	33.7%
95012803 512903 TEACHERSAL	83,800	0	83,800	23,127.88	.00	60,672.12	27.6%
95012903 512903 SW FSCTEAC	83,800	0	83,800	23,397.39	.00	60,402.61	27.9%
95037050 530002 CONTR SVC	10,000	0	10,000	495.00	.00	9,505.00	5.0%
95041103 512101 PRINOFFSAL	126,693	0	126,693	46,040.61	.00	80,652.25	36.3%
95041103 512102 PRINOFFSAL	117,071	0	117,071	44,120.66	.00	72,949.93	37.7%
95041103 512902 SECCLERSAL	47,892	0	47,892	22,093.22	.00	25,799.16	46.1%
95047103 512960 SWNICUSTOD	127,369	0	127,369	64,536.14	.00	62,832.46	50.7%
99310451 512135 SOCIALWORK	3,461,702	-43,335	3,418,367	1,114,455.62	.00	2,303,911.10	32.6%


054 VARNUM SCHOOL

95410106 512903 TEACHERSAL	921,800	0	921,800	243,124.68	.00	678,675.32	26.4%
--	---------	---	---------	------------	-----	------------	-------




FOR 2021 06

	ORIGINAL APPROP	TRANFRS/ ADJSTMTS	REVISED BUDGET	YTD EXPENDED	ENCUMBRANCES	AVAILABLE BUDGET	PCT USED
95410106 512958 PARAPROSAL	932,400	0	932,400	210,493.39	.00	721,906.61	22.6%
95410112 544400 GENSUPEXP	14,186	301	14,487	192.55	912.94	13,381.82	7.6%
95410124 541000 TECHNO EXP	5,500	0	5,500	.00	.00	5,500.00	.0%
95437054 530002 CONTR SVC	2,000	0	2,000	75.00	.00	1,925.00	3.8%
95441103 512101 PRINOFFSAL	112,920	0	112,920	42,505.28	.00	70,414.72	37.6%
95441103 512902 SECCLERSAL	47,892	0	47,892	9,246.20	.00	38,646.18	19.3%
95447103 512960 SWNICUSTOD	42,456	0	42,456	.00	.00	42,456.20	.0%
<hr/> 055 WASHINGTON SCHOOL							
95510103 512903 TEACHERSAL	838,000	0	838,000	228,192.50	.00	609,807.50	27.2%
95510103 512958 PARAPROSAL	166,500	0	166,500	5,858.71	.00	160,641.29	3.5%
95510106 512903 TEACHERSAL	419,000	0	419,000	144,149.69	.00	274,850.31	34.4%
95510106 512958 PARAPROSAL	299,700	0	299,700	94,903.03	.00	204,796.97	31.7%
95510112 544400 GENSUPEXP	18,000	3,214	21,214	8,867.76	3,038.39	9,308.27	56.1%
95510124 541000 TECHNO EXP	43,173	0	43,173	.00	.00	43,173.00	.0%
95510803 512903 TEACHERSAL	167,600	0	167,600	58,022.70	.00	109,577.30	34.6%
95510903 512903 SW FSCTEAC	83,800	0	83,800	26,820.05	.00	56,979.95	32.0%
95511003 512903 TEACHERSAL	67,040	0	67,040	20,973.42	.00	46,066.58	31.3%
95512603 512903 TEACHERSAL	67,040	0	67,040	28,974.12	.00	38,065.88	43.2%
95512803 512903 TEACHERSAL	75,420	0	75,420	27,695.12	.00	47,724.88	36.7%
95512903 512903 SW FSCTEAC	83,800	0	83,800	56,120.57	.00	27,679.43	67.0%
95537055 530002 CONTR SVC	10,000	0	10,000	60.00	.00	9,940.00	.6%
95541103 512101 PRINOFFSAL	126,693	0	126,693	50,480.25	.00	76,212.61	39.8%
95541103 512902 SECCLERSAL	47,892	0	47,892	22,093.22	.00	25,799.16	46.1%
95541106 530002 CONTSERV	16,900	0	16,900	.00	.00	16,900.00	.0%
95547103 512960 SWNICUSTOD	84,912	0	84,912	52,387.42	.00	32,524.98	61.7%
<hr/> 060 STOKLOSA MIDDLE SCHOOL							
96010103 512903 TEACHERSAL	83,800	0	83,800	25,364.32	.00	58,435.68	30.3%
96010104 512958 SWPARAPRO	166,500	0	166,500	27,062.13	.00	139,437.87	16.3%
96010106 512958 PARAPROSAL	0	0	0	.00	.00	.00	.0%
96010112 544400 GENSUPEXP	20,041	0	20,041	2,500.44	642.64	16,898.07	15.7%
96010124 541000 TECHNO EXP	13,347	0	13,347	9,340.00	209.00	3,798.05	71.5%
96010603 512903 TEACHERSAL	1,257,000	-81,618	1,175,382	398,435.93	.00	776,945.89	33.9%
96010606 512903 TEACHERSAL	670,400	0	670,400	227,811.45	.00	442,588.55	34.0%
96010606 512958 PARAPROSAL	66,600	0	66,600	63,727.82	.00	2,872.18	95.7%
96010609 512903 TEACHERSAL	251,400	0	251,400	54,330.53	.00	197,069.47	21.6%
96011004 512903 SW FSCTEAC	167,600	-67,519	100,081	27,695.04	.00	72,385.56	27.7%
96011503 512903 TEACHERSAL	754,200	0	754,200	251,184.66	.00	503,015.34	33.3%
96012003 512903 TEACHERSAL	83,800	0	83,800	52,159.27	.00	31,640.73	62.2%




FOR 2021 06

	ORIGINAL APPROP	TRANFRS/ ADJSTMTS	REVISED BUDGET	YTD EXPENDED	ENCUMBRANCES	AVAILABLE BUDGET	PCT USED
96012606 512903 TEACHERSAL	167,600	0	167,600	80,997.93	.00	86,602.07	48.3%
96012806 512903 TEACHERSAL	83,800	0	83,800	26,820.05	.00	56,979.95	32.0%
96013006 512903 TEACHERSAL	335,200	0	335,200	113,202.92	.00	221,997.08	33.8%
96013106 512903 TEACHERSAL	251,400	0	251,400	78,717.36	.00	172,682.64	31.3%
96035003 512105 GUIDCOUSAL	93,268	0	93,268	33,010.56	.00	60,257.31	35.4%
96041103 512102 SWASSTPRIN	117,071	0	117,071	44,859.00	.00	72,211.59	38.3%
96041104 530002 CONTR SVC	5,000	0	5,000	114.00	.00	4,886.00	2.3%
96041109 512101 PRINOFFSAL	126,693	0	126,693	44,747.09	.00	81,945.77	35.3%
96041109 512902 SECCLERSAL	47,892	0	47,892	21,650.24	.00	26,242.14	45.2%
96047103 512960 SWNICUSTOD	169,825	0	169,825	98,799.59	.00	71,025.21	58.2%
070 MCDONOUGH CITY SCHOOL							
96037070 530002 CONTR SVC	17,259	0	17,259	2,864.10	.00	14,394.70	16.6%
075 MCAULIFFE SCHOOL							
97510103 512903 TEACHERSAL	1,340,800	0	1,340,800	442,760.84	.00	898,039.16	33.0%
97510103 512958 PARAPROSAL	366,300	0	366,300	77,105.80	.00	289,194.20	21.0%
97510106 512903 TEACHERSAL	1,340,800	0	1,340,800	197,139.78	.00	1,143,660.22	14.7%
97510106 512958 PARAPROSAL	33,300	0	33,300	91,824.54	.00	-58,524.54	275.7%*
97510109 512903 TEACHERSAL	167,600	0	167,600	53,196.68	.00	114,403.32	31.7%
97510112 544400 GENSUPEXP	37,100	454	37,554	8,351.06	2,982.06	26,220.50	30.2%
97510803 512903 TEACHERSAL	335,200	0	335,200	111,689.30	.00	223,510.70	33.3%
97510903 512903 TEACHERSAL	167,600	0	167,600	29,216.20	.00	138,383.80	17.4%
97511003 512903 TEACHERSAL	83,800	0	83,800	30,442.41	.00	53,357.59	36.3%
97512003 512903 SW FSCTEAC	83,800	0	83,800	31,202.65	.00	52,597.35	37.2%
97512603 512903 TEACHERSAL	83,800	0	83,800	26,820.05	.00	56,979.95	32.0%
97512803 512903 TEACHERSAL	83,800	0	83,800	26,820.01	.00	56,979.99	32.0%
97512903 512903 SW FSCTEAC	83,800	0	83,800	28,455.96	.00	55,344.04	34.0%
97537075 530002 CONTR SVC	16,865	0	16,865	1,185.60	.00	15,679.40	7.0%
97541103 512101 PRINOFFSAL	126,693	0	126,693	42,547.51	.00	84,145.35	33.6%
97541103 512102 PRINCOFFSA	117,071	0	117,071	43,582.01	.00	73,488.58	37.2%
97541103 512902 SECCLERSAL	47,892	0	47,892	22,328.00	.00	25,564.38	46.6%
97541106 530002 CONTSERV	13,700	0	13,700	.00	.00	13,700.00	.0%
97547103 512960 SWNICUSTOD	127,369	0	127,369	78,953.14	.00	48,415.46	62.0%
080 MURKLAND SCHOOL							
98010103 512903 TEACHERSAL	1,340,800	0	1,340,800	446,157.91	.00	894,642.09	33.3%
98010103 512958 PARAPROSAL	399,600	0	399,600	93,184.87	.00	306,415.13	23.3%




FOR 2021 06

	ORIGINAL APPROP	TRANFRS/ ADJSTMTS	REVISED BUDGET	YTD EXPENDED	ENCUMBRANCES	AVAILABLE BUDGET	PCT USED
98010106 512903 TEACHERSAL	586,600	0	586,600	228,258.11	.00	358,341.89	38.9%
98010106 512958 PARAPROSAL	66,600	0	66,600	77,830.76	.00	-11,230.76	116.9%*
98010109 512903 TEACHERSAL	251,400	0	251,400	28,948.28	.00	222,451.72	11.5%
98010112 544400 GENSUPEXP	27,025	5,080	32,105	17,773.38	8,984.79	5,346.57	83.3%
98010124 541000 TECHNO EXP	20,000	0	20,000	474.95	19,053.83	471.22	97.6%
98010803 512903 TEACHERSAL	335,200	0	335,200	100,030.77	.00	235,169.23	29.8%
98010903 512903 TEACHERSAL	167,600	0	167,600	58,895.85	.00	108,704.15	35.1%
98011003 512903 TEACHERSAL	83,800	0	83,800	27,088.65	.00	56,711.35	32.3%
98012003 512903 SW FSCTEAC	83,800	0	83,800	29,369.03	.00	54,430.97	35.0%
98012603 512903 TEACHERSAL	83,800	0	83,800	26,682.76	.00	57,117.24	31.8%
98012803 512903 TEACHERSAL	83,800	0	83,800	30,894.44	.00	52,905.56	36.9%
98012903 512903 SW FSCTEAC	83,800	0	83,800	28,608.28	.00	55,191.72	34.1%
98037080 530002 CONTR SVC	40,000	0	40,000	17,340.59	1,021.31	21,638.10	45.9%
98041103 512101 PRINOFFSAL	126,693	0	126,693	42,380.26	.00	84,312.60	33.5%
98041103 512102 PRINOFFSAL	117,071	0	117,071	45,194.92	.00	71,875.67	38.6%
98041103 512902 SECCLERSAL	47,892	0	47,892	22,093.22	.00	25,799.16	46.1%
98041106 530002 CONTSERV	3,000	0	3,000	.00	.00	3,000.00	.0%
98047103 512960 SWNICUSTOD	127,369	0	127,369	80,865.95	.00	46,502.65	63.5%
<hr/>							
305 BARTLETT SCHOOL							
98310103 512903 SW FSCTEAC	670,400	0	670,400	224,685.23	.00	445,714.77	33.5%
98310103 512958 SWPARAPRO	266,400	0	266,400	78,853.87	.00	187,546.13	29.6%
98310603 512903 TEACHERSAL	586,600	0	586,600	172,446.82	.00	414,153.18	29.4%
98310606 512903 TEACHERSAL	921,800	0	921,800	251,039.75	.00	670,760.25	27.2%
98310606 512958 PARAPROSAL	199,800	0	199,800	123,999.99	.00	75,800.01	62.1%
98310609 512903 TEACHERSAL	251,400	0	251,400	22,073.65	.00	229,326.35	8.8%
98310612 544400 GEN SUP EX	23,060	0	23,060	246.25	5,707.32	17,106.43	25.8%
98310803 512903 SW FSCTEAC	167,600	0	167,600	54,322.82	.00	113,277.18	32.4%
98310903 512903 SW FSCTEAC	167,600	0	167,600	55,842.03	.00	111,757.97	33.3%
98310904 512301 SW STRAIN	18,900	0	18,900	.00	.00	18,900.00	.0%
98311003 512903 TEACHERSAL	83,800	0	83,800	26,684.39	.00	57,115.61	31.8%
98311203 512903 TEACHERSAL	83,800	0	83,800	28,187.19	.00	55,612.81	33.6%
98311503 512903 TEACHERSAL	83,800	0	83,800	48,102.22	.00	35,697.78	57.4%
98312003 512903 TEACHERSAL	83,800	0	83,800	73,035.81	.00	10,764.19	87.2%
98312603 512903 TEACHERSAL	83,800	0	83,800	27,695.04	.00	56,104.96	33.0%
98312803 512903 TEACHERSAL	83,800	0	83,800	27,426.78	.00	56,373.22	32.7%
98312903 512903 SW FSCTEAC	83,800	0	83,800	27,695.04	.00	56,104.96	33.0%
98313003 512903 TEACHERSAL	83,800	0	83,800	26,820.01	.00	56,979.99	32.0%
98313103 512903 TEACHERSAL	83,800	0	83,800	24,183.10	.00	59,616.90	28.9%
98335003 512105 GUIDCOUSAL	93,268	0	93,268	32,268.24	.00	60,999.63	34.6%
98337030 530002 CONTR SVC	23,060	0	23,060	210.00	.00	22,850.00	.9%
98341103 512101 PRINOFFSAL	126,693	0	126,693	47,125.51	.00	79,567.35	37.2%




FOR 2021 06

	ORIGINAL APPROP	TRANFRS/ ADJSTMTS	REVISED BUDGET	YTD EXPENDED	ENCUMBRANCES	AVAILABLE BUDGET	PCT USED
98341103 512102 PRINOFFSAL	117,071	0	117,071	40,905.10	.00	76,165.49	34.9%
98341103 512902 SECCLERSAL	47,892	0	47,892	11,516.57	.00	36,375.81	24.0%
98347103 512960 SWNICUSTOD	169,825	0	169,825	99,900.70	.00	69,924.10	58.8%
<hr/>							
310 BUTLER SCHOOL							
98410603 512903 TEACHERSAL	1,257,000	0	1,257,000	350,386.59	.00	906,613.41	27.9%
98410603 512958 PARAPROSAL	233,100	0	233,100	37,226.60	.00	195,873.40	16.0%
98410604 541500 BASIC TEXT	625	0	625	.00	.00	625.00	.0%
98410606 512903 TEACHERSAL	670,400	0	670,400	178,198.74	.00	492,201.26	26.6%
98410606 512958 PARAPROSAL	66,600	0	66,600	22,875.37	.00	43,724.63	34.3%
98410609 512903 TEACHERSAL	167,600	0	167,600	84,916.76	.00	82,683.24	50.7%
98410612 544400 GEN SUP EX	5,000	5,810	10,810	6,798.78	260.55	3,750.70	65.3%
98410624 541000 TECHNO EXP	10,000	0	10,000	4,848.10	4,000.00	1,151.90	88.5%
98411003 512903 TEACHERSAL	83,800	0	83,800	25,004.48	.00	58,795.52	29.8%
98411203 512903 TEACHERSAL	419,000	0	419,000	.00	.00	419,000.00	.0%
98411503 512903 TEACHERSAL	83,800	0	83,800	110,054.17	.00	-26,254.17	131.3%*
98411803 512903 TEACHERSAL	0	0	0	.00	.00	.00	.0%
98412003 512903 TEACHERSAL	83,800	0	83,800	25,923.30	.00	57,876.70	30.9%
98412603 512903 TEACHERSAL	251,400	0	251,400	82,933.81	.00	168,466.19	33.0%
98412803 512903 TEACHERSAL	83,800	0	83,800	28,948.28	.00	54,851.72	34.5%
98413003 512903 TEACHERSAL	251,400	0	251,400	72,643.10	.00	178,756.90	28.9%
98413103 512903 TEACHERSAL	83,800	0	83,800	30,287.86	.00	53,512.14	36.1%
98435003 512105 GUIDCOUSAL	93,268	0	93,268	32,055.09	.00	61,212.78	34.4%
98437031 530002 CONTR SVC	23,985	0	23,985	3,762.50	.00	20,222.50	15.7%
98441103 512101 PRINOFFSAL	126,693	0	126,693	45,645.98	.00	81,046.88	36.0%
98441103 512102 PRINOFFSAL	117,071	0	117,071	42,226.55	.00	74,844.04	36.1%
98441103 512902 SECCLERSAL	47,892	0	47,892	21,858.71	.00	26,033.67	45.6%
98441106 530002 CONTSERV	3,000	0	3,000	.00	.00	3,000.00	.0%
98447103 512960 SWNICUSTOD	169,825	0	169,825	100,066.29	.00	69,758.51	58.9%
<hr/>							
315 DALEY SCHOOL							
98510603 512903 TEACHERSAL	1,340,800	0	1,340,800	482,919.87	.00	857,880.13	36.0%
98510603 512958 SWPARAPRO	133,200	0	133,200	54,941.79	.00	78,258.21	41.2%
98510606 512903 TEACHERSAL	921,800	0	921,800	297,986.99	.00	623,813.01	32.3%
98510606 512958 PARAPROSAL	499,500	0	499,500	153,043.20	.00	346,456.80	30.6%
98510609 512903 TEACHERSAL	167,600	0	167,600	60,110.64	.00	107,489.36	35.9%
98510612 544400 GENSUPEXP	31,789	201	31,990	6,852.71	11,289.76	13,847.07	56.7%
98510624 541000 TECHNO EXP	5,000	0	5,000	1,237.05	519.00	3,243.95	35.1%
98511003 512903 TEACHERSAL	83,800	0	83,800	27,695.04	.00	56,104.96	33.0%
98511203 512903 TEACHERSAL	83,800	0	83,800	30,129.70	.00	53,670.30	36.0%




FOR 2021 06

	ORIGINAL APPROP	TRANFRS/ ADJSTMTS	REVISED BUDGET	YTD EXPENDED	ENCUMBRANCES	AVAILABLE BUDGET	PCT USED
98511503 512903 TEACHERSAL	335,200	0	335,200	113,905.42	.00	221,294.58	34.0%
98511903 512903 TEACHERSAL	83,800	0	83,800	29,980.86	.00	53,819.14	35.8%
98512003 512903 TEACHERSAL	83,800	0	83,800	28,455.96	.00	55,344.04	34.0%
98512603 512903 TEACHERSAL	251,400	0	251,400	88,636.81	.00	162,763.19	35.3%
98512803 512903 TEACHERSAL	83,800	0	83,800	32,504.34	.00	51,295.66	38.8%
98513003 512903 TEACHERSAL	251,400	0	251,400	78,760.64	.00	172,639.36	31.3%
98513103 512903 TEACHERSAL	251,400	0	251,400	79,204.04	.00	172,195.96	31.5%
98535003 512105 GUIDCOUSAL	93,268	0	93,268	34,230.06	.00	59,037.81	36.7%
98537031 530002 CONTR SVC	15,000	0	15,000	5,046.25	.00	9,953.75	33.6%
98541103 512101 PRINOFFSAL	126,693	0	126,693	51,979.41	.00	74,713.45	41.0%
98541103 512102 PRINOFFSAL	117,071	0	117,071	44,735.69	.00	72,334.90	38.2%
98541103 512902 SECCLERSAL	47,892	0	47,892	21,650.24	.00	26,242.14	45.2%
98541106 530002 CONTRSERV	5,000	0	5,000	.00	.00	5,000.00	.0%
98547103 512960 SWNICUSTOD	169,825	0	169,825	98,351.64	.00	71,473.16	57.9%
<hr/> 330 ROBINSON SCHOOL							
98610603 512903 TEACHERSAL	1,592,200	0	1,592,200	367,121.24	.00	1,225,078.76	23.1%
98610603 512958 PARAPROSAL	133,200	0	133,200	9,614.81	.00	123,585.19	7.2%
98610606 512903 TEACHERSAL	670,400	0	670,400	183,448.74	.00	486,951.26	27.4%
98610606 512958 PARAPROSAL	166,500	0	166,500	9,697.05	.00	156,802.95	5.8%
98610609 512903 TEACHERSAL	419,000	0	419,000	137,739.83	.00	281,260.17	32.9%
98610612 544400 GEN SUP EX	43,562	13,761	57,323	24,349.55	14,242.70	18,730.71	67.3%
98611003 512903 TEACHERSAL	83,800	0	83,800	20,570.94	.00	63,229.06	24.5%
98611503 512903 TEACHERSAL	670,400	0	670,400	205,660.48	.00	464,739.52	30.7%
98612003 512903 TEACHERSAL	83,800	0	83,800	28,001.38	.00	55,798.62	33.4%
98612603 512903 TEACHERSAL	251,400	0	251,400	82,165.08	.00	169,234.92	32.7%
98612803 512903 TEACHERSAL	83,800	0	83,800	20,570.94	.00	63,229.06	24.5%
98613003 512903 TEACHERSAL	83,800	0	83,800	24,183.10	.00	59,616.90	28.9%
98613103 512903 TEACHERSAL	83,800	0	83,800	30,129.78	.00	53,670.22	36.0%
98635003 512105 GUIDCOUSAL	93,268	0	93,268	33,010.56	.00	60,257.31	35.4%
98641103 512101 PRINOFFSAL	126,693	0	126,693	45,959.67	.00	80,733.19	36.3%
98641103 512102 PRINOFFSAL	234,141	0	234,141	84,453.10	.00	149,688.08	36.1%
98641103 512902 SECCLERSAL	47,892	0	47,892	21,858.71	.00	26,033.67	45.6%
98647103 512960 SWNICUSTOD	169,825	0	169,825	101,832.86	.00	67,991.94	60.0%
<hr/> 335 ROGERS SCHOOL							
98710603 512301 SW STRAIN	37,800	0	37,800	.00	.00	37,800.00	.0%
98710603 512903 TEACHERSAL	1,257,000	0	1,257,000	290,564.05	.00	966,435.95	23.1%
98710603 512958 PARAPROSAL	432,900	0	432,900	76,039.05	.00	356,860.95	17.6%
98710606 512903 TEACHERSAL	754,200	0	754,200	211,254.73	.00	542,945.27	28.0%




FOR 2021 06

	ORIGINAL APPROP	TRANFRS/ ADJSTMTS	REVISED BUDGET	YTD EXPENDED	ENCUMBRANCES	AVAILABLE BUDGET	PCT USED
98710606 512958 PARAPROSAL	199,800	0	199,800	60,522.44	.00	139,277.56	30.3%
98710609 512903 TEACHERSAL	419,000	0	419,000	167,621.60	.00	251,378.40	40.0%
98710612 544400 GEN SUP EX	37,774	11,056	48,830	16,757.85	1,667.43	30,404.23	37.7%
98710619 512903 SW FSCTEAC	1,340,800	0	1,340,800	424,918.33	.00	915,881.67	31.7%
98710620 512903 SW FSCTEAC	335,200	0	335,200	90,207.47	.00	244,992.53	26.9%
98711003 512903 TEACHERSAL	167,600	0	167,600	40,609.13	.00	126,990.87	24.2%
98711203 512903 TEACHERSAL	83,800	0	83,800	38,632.16	.00	45,167.84	46.1%
98712003 512903 TEACHERSAL	83,800	0	83,800	52,208.99	.00	31,591.01	62.3%
98712603 512903 TEACHERSAL	167,600	0	167,600	69,709.18	.00	97,890.82	41.6%
98712803 512903 TEACHERSAL	167,600	0	167,600	31,967.95	.00	135,632.05	19.1%
98713003 512903 TEACHERSAL	167,600	0	167,600	45,848.29	.00	121,751.71	27.4%
98713103 512903 TEACHERSAL	83,800	0	83,800	26,456.93	.00	57,343.07	31.6%
98735003 512105 GUIDCOUSAL	93,268	0	93,268	8,045.20	.00	85,222.67	8.6%
98737033 530002 CONTR SVC	37,774	0	37,774	300.00	.00	37,474.00	.8%
98741103 512101 PRINOFFSAL	126,693	0	126,693	45,673.15	.00	81,019.71	36.1%
98741103 512102 PRINOFFSAL	234,141	0	234,141	89,057.37	.00	145,083.81	38.0%
98741103 512902 SECCLERSAL	47,892	0	47,892	20,306.29	.00	27,586.09	42.4%
98747103 512960 SWNICUSTOD	169,825	0	169,825	101,615.35	.00	68,209.45	59.8%
<hr/>							
340 SULLIVAN SCHOOL							
<hr/>							
98810603 512903 TEACHERSAL	1,508,400	0	1,508,400	481,546.30	.00	1,026,853.70	31.9%
98810603 512958 PARAPROSAL	133,200	0	133,200	34,722.33	.00	98,477.67	26.1%
98810606 512903 TEACHERSAL	838,000	0	838,000	213,036.98	.00	624,963.02	25.4%
98810606 512958 PARAPROSAL	266,400	0	266,400	65,895.82	.00	200,504.18	24.7%
98810609 512903 TEACHERSAL	251,400	0	251,400	72,110.94	.00	179,289.06	28.7%
98810612 544400 GEN SUP EX	23,769	9,164	32,933	12,286.21	1,281.51	19,365.20	41.2%
98810624 541000 TECHNO EXP	13,267	0	13,267	.00	.00	13,267.00	.0%
98811003 512903 TEACHERSAL	83,800	0	83,800	28,209.29	.00	55,590.71	33.7%
98811203 512903 TEACHERSAL	0	0	0	.00	.00	.00	.0%
98811503 512903 TEACHERSAL	502,800	0	502,800	180,832.10	.00	321,967.90	36.0%
98811803 512903 TEACHERSAL	0	0	0	.00	.00	.00	.0%
98812003 512903 TEACHERSAL	83,800	0	83,800	66,548.62	.00	17,251.38	79.4%
98812603 512903 TEACHERSAL	251,400	0	251,400	76,306.17	.00	175,093.83	30.4%
98812803 512903 TEACHERSAL	83,800	0	83,800	.00	.00	83,800.00	.0%
98813003 512903 TEACHERSAL	251,400	0	251,400	77,449.19	.00	173,950.81	30.8%
98813103 512903 TEACHERSAL	167,600	0	167,600	51,825.05	.00	115,774.95	30.9%
98835003 512105 GUIDCOUSAL	93,268	0	93,268	30,633.84	.00	62,634.03	32.8%
98837034 530002 CONTR SVC	16,576	0	16,576	3,431.88	.00	13,144.12	20.7%
98841103 512101 PRINOFFSAL	126,693	0	126,693	54,706.13	.00	71,986.73	43.2%
98841103 512102 PRINOFFSAL	234,141	0	234,141	63,208.58	.00	170,932.60	27.0%
98841103 512902 SECCLERSAL	47,892	0	47,892	20,965.70	.00	26,926.68	43.8%
98841106 530002 CONTSERV	5,000	0	5,000	.00	.00	5,000.00	.0%




FOR 2021 06

	ORIGINAL APPROP	TRANFRS/ ADJSTMTS	REVISED BUDGET	YTD EXPENDED	ENCUMBRANCES	AVAILABLE BUDGET	PCT USED
<u>98847103 512960 SWNICUSTOD</u>	169,825	0	169,825	93,301.18	.00	76,523.62	54.9%
345 WANG SCHOOL							
<u>98910603 512903 TEACHERSAL</u>	921,800	0	921,800	317,700.57	.00	604,099.43	34.5%
<u>98910603 512958 PARAPROSAL</u>	166,500	0	166,500	30,429.92	.00	136,070.08	18.3%
<u>98910606 512903 TEACHERSAL</u>	754,200	0	754,200	236,430.71	.00	517,769.29	31.3%
<u>98910606 512958 PARAPROSAL</u>	66,600	0	66,600	56,565.44	.00	10,034.56	84.9%
<u>98910609 512903 TEACHERSAL</u>	335,200	0	335,200	115,087.15	.00	220,112.85	34.3%
<u>98910612 544400 GENSUPEXP</u>	30,000	2,551	32,551	18,535.60	1,539.73	12,475.57	61.7%
<u>98910624 541000 TECHNO EXP</u>	50,000	0	50,000	26,123.58	14,359.14	9,517.28	81.0%
<u>98911003 512903 TEACHERSAL</u>	167,600	0	167,600	45,949.29	.00	121,650.71	27.4%
<u>98911503 512903 TEACHERSAL</u>	335,200	0	335,200	109,433.17	.00	225,766.83	32.6%
<u>98912003 512903 TEACHERSAL</u>	502,800	0	502,800	168,682.57	.00	334,117.43	33.5%
<u>98912603 512903 TEACHERSAL</u>	251,400	0	251,400	84,561.32	.00	166,838.68	33.6%
<u>98912803 512903 TEACHERSAL</u>	167,600	0	167,600	56,036.93	.00	111,563.07	33.4%
<u>98913003 512903 TEACHERSAL</u>	167,600	0	167,600	50,066.36	.00	117,533.64	29.9%
<u>98913103 512903 TEACHERSAL</u>	251,400	0	251,400	81,972.76	.00	169,427.24	32.6%
<u>98935003 512105 GUIDCOUSAL</u>	93,268	0	93,268	30,633.84	.00	62,634.03	32.8%
<u>98937034 530002 CONTR SVC</u>	38,572	0	38,572	6,108.80	.00	32,463.20	15.8%
<u>98941103 512101 PRINOFFSAL</u>	126,693	0	126,693	53,321.22	.00	73,371.64	42.1%
<u>98941103 512102 PRINOFFSAL</u>	117,071	0	117,071	41,798.86	.00	75,271.73	35.7%
<u>98941103 512902 SECCLERSAL</u>	47,892	0	47,892	21,858.71	.00	26,033.67	45.6%
<u>98941104 541500 BASIC TEXT</u>	625	0	625	.00	.00	625.00	.0%
<u>98941106 530002 CONTSERV</u>	10,000	0	10,000	.00	.00	10,000.00	.0%
<u>98947103 512960 SWNICUSTOD</u>	169,825	0	169,825	102,937.63	.00	66,887.17	60.6%
505 LOWELL HIGH SCHOOL							
<u>99010703 512958 SWPARAPRO</u>	0	0	0	11,680.42	.00	-11,680.42	100.0%*
<u>99010706 512106 PRINOFFSAL</u>	149,699	0	149,699	63,277.37	.00	86,421.63	42.3%
<u>99010706 512108 PRINOFFSAL</u>	494,043	0	494,043	181,054.04	.00	312,988.96	36.6%
<u>99010707 512914 Specialist</u>	109,123	0	109,123	47,756.88	.00	61,366.12	43.8%
<u>99010708 512112 FACILITORS</u>	124,277	0	124,277	61,187.44	.00	63,089.56	49.2%
<u>99010709 512903 TEACHERSAL</u>	335,200	0	335,200	130,346.52	.00	204,853.48	38.9%
<u>99010712 512903 SW FSCTEAC</u>	2,597,800	0	2,597,800	805,709.98	.00	1,792,090.02	31.0%
<u>99010712 512958 PARAPROSAL</u>	765,900	0	765,900	193,749.79	.00	572,150.21	25.3%
<u>99010718 524006 RNT-OT MSC</u>	35,000	4,600	39,600	2,194.00	.00	37,406.00	5.5%
<u>99010718 544400 GEN SUP EX</u>	165,809	95	165,904	27,431.85	14,298.28	124,173.78	25.2%
<u>99010719 512903 SW FSCTEAC</u>	1,340,800	0	1,340,800	448,578.25	.00	892,221.75	33.5%
<u>99011003 512109 ACADCHSAL</u>	115,837	0	115,837	26,731.80	.00	89,105.20	23.1%
<u>99011006 512903 TEACHERSAL</u>	335,200	0	335,200	106,622.60	.00	228,577.40	31.8%




FOR 2021 06

	ORIGINAL APPROP	TRANFRS/ ADJSTMTS	REVISED BUDGET	YTD EXPENDED	ENCUMBRANCES	AVAILABLE BUDGET	PCT USED
99011207 512917 SW CSLIAS	67,981	0	67,981	34,867.72	.00	33,113.28	51.3%
99011503 512109 ACADCHSAL	119,759	0	119,759	44,296.98	.00	75,462.02	37.0%
99011506 512903 TEACHERSAL	2,346,400	0	2,346,400	756,519.07	.00	1,589,880.93	32.2%
99011603 512109 ACADCHSAL	118,033	0	118,033	43,127.53	.00	74,905.47	36.5%
99011606 512903 TEACHERSAL	1,424,600	0	1,424,600	445,927.34	.00	978,672.66	31.3%
99012003 512109 ACADCHSAL	119,040	0	119,040	43,495.56	.00	75,544.44	36.5%
99012006 512903 TEACHERSAL	2,262,600	0	2,262,600	739,549.31	.00	1,523,050.69	32.7%
99012603 512109 PSACADEMCH	61,954	0	61,954	.00	.00	61,954.00	.0%
99012606 512903 TEACHERSAL	1,340,800	0	1,340,800	431,474.25	.00	909,325.75	32.2%
99012706 512903 TEACHERSAL	419,000	0	419,000	139,396.98	.00	279,603.02	33.3%
99012806 512903 TEACHERSAL	335,200	0	335,200	42,867.20	.00	292,332.80	12.8%
99013003 512109 ACADCHSAL	119,759	0	119,759	44,296.98	.00	75,462.02	37.0%
99013006 512903 TEACHERSAL	2,262,600	0	2,262,600	662,334.27	.00	1,600,265.73	29.3%
99013103 512109 ACADCHSAL	116,558	0	116,558	42,588.12	.00	73,969.88	36.5%
99013106 512903 TEACHERSAL	2,178,800	0	2,178,800	724,276.92	.00	1,454,523.08	33.2%
99013203 512903 SW FSCTEAC	251,400	0	251,400	77,070.43	.00	174,329.57	30.7%
99013403 512903 SW FSCTEAC	251,400	0	251,400	80,617.01	.00	170,782.99	32.1%
99020103 512109 ACADCHSAL	118,284	0	118,284	43,218.92	.00	75,065.08	36.5%
99028004 512903 SW FSCTEAC	83,800	0	83,800	29,450.23	.00	54,349.77	35.1%
99028005 541500 BASIC TEXT	2,500	0	2,500	.00	.00	2,500.00	.0%
99028104 512135 SOCIALWORK	372,000	0	372,000	127,496.23	.00	244,503.77	34.3%
99030306 512112 LHS FACIL	200,688	0	200,688	36,663.73	.00	164,024.27	18.3%
99030306 512968 SUP/DIRECT	119,488	0	119,488	46,059.99	.00	73,428.01	38.5%
99030502 512111 STUBODYACT	149,300	0	149,300	40,913.33	.00	108,386.67	27.4%
99030502 512122 STUADACTADV	86,220	0	86,220	28,187.19	.00	58,032.81	32.7%
99030502 524004 LHS Uni	10,000	0	10,000	262.50	8,731.20	1,006.30	89.9%
99030502 524006 LHS Rental	41,000	0	41,000	990.00	24,210.00	15,800.00	61.5%
99030504 544400 OFFICE SUP	34,000	0	34,000	1,228.00	1,712.05	31,059.95	8.6%
99030510 541000 CMP EQ/SOF	100,000	0	100,000	16,507.50	2,985.00	80,507.50	19.5%
99031003 512113 COACHSAL	469,188	0	469,188	123,081.32	.00	346,106.68	26.2%
99031003 512114 INTERMSAL	67,980	0	67,980	340.00	.00	67,640.00	.5%
99031003 512115 ADMATHSAL	61,954	0	61,954	61,005.43	.00	948.57	98.5%
99031003 512902 SECCLERSAL	47,892	0	47,892	19,889.42	.00	28,002.96	41.5%
99031005 530000 PROF SVC	95,000	0	95,000	23,751.00	.00	71,249.00	25.0%
99031006 530002 CONTSERV	31,826	-8,000	23,826	11,170.00	7,000.00	5,656.00	76.3%
99031006 531099 1099 EXP	0	8,000	8,000	1,302.50	.00	6,697.50	16.3%
99031009 544400 GEN SUP EX	124,000	0	124,000	23,369.18	20,058.39	80,572.43	35.0%
99031012 577615 CONTTRANSP	117,000	0	117,000	19,475.00	39,025.00	58,500.00	50.0%
99035003 512105 GUIDCOUSAL	1,305,750	0	1,305,750	481,007.69	.00	824,742.49	36.8%
99035006 512902 SECCLERSAL	233,169	0	233,169	103,676.57	.00	129,492.43	44.5%
99035009 544400 GEN SUP EX	1,000	0	1,000	.00	.00	1,000.00	.0%
99036003 512103 LIBRINSTSA	84,093	0	84,093	21,139.93	.00	62,953.07	25.1%
99037050 530002 CONTR SVC	25,000	0	25,000	7,210.00	.00	17,790.00	28.8%
99041006 512207 LHS BURSAR	50,172	0	50,172	24,949.13	.00	25,222.87	49.7%



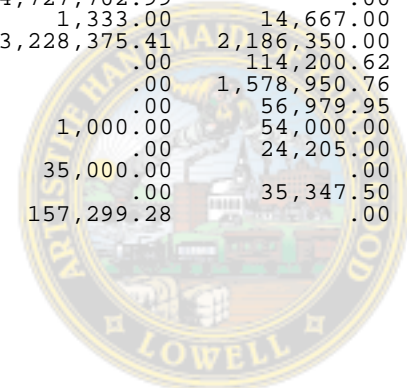
FOR 2021 06

	ORIGINAL APPROP	TRANFRS/ ADJSTMTS	REVISED BUDGET	YTD EXPENDED	ENCUMBRANCES	AVAILABLE BUDGET	PCT USED
99041103 512902 SECCLERSAL	478,924	0	478,924	252,328.80	.00	226,595.00	52.7%
99041205 512970 STUDENT DA	85,966	0	85,966	42,325.19	.00	43,640.81	49.2%
99041403 512915 SECGRDSAL	399,883	0	399,883	188,695.23	.00	211,187.37	47.2%
99047103 512960 SWNICUSTOD	721,755	0	721,755	426,291.75	.00	295,463.65	59.1%
99047103 513000 SW OVERTIM	0	0	0	189.78	.00	-189.78	100.0%*
99310301 512907 SW RET/SL	1,100,000	0	1,100,000	532,274.37	.00	567,725.63	48.4%
99310301 514800 SW LONG	10,000	0	10,000	5,694.38	.00	4,305.62	56.9%
99328102 570703 DUALENROLL	45,000	0	45,000	.00	45,000.00	.00	100.0%
705 MCHUGH/BRADY ALTERNATIVE SCH							
99210603 512903 TEACHERSAL	83,800	81,618	165,418	59,855.95	.00	105,562.23	36.2%
99210606 512958 PARAPROSAL	33,300	0	33,300	.00	.00	33,300.00	.0%
99210609 512110 SCHCOORDSA	118,662	0	118,662	43,357.62	.00	75,304.38	36.5%
99210612 544400 GENSUPEXP	14,000	-1,000	13,000	2,222.99	1,866.86	8,910.15	31.5%
99211503 512903 TEACHERSAL	167,600	0	167,600	52,404.59	.00	115,195.41	31.3%
99212003 512903 TEACHERSAL	0	0	0	.00	.00	.00	.0%
99213003 512903 TEACHERSAL	83,800	0	83,800	55,007.20	.00	28,792.80	65.6%
99213103 512903 TEACHERSAL	83,800	0	83,800	22,073.63	.00	61,726.37	26.3%
99228103 512135 SOCIALWORK	186,000	0	186,000	72,434.44	.00	113,565.56	38.9%
99237070 512903 SW FSCTEAC	0	0	0	12,975.85	.00	-12,975.85	100.0%*
99237070 530002 CONTR SVC	0	1,000	1,000	69.00	.00	931.00	6.9%
99237070 530064 PROF DEV.	1,000	0	1,000	.00	450.00	550.00	45.0%
99241103 512902 SECCLERSAL	47,892	0	47,892	9,205.67	.00	38,686.71	19.2%
99247103 512960 SWNICUSTOD	42,456	0	42,456	24,166.83	.00	18,289.37	56.9%
805 SYSTEMWIDE SCHOOLS							
99010006 577724 SCHTESTEVA	1,000	0	1,000	.00	.00	1,000.00	.0%
99300003 577771 SUSPENSE	0	0	0	56.50	.00	-56.50	100.0%*
99300004 512159 DIR RESEAR	121,563	0	121,563	43,486.97	.00	78,076.03	35.8%
99305120 544400 OFFICE SUP	8,000	0	8,000	.00	.00	8,000.00	.0%
99310004 544400 OFFICE SUP	0	29,420	29,420	29,420.00	.00	.00	100.0%
99310006 575268 CLASSRENTE	282,672	0	282,672	117,780.00	164,892.00	.00	100.0%
99310008 512155 ACADEMIC	0	0	0	15,038.50	.00	-15,038.50	100.0%*
99310008 512918 SW SCSTIP	14,200	0	14,200	5,000.00	.00	9,200.00	35.2%
99310008 512963 STIP_OTHER	18,326	0	18,326	32,000.00	.00	-13,674.00	174.6%*
99310008 518300 STIPENDS	60,000	2,950	62,950	41,400.00	.00	21,550.00	65.8%
99310008 571801 ED INCENT	106,000	0	106,000	77,200.00	.00	28,800.00	72.8%
99310103 512401 SUBDAYSA	1,200,000	0	1,200,000	94,223.98	.00	1,105,776.02	7.9%
99310103 512402 SUBLTSAL	1,000,000	0	1,000,000	161,196.38	.00	838,803.62	16.1%
99310103 514800 LONGEVSAL	0	0	0	136.94	.00	-136.94	100.0%*




FOR 2021 06

	ORIGINAL APPROP	TRANFRS/ ADJSTMTS	REVISED BUDGET	YTD EXPENDED	ENCUMBRANCES	AVAILABLE BUDGET	PCT USED
99310303 530103 P-EMP PHYS	30,000	0	30,000	7,810.00	16,415.00	5,775.00	80.8%
99310305 512963 STIP OTHER	40,000	0	40,000	.00	.00	40,000.00	.0%
99310450 512135 SOCIALWORK	109,209	0	109,209	39,903.23	.00	69,305.77	36.5%
99311202 512917 SW CSLIAS	72,321	0	72,321	35,607.24	.00	36,713.76	49.2%
99311203 512112 FACILSAL	275,054	0	275,054	128,145.24	.00	146,908.76	46.6%
99311203 512120 ADEDTECSAL	98,402	0	98,402	48,544.44	.00	49,857.56	49.3%
99311204 540900 DP-EQ&SUP	82,207	0	82,207	.00	3,624.00	78,583.00	4.4%
99311204 541000 CMP EO/SOF	120,000	2,337,843	2,457,843	2,341,118.50	.00	116,724.00	95.3%
99311206 530002 CONTR SVC	94,900	0	94,900	.00	86,345.00	8,555.00	91.0%
99312003 512110 SCHLCOORDT	115,100	0	115,100	57,394.70	.00	57,705.30	49.9%
99312006 512110 SCHLCOORDT	113,296	0	113,296	55,780.29	.00	57,515.71	49.2%
99312603 544400 GEN SUP EX	1,000	0	1,000	.00	.00	1,000.00	.0%
99312606 577615 CONTTRANSP	3,000	0	3,000	.00	.00	3,000.00	.0%
99312606 577730 ROTC EQUIP	2,500	0	2,500	.00	.00	2,500.00	.0%
99312804 541500 BASIC TEXT	5,000	0	5,000	.00	.00	5,000.00	.0%
99312804 542000 INSTRUMENT	25,000	1,030	26,030	2,527.00	9,168.95	14,334.05	44.9%
99312805 512903 SW FSCTEAC	251,400	-59,423	191,977	29,712.94	.00	162,264.06	15.5%
99312808 530112 SPEC PROJ	1,800	0	1,800	.00	.00	1,800.00	.0%
99312904 512119 SCHCORR	108,471	0	108,471	54,550.98	.00	53,920.02	50.3%
99312906 544400 GEN SUP EX	5,000	0	5,000	.00	.00	5,000.00	.0%
99313005 512146 Coor Scien	111,178	0	111,178	54,738.55	.00	56,439.45	49.2%
99313103 577760 ADMFEES	60,000	-2,751	57,249	.00	.00	57,249.00	.0%
99320103 512133 ADMSPEDSAL	132,925	0	132,925	64,000.00	.00	68,925.00	48.1%
99320103 512154 ASST SPED	103,000	0	103,000	56,870.20	.00	46,129.80	55.2%
99320106 512104 PSYCHOSAL	865,821	0	865,821	252,059.10	.00	613,761.90	29.1%
99320106 512130 OCCPHYSSAL	1,176,830	0	1,176,830	393,803.44	.00	783,026.56	33.5%
99320106 512136 HOMESAL	30,900	0	30,900	3,345.00	.00	27,555.00	10.8%
99320106 512137 EVALCHRSAL	1,307,324	0	1,307,324	451,108.90	.00	856,215.10	34.5%
99320106 512924 LIAISONASAL	48,000	0	48,000	27,076.88	.00	20,923.12	56.4%
99320106 512925 HEARSIGNSA	42,238	0	42,238	31,578.52	.00	10,659.48	74.8%
99320107 512136 HOMEBOUND	12,000	0	12,000	.00	.00	12,000.00	.0%
99320109 530002 CONTSERV	25,000	0	25,000	43.31	7,300.88	17,655.81	29.4%
99320112 544400 GEN SUP EX	40,000	0	40,000	35,613.12	4,386.88	.00	100.0%
99320115 575333 SPEDTUITEX	5,532,865	0	5,532,865	805,162.01	4,727,702.99	.00	100.0%
99320115 577724 TESTINGEXP	16,000	5,175	21,175	5,174.70	1,333.00	14,667.00	30.7%
99320116 577615 CONTTRANSP	6,477,693	0	6,477,693	1,062,967.59	3,228,375.41	2,186,350.00	66.2%
99322003 512132 HEARSAL	167,600	0	167,600	53,399.38	.00	114,200.62	31.9%
99324103 512131 SPEECHSAL	2,344,826	0	2,344,826	765,875.24	.00	1,578,950.76	32.7%
99325003 512134 VISIONSAL	83,800	0	83,800	26,820.05	.00	56,979.95	32.0%
99326103 577515 HOSPCHILD	55,000	0	55,000	.00	1,000.00	54,000.00	1.8%
99327003 512903 TEACHERSAL	24,205	0	24,205	.00	.00	24,205.00	.0%
99328104 530105 TRAIN/EVAL	35,000	0	35,000	.00	35,000.00	.00	100.0%
99328104 530107 HBINSTRUCT	55,000	0	55,000	19,652.50	.00	35,347.50	35.7%
99330203 524008 OFFRENTEXP	270,000	0	270,000	112,700.72	157,299.28	.00	100.0%



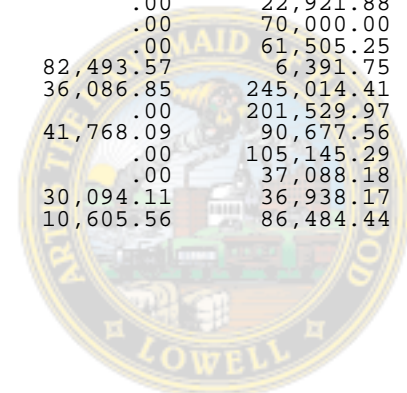
FOR 2021 06

	ORIGINAL APPROP	TRANFRS/ ADJSTMTS	REVISED BUDGET	YTD EXPENDED	ENCUMBRANCES	AVAILABLE BUDGET	PCT USED
99333003 512110 SCHLCOORDT	122,944	0	122,944	60,530.24	.00	62,413.76	49.2%
99334206 512903 SW FSCTEAC	83,800	0	83,800	36,787.49	.00	47,012.51	43.9%
99335551 512104 SWPSYCHOLO	1,324,072	0	1,324,072	454,670.87	.00	869,401.13	34.3%
99336005 544400 OFFICE SUP	0	-4,600	-4,600	.00	.00	-4,600.00	.0%*
99337006 530002 CONT SERV	80,000	0	80,000	2,192.00	650.00	77,158.00	3.6%
99337006 531904 TUITREIMSA	260,000	-2,950	257,050	38,984.14	.00	218,065.86	15.2%
99337007 512301 SW AA PD	169,830	-50,000	119,830	16,275.00	.00	103,555.09	13.6%
99338003 512923 ESLTUTORSAL	0	50,000	50,000	33,585.00	.00	16,415.00	67.2%
99338003 512924 LIAISONSA	120,000	0	120,000	111,136.20	.00	8,863.80	92.6%
99338006 544400 GEN SUP EX	11,000	0	11,000	.00	.00	11,000.00	.0%
99338007 541600 BOOKS	9,000	0	9,000	.00	.00	9,000.00	.0%
99339003 512118 ADLTEDDRSA	108,176	0	108,176	53,260.31	.00	54,915.69	49.2%
99339003 512903 TEACHERSAL	415,970	0	415,970	135,989.67	.00	279,980.33	32.7%
99339004 512112 FACILITORS	296,987	0	296,987	116,616.30	.00	180,370.70	39.3%
99339004 512142 STU ASSI O	117,548	0	117,548	57,874.32	.00	59,673.68	49.2%
99339004 512157 COMM OUT	72,113	0	72,113	35,647.83	.00	36,465.17	49.4%
99340303 563601 STUDINSEXP	27,872	0	27,872	23,045.70	1,109.00	3,717.30	86.7%
99341129 511000 SW PERM	17,057	0	17,057	.00	.00	17,057.00	.0%
99341201 512917 SW CSLIAS	201,605	0	201,605	.00	.00	201,605.00	.0%
99341203 512204 ASST SUPT	165,000	0	165,000	81,230.85	.00	83,769.15	49.2%
99341203 512800 SW SUPERIN	225,000	0	225,000	110,769.15	.00	114,230.85	49.2%
99341203 512901 SW DSCIRRI	159,135	0	159,135	78,343.42	.00	80,791.58	49.2%
99341206 512147 CHIEF	153,375	0	153,375	73,846.27	.00	79,528.73	48.1%
99341206 512148 CHIEF SCH	153,375	0	153,375	73,846.27	.00	79,528.73	48.1%
99341206 512149 CHIEF EQ.	153,375	0	153,375	73,846.27	.00	79,528.73	48.1%
99341206 530002 CONTR SVC	23,000	-364	22,636	5,594.70	4,299.70	12,742.01	43.7%
99341206 531702 ADVERTISING	15,000	0	15,000	13,936.44	1,001.08	62.48	99.6%
99341207 512902 SECCLERSAL	360,975	0	360,975	210,514.87	.00	150,460.13	58.3%
99341209 544400 GEN SUP EX	3,500	364	3,864	3,381.00	482.59	.00	100.0%*
99341212 570701 INTRAVEXP	31,000	0	31,000	10,987.91	.00	20,012.09	35.4%
99341212 577766 EXPENSES	9,500	0	9,500	6,668.14	273.62	2,558.24	73.1%
99341212 577769 MMBSHPEXP	10,500	0	10,500	4,865.00	.00	5,635.00	46.3%
99341215 512143 COUNSEL	114,406	0	114,406	56,327.43	.00	58,078.57	49.2%
99341215 512150 DEP CFO	96,838	0	96,838	47,678.06	.00	49,159.94	49.2%
99341215 512206 ASST, BMNGR	100,824	0	100,824	49,640.56	.00	51,183.44	49.2%
99341215 512916 Comprepair	71,605	0	71,605	147,290.67	.00	-75,685.67	205.7%*
99341215 512919 COUNSEL	45,000	0	45,000	.00	.00	45,000.00	.0%*
99341215 512920 BUDANLSAL	0	0	0	36,942.88	.00	-36,942.88	100.0%*
99341215 512921 MISSPECSAL	83,447	0	83,447	41,084.78	.00	42,362.22	49.2%
99341215 512922 MAILCOURSA	38,233	0	38,233	18,640.30	.00	19,592.70	48.8%
99341215 512965 SUB CALLNG	15,000	0	15,000	6,428.52	.00	8,571.48	42.9%
99341215 513001 CLERKS	30,000	0	30,000	29,171.70	.00	828.30	97.2%
99341218 530002 CONTSERV	35,000	0	35,000	.00	.00	35,000.00	.0%
99341218 530041 CONT LEGAL	15,000	-2,500	12,500	.00	1,000.00	11,500.00	8.0%



FOR 2021 06

	ORIGINAL APPROP	TRANFRS/ ADJSTMTS	REVISED BUDGET	YTD EXPENDED	ENCUMBRANCES	AVAILABLE BUDGET	PCT USED
99341218 531702 ADVERTEXP	0	2,500	2,500	1,197.00	.00	1,303.00	47.9%
99341218 531800 PRINT&BIND	15,000	3,778	18,778	6,106.06	12,340.33	332.01	98.2%
99341218 536900 POSTAGE_SW	50,000	0	50,000	50,000.00	.00	.00	100.0%
99341221 544400 GEN SUP EX	15,000	1,200	16,200	3,091.00	1,118.08	11,990.92	26.0%
99341224 570100 PROGANLEXP	30,000	0	30,000	.00	1,700.00	28,300.00	5.7%
99341224 570402 INTERNETXP	40,000	0	40,000	10,284.78	25,666.36	4,048.86	89.9%
99341224 575270 SCHCOPIERL	0	82,299	82,299	43,782.17	37,301.84	1,214.97	98.5%
99341224 575422 CONTSERV	205,116	-43,480	161,636	36,295.39	59,325.97	66,015.07	59.2%
99341224 577600 COMPMAIN	80,941	-15,000	65,941	55,344.78	5,657.69	4,938.53	92.5%
99341224 577717 SOFTWARE	15,780	15,000	96,780	96,296.72	.00	483.28	99.5%
99341227 570102 HRDW SOFTW	70,000	6,400	76,400	12,980.60	79.00	63,340.40	17.1%
99341228 573700 STIPENDS	2,550	0	2,550	1,250.00	.00	1,300.00	49.0%
99341230 512151 CLIMATE SP	80,799	0	80,799	39,384.58	.00	41,414.42	48.7%
99341230 512152 HR ASSIST	77,265	0	77,265	38,041.22	.00	39,223.78	49.2%
99341230 512902 SECCLERSAL	812,766	0	812,766	422,562.99	.00	390,203.01	52.0%
99341230 512973 ASST HR	82,415	0	82,415	40,577.08	.00	41,837.92	49.2%
99341232 512140 SCH DBASE	83,325	0	83,325	40,615.68	.00	42,709.32	48.7%
99341233 520703 NETMGRSAL	58,956	0	58,956	32,470.86	.00	26,485.14	55.1%
99341303 512902 NONINST SW	20,000	0	20,000	10,000.12	.00	9,999.88	50.0%
99341303 512918 SCHCOMSTI	72,000	0	72,000	29,538.56	.00	42,461.44	41.0%
99341312 577732 SUBSCRIPXP	3,500	0	3,500	.00	.00	3,500.00	.0%
99341312 577766 EXPENSES	5,340	0	5,340	64.99	.00	5,275.01	1.2%
99341312 577769 MMBSHPEXP	2,450	0	2,450	950.00	.00	1,500.00	38.8%
99341403 512116 ATTDOFFRSA	76,916	0	76,916	25,145.89	.00	51,770.11	32.7%
99341403 512910 ATTDMONSAL	35,319	0	35,319	22,073.64	.00	13,245.36	62.5%
99341504 530000 PROF SVC	50,000	0	50,000	.00	50,000.00	.00	100.0%
99341504 530002 CONTR SVC	23,000	0	23,000	3,335.00	.00	19,665.00	14.5%
99341505 530002 CONTR SVC	10,000	0	10,000	.00	.00	10,000.00	.0%
99341506 545700 GEN-SUP	15,000	0	15,000	5,500.00	.00	9,500.00	36.7%
99345006 563600 BC/BSEXP	13,735,648	0	13,735,648	5,122,148.80	.00	8,613,498.82	37.3%
99347103 512158 FAC AREA	154,000	0	154,000	34,881.17	.00	119,118.83	22.7%
99347103 512906 SUPVCUSTSA	95,808	0	95,808	47,170.88	.00	48,637.12	49.2%
99347103 512960 SWNICUSTOD	84,912	0	84,912	50,376.97	.00	34,535.43	59.3%
99347103 513000 OVERTMISCS	70,000	0	70,000	47,078.12	.00	22,921.88	67.3%
99347103 513002 OVERBLDGSA	70,000	0	70,000	.00	.00	70,000.00	.0%
99347103 513101 MANOUTOT	95,000	0	95,000	33,494.75	.00	61,505.25	35.3%
99347106 530002 CONTSERV	200,000	9,455	209,455	120,569.68	82,493.57	6,391.75	96.9%
99347109 544400 GEN SUP EX	300,000	47,461	347,461	66,359.87	36,086.85	245,014.41	29.5%
99347112 537600 WTER-SEWER	250,000	0	250,000	48,470.03	.00	201,529.97	19.4%
99347112 575243 RPRMAINTEX	150,000	3,200	153,200	20,754.33	41,768.09	90,677.56	40.8%
99347112 575370 UTILTELEEX	175,000	0	175,000	69,854.71	.00	105,145.29	39.9%
99347112 575452 FLOORCHEM	42,000	0	42,000	4,911.82	.00	37,088.18	11.7%
99347203 576110 MAINREPEUI	125,000	0	125,000	57,967.72	30,094.11	36,938.17	70.4%
99347206 584600 CAPIT EXPE	100,000	0	100,000	2,910.00	10,605.56	86,484.44	13.5%




FOR 2021 06

	ORIGINAL APPROP	TRANFRS/ADJSTMTS	REVISED BUDGET	YTD EXPENDED	ENCUMBRANCES	AVAILABLE BUDGET	PCT USED
99348003 512902 SECCLERSAL	14,000	0	14,000	.00	.00	14,000.00	.0%
99348006 530002 CONTSERV	4,000	0	4,000	225.00	.00	3,775.00	5.6%
99348009 541000 TECHNO EXP	5,000	0	5,000	.00	.00	5,000.00	.0%
99348009 544400 GEN SUP EX	8,000	0	8,000	4,575.00	.00	3,425.00	57.2%
99348012 577615 CONTTRANSP	5,004,000	0	5,004,000	409,627.06	3,884,322.54	710,050.40	85.8%

4 PUBLIC WORKS

400 DPW GENERAL

04004151 511000 SALARIES -	494,537	0	494,537	239,136.29	.00	255,400.71	48.4%
04004151 512000 S & W TEMP	7,200	0	7,200	8,140.68	.00	-940.68	113.1%*
04004152 520100 UTILITY EL	185,111	0	185,111	66,499.33	.00	118,611.67	35.9%
04004152 520101 UTILITY HE	37,000	0	37,000	5,790.33	.00	31,209.67	15.6%
04004153 520200 TELEPHONE	2,359	0	2,359	2,019.64	324.49	14.87	99.4%
04004153 520500 REPAIR & M	35,563	-500	35,063	14,422.64	1,655.02	18,985.34	45.9%
04004153 520503 ELECTRICAL	35,250	0	35,250	4,276.77	2,923.23	28,050.00	20.4%
04004153 524000 RENTAL OF	7,078	0	7,078	984.71	1,042.56	5,050.73	28.6%
04004153 524004 UNIFORM RE	11,325	0	11,325	.00	5,000.00	6,325.00	44.2%
04004153 525100 LEASING EQ	8,000	0	8,000	3,756.00	3,648.00	596.00	92.6%
04004153 530000 PROFESSION	104,508	0	104,508	40,219.49	14,170.00	50,118.51	52.0%
04004153 530058 INSP STICK	11,000	0	11,000	.00	700.00	10,300.00	6.4%
04004153 530062 TREE	57,590	0	57,590	13,455.33	24,744.67	19,390.00	66.3%
04004153 530105 TRAINING/E	3,250	0	3,250	549.00	.00	2,701.00	16.9%
04004153 531702 ADVERTISIN	2,869	0	2,869	70.43	879.57	1,919.00	33.1%
04004154 542500 AUTOMOTIVE	77,500	700	78,200	27,215.30	19,164.53	31,820.17	59.3%
04004154 542501 GAS & MO	72,500	0	72,500	24,448.07	41,694.27	6,357.66	91.2%
04004154 543700 PUBLIC WOR	10,056	0	10,056	2,260.16	918.34	6,877.50	31.6%
04004154 544000 REP & MNT-	64,763	0	64,763	16,287.07	18,095.07	30,380.86	53.1%
04004154 544400 OFFICE SUP	2,875	0	2,875	264.12	18.95	2,591.93	9.8%
04004154 589110 OFLW BAGS	30,000	13,110	43,110	20,610.00	.00	22,500.00	47.8%
04004157 570704 TRAN REIMB	3,492	0	3,492	613.71	.00	2,878.29	17.6%
04004157 571300 DPW-VARIOU	147,338	0	147,338	81,646.89	31,968.10	33,723.01	77.1%
04004157 573400 MISCELLANE	22,209	0	22,209	3,119.54	.00	19,089.46	14.0%
04004170 589111 PLOWS & FR	7,500	0	7,500	.00	.00	7,500.00	.0%
04004170 589122 RP ALRM SY	29,375	0	29,375	2,156.70	5,943.30	21,275.00	27.6%
04004170 589165 IRRIGATION	3,750	0	3,750	1,176.59	823.41	1,750.00	53.3%
04007953 520507 REPAIR & M	84,938	0	84,938	26,757.50	2,830.53	55,349.97	34.8%
04007954 543100 CUSTODIAL-	9,438	0	9,438	4,851.79	142.74	4,443.47	52.9%
04007954 543400 GRAFFITI S	8,494	0	8,494	.00	500.00	7,994.00	5.9%
04007954 543800 BUILDING-S	70,780	0	70,780	8,562.56	5,456.45	56,760.99	19.8%



FOR 2021 06

	ORIGINAL APPROP	TRANFRS/ ADJSTMTS	REVISED BUDGET	YTD EXPENDED	ENCUMBRANCES	AVAILABLE BUDGET	PCT USED
04007975 582500 IMPROVEMEN	75,500	0	75,500	11,847.59	9,814.92	53,837.49	28.7%
04008151 511000 SALARIES -	459,556	0	459,556	227,336.06	.00	232,219.94	49.5%
04008151 513000 SW OVERTIM	15,000	0	15,000	13,655.21	.00	1,344.79	91.0%
04008351 511000 SALARIES -	1,248,289	0	1,248,289	575,299.38	.00	672,989.62	46.1%
04008351 513000 SW OVERTIM	21,000	0	21,000	32,207.13	.00	-11,207.13	153.4%*
04008551 513000 OVERTIME	200,000	-16,833	183,167	80,328.22	.00	102,838.78	43.9%
04008753 529600 SNOW & ICE	775,000	0	775,000	87,902.50	424,597.50	262,500.00	66.1%
04008757 573400 MISCELLANE	50,000	0	50,000	36,965.36	40,212.75	-27,178.11	154.4%*
04008766 542300 SAND AND S	325,000	0	325,000	19,333.18	233,166.82	72,500.00	77.7%
04008952 520103 ENERGY-STR	298,706	0	298,706	126,915.52	13,260.95	158,529.53	46.9%
04008953 520513 R&M DWT LT	23,594	0	23,594	.00	2,590.00	21,004.00	11.0%
04009175 588503 IMPROV-HIG	18,850	1,082	19,932	10,316.49	2,785.01	6,830.00	65.7%
04009353 521400 HAZARDOUS	17,501	0	17,501	4,435.20	312.50	12,753.30	27.1%
04009353 521504 TRASH COLL	6,688,493	210,556	6,899,049	3,162,208.94	1,449,391.32	2,287,449.19	66.8%
04009353 545700 GEN-SUP	40,000	0	40,000	.00	.00	40,000.00	.0%
04009557 571903 INS. PREMI	299,997	0	299,997	269,570.00	.00	30,427.00	89.9%


491 CEMETERY

04914151 511000 SALARIES -	222,485	0	222,485	108,207.38	.00	114,277.62	48.6%
04914151 512000 S & W TEMP	10,000	0	10,000	5,016.09	.00	4,983.91	50.2%
04914151 513000 OVERTIME	18,125	0	18,125	6,139.02	.00	11,985.98	33.9%
04914152 520101 UTILITY HE	9,000	0	9,000	2,076.73	.00	6,923.27	23.1%
04914153 520100 UTILITY EL	5,000	0	5,000	1,952.14	.00	3,047.86	39.0%
04914153 530000 PROFESSION	190,112	17,490	207,602	94,294.46	61,726.72	51,580.82	75.2%
04914157 573400 MISCELLANE	849	0	849	140.55	.00	708.45	16.6%
04914170 580301 CEM.IMPROV	9,320	5	9,325	295.05	.00	9,029.88	3.2%
04914170 589188 FENCES	9,438	0	9,438	.00	2,179.00	7,259.00	23.1%
04914175 580300 WESTLAWN I	3,303	60,000	63,303	1,322.35	.00	61,980.65	2.1%
04914254 542700 GRNDK-SUP	3,494	0	3,494	50.00	.00	3,444.00	1.4%
04914254 544400 OFFICE SUP	1,416	0	1,416	250.00	.00	1,166.00	17.7%
04914254 545100 CEM-FLWERS	2,831	0	2,831	.00	1,200.00	1,631.00	42.4%
04914254 545300 MISC-SUP-O	237	0	237	.00	.00	237.00	.0%

5 HEALTH & HUMAN SERVICES


510 HEALTH DEPARTMENT

05104151 511000 SALARIES -	2,986,004	0	2,986,004	1,158,094.31	.00	1,827,909.69	38.8%
05104151 512000 S & W TEMP	124,479	0	124,479	9,772.50	.00	114,706.50	7.9%



FOR 2021 06

	ORIGINAL APPROP	TRANFRS/ ADJSTMTS	REVISED BUDGET	YTD EXPENDED	ENCUMBRANCES	AVAILABLE BUDGET	PCT USED
05104151 512963 STIP OTHER	38,900	0	38,900	.00	.00	38,900.00	.0%
05104151 513000 OVERTIME	1,540	0	1,540	842.84	.00	697.16	54.7%
05104153 520100 ELECTRICIT	25,000	0	25,000	4,800.91	.00	20,199.09	19.2%
05104153 520200 TELEPHONE	6,000	0	6,000	1,790.12	2,840.98	1,368.90	77.2%
05104153 520500 REPAIR & M	2,600	0	2,600	478.46	27.78	2,093.76	19.5%
05104153 520504 R&M-VEHCL	1,500	0	1,500	235.75	272.90	991.35	33.9%
05104153 524005 PREMISES R	237,676	-39,420	198,256	.00	19,710.00	178,546.00	9.9%
05104153 530000 PROFESSION	20,000	19,710	39,710	26,339.18	4,712.92	8,657.90	78.2%
05104153 531702 ADVERTISIN	1,000	0	1,000	.00	.00	1,000.00	.0%
05104153 531800 PRINTING	1,000	0	1,000	543.00	228.00	229.00	77.1%
05104153 542300 GAS	1,300	0	1,300	.00	.00	1,300.00	.0%
05104153 588200 COOP	1,500	0	1,500	322.68	727.05	450.27	70.0%
05104154 541000 COMPUTER E	14,090	0	14,090	11,552.00	1,152.00	1,386.00	90.2%
05104157 570401 DUES & SUB	1,650	0	1,650	.00	1,119.00	531.00	67.8%
05104157 570702 TRANS REIM	14,000	0	14,000	1,797.53	.00	12,202.47	12.8%
05104170 589161 MISC EQUIP	4,000	0	4,000	1,604.08	134.86	2,261.06	43.5%
05104170 589166 OFFICE FUR	7,500	19,710	27,210	22,266.03	3,305.62	1,638.35	94.0%
05104254 543100 CUSTDL-SUP	1,000	0	1,000	435.83	78.98	485.19	51.5%
05104254 544100 HNURSE SUP	15,794	0	15,794	278.70	56.90	15,458.40	2.1%
05104254 544400 OFFICE SUP	1,203	0	1,203	613.62	177.18	412.20	65.7%
05104254 545300 MISC-SUP-O	503	0	503	.00	.00	503.00	.0%
05104254 582521 OUTREACH	3,200	0	3,200	1,009.21	150.00	2,040.79	36.2%
05104257 571903 INS.PREM-O	2,300	0	2,300	1,653.43	.00	646.57	71.9%
541 COUNCIL ON AGING							
05414151 511000 SALARIES -	409,871	0	409,871	175,801.65	.00	234,069.35	42.9%
05414151 513000 OVERTIME	1,000	0	1,000	.00	.00	1,000.00	.0%
05414152 520100 UTILITY EL	50,000	0	50,000	22,338.44	.00	27,661.56	44.7%
05414152 520101 UTILITY HE	16,000	0	16,000	3,014.00	.00	12,986.00	18.8%
05414153 520500 REPAIR & M	6,000	0	6,000	337.00	638.00	5,025.00	16.3%
05414153 530017 ELD SVC	3,800	0	3,800	2,945.03	854.97	.00	100.0%
05414154 542000 MEALS ON W	5,500	0	5,500	200.00	972.54	4,327.46	21.3%
05414154 542300 GAS & MOTO	2,300	0	2,300	262.36	.00	2,037.64	11.4%
05414154 543000 CLEANG-SUP	4,000	0	4,000	1,964.19	20.88	2,014.93	49.6%
05414154 544400 OFFICE SUP	1,000	0	1,000	452.70	133.68	413.62	58.6%
05414157 570702 TRANS REIM	375	0	375	.00	.00	375.00	.0%
05414159 589161 MISC EQUIP	1,500	0	1,500	.00	.00	1,500.00	.0%
05414257 571903 INS.PREM-O	25,000	0	25,000	15,317.87	.00	9,682.13	61.3%
543 VETERAN'S							
05434151 511000 SALARIES -	162,020	0	162,020	79,448.65	.00	82,571.35	49.0%



FOR 2021 06

	ORIGINAL APPROP	TRANFRS/ ADJSTMTS	REVISED BUDGET	YTD EXPENDED	ENCUMBRANCES	AVAILABLE BUDGET	PCT USED
<u>05434153 535900 CELEBRATIO</u>	8,000	0	8,000	1,409.00	.00	6,591.00	17.6%
<u>05434154 525100 L EOP&SVC</u>	2,300	0	2,300	948.00	948.00	404.00	82.4%
<u>05434154 544400 OFFICE SUP</u>	1,200	0	1,200	.00	.00	1,200.00	.0%
<u>05434157 570702 TRANS REIM</u>	1,650	0	1,650	50.00	.00	1,600.00	3.0%
<u>05434157 573100 VETERANS'</u>	620,627	0	620,627	269,229.29	.00	351,397.71	43.4%

6 CULTURE & RECREATION

610 LIBRARY


<u>06104151 511000 SALARIES -</u>	920,667	50,000	970,667	467,941.69	.00	502,725.31	48.2%
<u>06104151 512000 SW TEMP</u>	9,807	70,000	79,807	17,507.04	.00	62,299.96	21.9%
<u>06104151 514300 SHIFT DIFF</u>	5,633	0	5,633	1,253.47	.00	4,379.53	22.3%
<u>06104152 520100 UTILITY EL</u>	76,000	0	76,000	24,373.34	.00	51,626.66	32.1%
<u>06104153 520500 REPAIR & M</u>	6,000	0	6,000	3,685.63	875.60	1,438.77	76.0%
<u>06104153 525100 L EOP&SVC</u>	28,000	0	28,000	13,898.43	10,628.28	3,473.29	87.6%
<u>06104153 529200 MV-LIBRARY</u>	54,598	0	54,598	50,048.16	.00	4,549.84	91.7%
<u>06104153 530000 PROF SVC</u>	0	30,000	30,000	6,860.51	1,129.66	22,009.83	26.6%
<u>06104154 540400 LIBRARY-AU</u>	37,551	115,000	152,551	36,105.22	14,662.55	101,783.23	33.3%
<u>06104154 544400 OFFICE SUP</u>	5,000	10,000	15,000	1,574.98	350.03	13,074.99	12.8%
<u>06104254 543100 CUSTDL-SUP</u>	5,000	0	5,000	644.58	.00	4,355.42	12.9%

630 RECREATION

<u>06304151 511000 SALARIES -</u>	165,355	0	165,355	104,129.02	.00	61,225.98	63.0%
<u>06304151 512000 S & W TEMP</u>	224,426	0	224,426	59,608.84	.00	164,817.16	26.6%
<u>06304151 513000 OVERTIME</u>	3,000	0	3,000	.00	.00	3,000.00	.0%
<u>06304153 520609 WINTER REC</u>	9,250	0	9,250	880.00	.00	8,370.00	9.5%
<u>06304153 530036 SPECIAL PR</u>	12,250	0	12,250	5,077.44	1,986.56	5,186.00	57.7%
<u>06304154 540102 SUMMER PRO</u>	10,200	0	10,200	.00	.00	10,200.00	.0%
<u>06304154 544400 OFFICE SUP</u>	900	0	900	92.19	210.06	597.75	33.6%
<u>06304157 530103 P-EMP PHYS</u>	2,500	-900	1,600	1,000.00	.00	600.00	62.5%
<u>06304157 570702 TRANS REIM</u>	4,500	900	5,400	1,271.90	.00	4,128.10	23.6%
<u>06304157 573400 MISCELLANE</u>	6,500	0	6,500	3,011.00	.00	3,489.00	46.3%

650 PARKS

<u>06504151 511000 SALARIES -</u>	1,331,984	0	1,331,984	616,838.22	.00	715,145.78	46.3%
<u>06504151 512000 S & W TEMP</u>	75,000	17,833	92,833	41,685.00	.00	51,148.00	44.9%




FOR 2021 06

	ORIGINAL APPROP	TRANFRS/ ADJSTMTS	REVISED BUDGET	YTD EXPENDED	ENCUMBRANCES	AVAILABLE BUDGET	PCT USED
06504151 513000 OVERTIME	107,000	0	107,000	37,494.92	.00	69,505.08	35.0%
06504151 513005 OT SPEC EV	9,438	0	9,438	.00	.00	9,438.00	.0%
06504151 514300 SW SHIFT	943	0	943	29.07	.00	913.93	3.1%
06504152 520100 UTILITY EL	158,000	0	158,000	56,659.80	.00	101,340.20	35.9%
06504152 520101 UTILITY HE	37,000	0	37,000	6,567.80	.00	30,432.20	17.8%
06504153 520200 TELEPHONE	1,888	0	1,888	508.50	816.50	563.00	70.2%
06504153 520500 REPAIR & M	54,667	0	54,667	17,020.28	2,905.55	34,741.17	36.4%
06504153 520611 POOL MAINT	8,831	0	8,831	.00	.00	8,831.00	.0%
06504153 530000 PROFESSION	33,375	425	33,800	5,553.27	819.57	27,427.43	18.9%
06504153 530105 TRAINING/E	472	0	472	.00	.00	472.00	.0%
06504153 531002 BOTANICAL	4,719	0	4,719	.00	.00	4,719.00	.0%
06504153 531702 ADVERTISIN	708	0	708	.00	.00	708.00	.0%
06504154 540103 PARK SUPPL	30,750	0	30,750	3,448.71	2,042.92	25,258.37	17.9%
06504154 542300 GAS & MOTO	30,500	0	30,500	7,974.77	.00	22,525.23	26.1%
06504154 544400 OFFICE SUP	944	0	944	166.00	.00	778.00	17.6%
06504154 545300 MISC-SUPPL	9,202	0	9,202	298.60	1,001.40	7,902.00	14.1%
06504157 573200 LICENSES	4,719	0	4,719	2,119.72	.00	2,599.28	44.9%
06504170 589161 MISC EQUIP	10,322	0	10,322	.00	.00	10,322.00	.0%
06504170 589188 FENCES	22,563	0	22,563	3,356.00	6,794.00	12,413.00	45.0%
06504170 589193 TRIMMERS, M	2,375	0	2,375	1,020.00	.00	1,355.00	42.9%
06504170 589218 COMMUNICAT	1,368	0	1,368	.00	.00	1,368.00	.0%
06504175 580306 FIELD MAIN	4,719	0	4,719	1,390.00	9.00	3,320.00	29.6%
06504175 580307 VARNUM PRK	3,303	0	3,303	.00	.00	3,303.00	.0%
06504175 589223 POOL RENOV	3,775	0	3,775	.00	.00	3,775.00	.0%
06504254 541000 CMP EQ/SOF	2,359	0	2,359	1,200.33	1,158.67	.00	100.0%
06504275 588400 IM-PRK-PLY	81,085	0	81,085	3,917.31	.49	77,167.20	4.8%
06504275 588400 DISPO IM-PRK-PLY	3,303	0	3,303	.00	.00	3,303.00	.0%
06504275 588400 FEROS IM-PRK-PLY	3,775	0	3,775	3,773.49	1.51	.00	100.0%
06504275 588400 FLAGS IM-PRK-PLY	2,359	0	2,359	.00	.00	2,359.00	.0%
06504275 588400 PHYTS IM-PRK-PLY	1,416	0	1,416	.00	.00	1,416.00	.0%
06504275 588400 TTME IM-PRK-PLY	5,750	0	5,750	3,384.54	2,365.46	.00	100.0%
06504275 588400 WEEDS IM-PRK-PLY	5,069	0	5,069	295.02	4.98	4,769.00	5.9%
06504354 543800 BUILD-SUP	3,775	0	3,775	.00	.00	3,775.00	.0%

7 DEBT SERVICES


710 PRINCIPAL ON MATURING DEBT

07109795 597000 IN GEN LTD	4,176,485	0	4,176,485	2,055,711.57	.00	2,120,773.43	49.2%
07109795 597200 INTEM LOAN	268,207	0	268,207	.00	.00	268,207.00	.0%
07109795 597300 DEBT PRINC	7,545,103	0	7,545,103	6,115,399.00	.00	1,429,704.00	81.1%



FOR 2021 06

	ORIGINAL APPROP	TRANFRS/ ADJSTMTS	REVISED BUDGET	YTD EXPENDED	ENCUMBRANCES	AVAILABLE BUDGET	PCT USED
8 STATE ASSESSMENTS							
800 INTERGOVERNMENTAL							
08009704 563001 CHARTER SC	30,094,618	0	30,094,618	13,691,110.00	.00	16,403,508.00	45.5%
08009704 563002 SCH CHOICE	868,346	0	868,346	445,778.00	.00	422,568.00	51.3%
08009704 564000 AIR POLT C	27,447	0	27,447	13,674.00	.00	13,773.00	49.8%
08009704 564001 RTRAN AUTH	1,070,448	0	1,070,448	532,614.00	.00	537,834.00	49.8%
08009704 564004 SPEC ED	56,316	0	56,316	28,710.00	.00	27,606.00	51.0%
08009704 564005 NRNL-X TX	325,440	0	325,440	162,770.00	.00	162,670.00	50.0%
08009704 564006 MOSQUITO	78,053	0	78,053	39,268.00	.00	38,785.00	50.3%
9 MISCELLANEOUS							
910 RETIREMENT							
09109716 521800 RETIRE-SCH	8,228,325	0	8,228,325	8,228,325.00	.00	.00	100.0%
09109716 560800 RETIRE-CIT	20,469,435	0	20,469,435	20,469,435.00	.00	.00	100.0%
09109716 572600 PEN-ANNUIT	25,000	0	25,000	11,516.60	.00	13,483.40	46.1%
912 WORKER'S COMPENSATION							
09129711 516900 WCCOMPSCH	725,000	0	725,000	284,675.39	.00	440,324.61	39.3%
09129711 517100 WCCOMPCTY	200,000	0	200,000	65,902.65	.00	134,097.35	33.0%
913 UNEMPLOYMENT INSURANCE							
09139710 517200 UECOMPCTY	200,000	0	200,000	67,650.40	.00	132,349.60	33.8%
09139710 517201 UECOMPSCH	300,000	0	300,000	496,577.97	.00	-196,577.97	165.5%*
914 HEALTH INSURANCE							
09149713 563600 HLTH INSUR	23,750,000	0	23,750,000	11,704,559.87	9,000.00	12,036,440.13	49.3%
916 MEDICARE							
09139714 572000 HIND-MEDIC	2,800,000	0	2,800,000	1,268,503.71	.00	1,531,496.29	45.3%



FOR 2021 06

	ORIGINAL APPROP	TRANFRS/ ADJSTMTS	REVISED BUDGET	YTD EXPENDED	ENCUMBRANCES	AVAILABLE BUDGET	PCT USED
GRAND TOTAL	388,402,695	3,434,265	391,836,960	171,834,368.77	17,087,680.81	202,914,910.20	48.2%

** END OF REPORT - Generated by Tina Masiello **



REPORT OPTIONS

Sequence	Field #	Total	Page Break
Sequence 1	1	N	N
Sequence 2	2	N	N
Sequence 3	3	N	N
Sequence 4	0	N	N

Report title:

YEAR-TO-DATE BUDGET REPORT

Includes accounts exceeding 0% of budget.

Print totals only: N

Print Full or Short description: S

Print full GL account: N

Format type: 1

Double space: N

Suppress zero bal accts: Y

Include requisition amount: N

Print Revenues-Version headings: N

Print revenue as credit: Y

Print revenue budgets as zero: N

Include Fund Balance: N

Print journal detail: N

From Yr/Per: 2020/13

To Yr/Per: 2020/13

Include budget entries: Y

Incl encumb/liq entries: Y

Sort by JE # or PO #: J

Detail format option: 1

Include additional JE comments: N

Multiyear view: F

Amounts/totals exceed 999 million dollars: N

Year/Period: 2021/ 6

Print MTD Version: N

Roll projects to object: N

Carry forward code: 1

Field Name	Field Value
Fund	0010
FUNCTION	
DEPARTMENT	
AP/UM/OET	
DOE/PROGS	
FY/GRADE	
LEVEL	
CATEGORY	
Character Code	
Org	
Object	
Project	
Account type	Expense



REPORT OPTIONS

Account status
Rollup Code

