

Overdoses: 74 or 2.4 per day

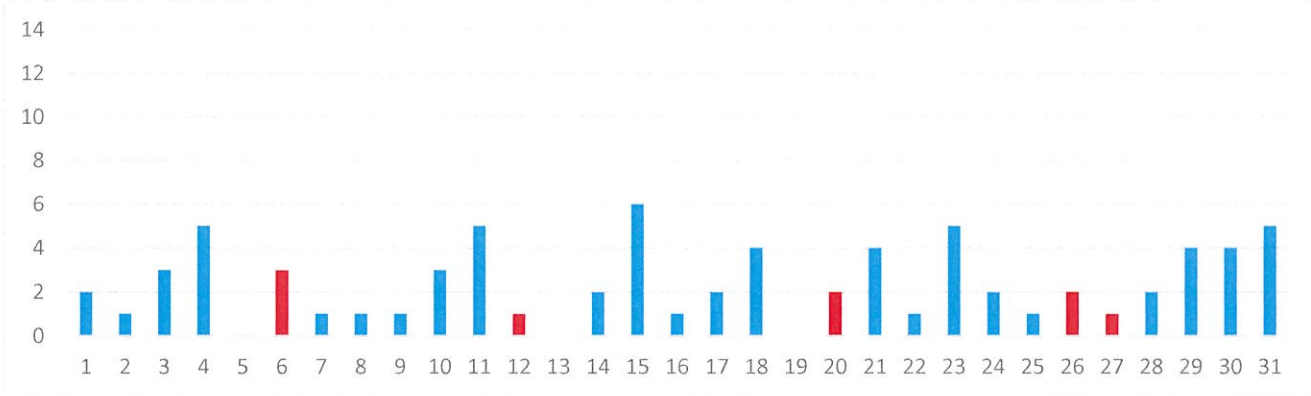
Day of the week:

Day	Mon	Tue	Wed	Thu	Fri	Sat	Sun
Count	9	14	12	15	15	3	6
Average	2.3	2.8	2.4	3.0	3.8	0.8	1.5

74

Day of the month:

Note: Red columns are Saturdays and Sundays



Hour of the day:

0	1	2	3	4	5	6	7	8	9	10	11	12	13	14	15	16	17	18	19	20	21	22	23
4	1	2	1	3	2	1	1	2	5	1	2	2	5	2	6	4	7	2	3	2	7	5	4

74

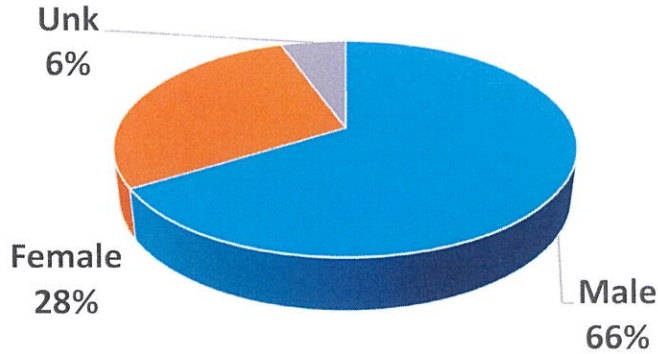
Section of the city:

Neighborhood	Count
Acre	9
Back Central	15
Belvidere	0
Centralville	8
Downtown	20
Highlands	3
Lower Belvidere	0
Lower Highlands	5
Pawtucketville	10
Sacred Heart	3
South Lowell	1

74

Profile of patient

Sex	Count	Avg Age	Range
Female	21	41	12-67
Male	49	40	20-67



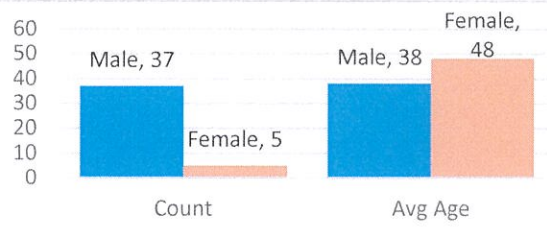
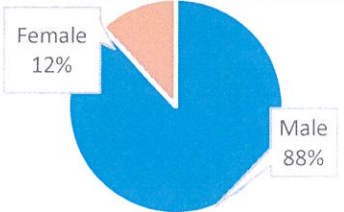
Age	#
12 and U	1
13-15	1
16-17	1
18-21	2
22	0
23	0
24	0
25	3
26	0
27	0
28	1
29	2
30	4
31	4
32	1
33	0
34	5
35	6
36	1
37	8
38	1
39	1
40	1
41	2
42	0
43	1
44	1
45	0
46	1
47	1
48	0
49	0
50	4
51-55	8
56-60	4
61-65	3
66-70	2
71 and up	0
Unk	4

19-Dec	20-Jan	20-Feb	20-Mar	20-Apr	20-May	20-Jun	20-Jul	20-Aug	20-Sep	20-Oct	20-Nov	20-Dec
95	78	84	75	96	119	96	91	103	126	94	108	74
3.1	2.5	2.9	2.4	3.2	3.8	3.2	2.9	3.3	4.2	3.0	3.6	2.4



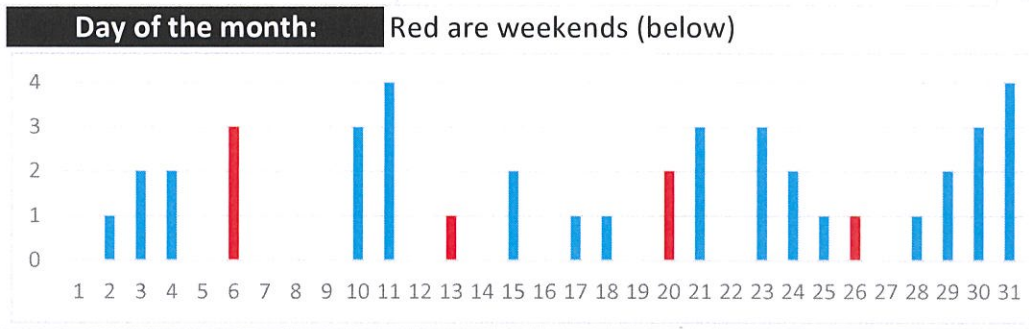
Categorized Opiate Report: Dec-20 Lowell, MA

Priority of patient	
Priority 1	31
Priority 2	6
Priority 3	5



Age	
12 and U	0
13-15	0
16-17	0
18-21	0
22	0
23	1
24	0
25	2
26	0
27	0
28	0
29	1
30	2
31	2
32	0
33	0
34	5
35	6
36	1
37	4
38	1
39	1
40	1
41	2
42	0
43	1
44	1
45	0
46	1
47	1
48	0
49	0
50	3
51-55	3
56-60	1
61-65	1
66+	1
Unk	0

Day of the week:	#	Avg
Mon	4	1.0
Tue	4	0.8
Wed	7	1.4
Thu	12	2.4
Fri	8	2.0
Sat	1	0.3
Sun	6	1.5



Hour of the day:	0	1	2	3	4	5	6	7	8	9	10	11	12	13	14	15	16	17	18	19	20	21	22	23
Count	1	1	0	0	2	0	1	0	1	5	0	2	2	3	2	2	1	5	1	2	2	3	4	2

Location of patient	#
Private Residence	17
Public Location- Inside	6
Public Location- Outside	18
Residential Institution	1

Narcan used by:			
Lowell FD	11	Lowell PD	2
Trinity ALS	1	Trinity BLS	10
LGH ALS	4	Other	9
Park Ranger	0		

Narcan doses	
2mg - 7	33 0
4mg - 10	34 5
6-8mg - 5	35 6
10mg+ - 5	36 1

Neighborhood	Count
Acre - 5	37 4
Back Central - 8	38 1
Centralville - 4	39 1
Downtown - 14	40 1
Highlands - 1	41 2
Lwr Highlands - 2	42 0
Pawtucketville - 4	43 1
Sacred Heart - 3	44 1
South Lowell - 1	45 0

Home town of pt	Count
Lawrence - 1, Lowell - 28, Lynn - 1, Marlborough - 1, Nashua - 1, Randolph - 1, Revere - 1, Unknown - 8	46 1

Last 12 months All ORI calls												
19-Dec	20-Jan	20-Feb	20-Mar	20-Apr	20-May	20-Jun	20-Jul	20-Aug	20-Sep	20-Oct	20-Nov	20-Dec
37	32	31	28	48	57	49	44	41	56	26	35	42
1.2	1.0	1.1	0.9	1.6	1.8	1.6	1.4	1.3	1.9	0.8	1.2	1.4

Last 12 months Priority 1 only												
19-Dec	20-Jan	20-Feb	20-Mar	20-Apr	20-May	20-Jun	20-Jul	20-Aug	20-Sep	20-Oct	20-Nov	20-Dec
27	21	17	19	26	31	25	22	22	27	15	18	31
0.9	0.7	0.6	0.6	0.9	1.0	0.8	0.7	0.7	0.9	0.5	0.6	1.0

	ORI - daily average					Yr avg	Priority 1 only- daily average					Yr avg	Age
	Q1	Q2	Q3	Q4	Yr avg		Q1	Q2	Q3	Q4	Yr avg		
2011	0.6	0.6	0.6	0.4	0.7	0.2	0.08	0.1	0.09	0.2	51-55	3	
2012	0.5	0.8	0.7	0.6	0.7	0.1	0.2	0.3	0.3	0.2	56-60	1	
2013	0.7	1.2	1.1	0.6	0.9	0.3	0.4	0.5	0.2	0.3	61-65	1	
2014	0.8	1.4	1.6	1.4	1.3	0.3	0.6	0.8	0.9	0.7	66+	1	
2015	1.4	1.7	1.9	1.4	1.6	0.8	0.7	0.9	0.8	0.8	Unk	0	
2016	1.7	1.6	2.0	2.3	1.9	1.0	1.0	0.9	1.3	1.0			
2017	2.0	2.3	2.8	1.8	2.2	1.2	1.4	1.6	1.0	1.3			
2018	2.1	2.0	2.6	2.2	2.2	1.2	1.1	1.3	1.4	1.3			
2019	1.5	1.5	1.4	1.4	1.5	0.7	0.9	0.9	0.9	0.9			
2020	1.0	1.7	1.5	1.1	1.3	0.6	0.9	0.8	0.7	0.8			



The following data is from Trinity EMS electronic Patient Care Reports. This data is from calls in all 13 communities Trinity provides service for. Only data from December 2020 opioid related calls are included

Trinity EMS Inc provides EMS services for the following communities in MA: Boxford, Chelmsford, Dunstable, Groveland, Haverhill, Lowell, and Dracut. In NH: Atkinson, Danville, Hampstead, Newton, Plaistow, and Sandown.

Only opiate overdoses that Trinity EMS Inc responded to are included. If someone from one of the communities listed above overdosed in another community not listed, it will not be represented in this data set.

System wide, Trinity treated 65 patients with an opioid related issue in December 2020.

Row Labels	Count of Date
LOWELL	30
(blank)	11
HAVERHILL	10
REVERE	1
NEWBURYPORT	1
SOUTHBRIDGE	1
HAMPSTEAD	1
LAWRENCE	1
RANDOLPH	1
GROVELAND	1
SANDOWN	1
LYNN	1
WINDHAM	1
WORCESTER	1
CHELMSFORD	1
MARLBOROUGH	1
NASHUA	1
Grand Total	65