



**Bryan Perry**  
*City Auditor*

To: Mayor Samaras  
And Members of City Council

From: Bryan Perry, City Auditor

Date: August 22, 2018

Re: June Year to Date Budget Report

---

Attached please find a copy of the Year to Date Budget Report through the month ending June 30, 2018.

Please let me know if you would like to discuss this report.


Thank you,

Bryan Perry, CPA  
City Auditor

Cc: Eileen M. Donoghue, City Manager  
Conor Baldwin, CFO


FOR 2018 13

|  | ORIGINAL<br>APPROP | TRANFRS/<br>ADJSTMTS | REVISED<br>BUDGET | YTD EXPENDED | ENCUMBRANCES | AVAILABLE<br>BUDGET | PCT<br>USED |
|--|--------------------|----------------------|-------------------|--------------|--------------|---------------------|-------------|
| 1 GENERAL GOVERNMENT                                   |                    |                      |                   |              |              |                     |             |
| 111 CITY COUNCIL                                       |                    |                      |                   |              |              |                     |             |
| <a href="#">01114151 511000 SALARIES - PERMANE</a>     | 185,500            | 0                    | 185,500           | 185,499.86   | .00          | .14                 | 100.0%      |
| <a href="#">01114153 531702 ADVERTISING</a>            | 7,500              | 0                    | 7,500             | 4,693.84     | 2,178.16     | 628.00              | 91.6%       |
| 121 MAYOR  |                    |                      |                   |              |              |                     |             |
| <a href="#">01214151 511000 SALARIES - PERMANE</a>     | 51,428             | -4,677               | 46,751            | 46,750.60    | .00          | .40                 | 100.0%      |
| <a href="#">01214153 536700 MAYOR'S PORTRAIT</a>       | 0                  | 2,553                | 2,553             | .00          | 2,553.00     | .00                 | 100.0%      |
| <a href="#">01214154 544400 OFFICE SUPPLIES</a>        | 1,900              | 1,714                | 3,614             | 2,481.90     | 1,128.25     | 3.85                | 99.9%       |
| <a href="#">01214157 570702 TRANS REIMBURS.&amp; S</a> | 10,000             | -1,180               | 8,820             | 859.52       | .00          | 7,960.48            | 9.7%        |
| <a href="#">01214157 573404 OFFICE OPERATIONS</a>      | 2,000              | 500                  | 2,500             | 2,432.30     | .00          | 67.70               | 97.3%       |
| 123 CITY MANAGER                                       |                    |                      |                   |              |              |                     |             |
| <a href="#">01234151 511000 SALARIES - PERMANE</a>     | 455,190            | 48,521               | 503,711           | 503,066.16   | .00          | 644.99              | 99.9%       |
| <a href="#">01234151 514900 SW SICK LEAVE INCE</a>     | 1,400,000          | 172,072              | 1,572,072         | 1,572,072.14 | .00          | .00                 | 100.0%      |
| <a href="#">01234153 520100 SCHOOL-ELECTRICITY</a>     | 2,400,000          | 115,981              | 2,515,981         | 2,515,980.95 | .00          | .00                 | 100.0%      |
| <a href="#">01234153 520101 SCHOOL-HEATING/GAS</a>     | 1,150,000          | 217,700              | 1,367,700         | 1,334,896.52 | .00          | 32,803.48           | 97.6%       |
| <a href="#">01234153 520500 REPAIR &amp; MAINT-EQU</a> | 500                | -500                 | 0                 | .00          | .00          | .00                 | .0%         |
| <a href="#">01234153 525100 LEASING EQUIP. &amp; S</a> | 1,600              | -1,600               | 0                 | .00          | .00          | .00                 | .0%         |
| <a href="#">01234153 525700 MEDICAD REIMB.EXPE</a>     | 50,000             | 0                    | 50,000            | 33,159.38    | 16,840.62    | .00                 | 100.0%      |
| <a href="#">01234153 530000 PROFESSIONAL SERVI</a>     | 30,000             | 83,600               | 113,600           | 105,072.84   | 6,132.00     | 2,395.16            | 97.9%       |
| <a href="#">01234153 531702 ADVERTISING</a>            | 2,000              | -2,000               | 0                 | .00          | .00          | .00                 | .0%         |
| <a href="#">01234154 544400 OFFICE SUPPLIES</a>        | 5,000              | 66                   | 5,066             | 4,976.49     | .00          | 89.51               | 98.2%       |
| <a href="#">01234157 570400 MASS MUNICIPAL ASS</a>     | 16,000             | 493                  | 16,493            | 16,493.00    | .00          | .00                 | 100.0%      |
| <a href="#">01234157 570701 IN-STA TRAVEL REIM</a>     | 1,000              | 1,784                | 2,784             | 2,783.39     | .00          | .74                 | 100.0%      |
| <a href="#">01234157 570702 TRANS REIMBURS.&amp; S</a> | 500                | -243                 | 257               | 256.87       | .00          | .00                 | 100.0%      |
| <a href="#">01234157 570703 CONFERENCES/SEMINA</a>     | 5,000              | -5,000               | 0                 | .00          | .00          | .00                 | .0%         |
| <a href="#">01234160 572300 OUT OF STATE TRAVE</a>     | 5,000              | -5,000               | 0                 | .00          | .00          | .00                 | .0%         |
| <a href="#">01234170 589166 OFFICE FURNITURE &amp;</a> | 500                | 165                  | 665               | 665.00       | .00          | .00                 | 100.0%      |
| <a href="#">01237056 561700 CONTINGENCY</a>            | 400,000            | -400,000             | 0                 | .00          | .00          | .00                 | .0%         |
| <a href="#">01237754 540900 DATA PROC-EQUIP &amp;</a>  | 400                | -400                 | 0                 | .00          | .00          | .00                 | .0%         |
| <a href="#">01237757 570401 DUES &amp; SUBSCRIPTIO</a> | 2,000              | 0                    | 2,000             | 1,475.00     | .00          | 525.00              | 73.8%       |
| <a href="#">01237951 511000 SALARIES - PERMANE</a>     | 118,145            | -9,583               | 108,562           | 108,561.66   | .00          | .00                 | 100.0%      |
| <a href="#">01237951 515005 STIPEND</a>                | 0                  | 11,036               | 11,036            | 11,036.32    | .00          | .00                 | 100.0%      |
| <a href="#">01237953 525002 LEGAL &amp; FILING FEE</a> | 1,800              | -1,365               | 435               | .00          | .00          | 435.00              | .0%         |




FOR 2018 13

|   | ORIGINAL<br>APPROP | TRANFRS/<br>ADJSTMTS | REVISED<br>BUDGET | YTD EXPENDED | ENCUMBRANCES | AVAILABLE<br>BUDGET | PCT<br>USED |
|---|--------------------|----------------------|-------------------|--------------|--------------|---------------------|-------------|
| <u>01237953 530002 CONTRACTED SERVICE</u>     | 149,350            | 0                    | 149,350           | 149,350.00   | .00          | .00                 | 100.0%      |
| <u>01237954 545300 MISC-SUPPLIES-OTHE</u>     | 500                | 0                    | 500               | .00          | .00          | 500.00              | .0%         |
| <u>01237957 570401 DUES &amp; SUBSCRIPTIO</u> | 100                | 0                    | 100               | .00          | .00          | 100.00              | .0%         |
| <u>01237975 588200 EQUIPMENT - OTHER</u>      | 50,000             | 0                    | 50,000            | 50,000.00    | .00          | .00                 | 100.0%      |
| <u>01237991 598200 TRANSFER TO SCHOOL</u>     | 0                  | 6,954                | 6,954             | 6,954.48     | .00          | .00                 | 100.0%      |
| <u>01238153 525004 PROF AUDITORIUM MA</u>     | 190,000            | 4,863                | 194,863           | 194,863.00   | .00          | .00                 | 100.0%      |
| <u>01238153 530210 MERRIMACK REPERTOR</u>     | 25,000             | 0                    | 25,000            | 24,999.98    | .00          | .02                 | 100.0%      |
| <u>01238153 531700 MARKETING</u>              | 200,000            | -3,613               | 196,387           | 191,375.30   | .00          | 5,011.70            | 97.4%       |
| <u>01238153 535903 LOWELL FESTIVAL</u>        | 80,000             | -1,100               | 78,900            | 78,840.00    | .00          | 60.00               | 99.9%       |
| <hr/> 124 CULTURAL AFFAIRS/SPEC EVENTS        |                    |                      |                   |              |              |                     |             |
| <u>01244151 511000 SW SALARIES PERMAN</u>     | 183,718            | -954                 | 182,764           | 182,763.44   | .00          | .56                 | 100.0%      |
| <hr/> 133 FINANCE DEPT                        |                    |                      |                   |              |              |                     |             |
| <u>01334151 511000 SW SALARIES PERMAN</u>     | 255,642            | -20,860              | 234,782           | 234,781.30   | .00          | .70                 | 100.0%      |
| <u>01334151 512000 SW TEMPORARY</u>           | 65,000             | 0                    | 65,000            | 48,370.45    | .00          | 16,629.55           | 74.4%       |
| <u>01334154 544400 OFFICE SUPPLIES</u>        | 200                | 0                    | 200               | .00          | .00          | 200.00              | .0%         |
| <hr/> 135 CITY AUDITING                       |                    |                      |                   |              |              |                     |             |
| <u>01354151 511000 SALARIES - PERMANE</u>     | 471,662            | 0                    | 471,662           | 471,168.48   | .00          | 493.52              | 99.9%       |
| <u>01354153 525005 INDEPENDENT AUDIT</u>      | 50,000             | 0                    | 50,000            | 50,000.00    | .00          | .00                 | 100.0%      |
| <u>01354153 525100 LEASING EQUIP. &amp; S</u> | 1,800              | 0                    | 1,800             | 1,692.00     | .00          | 108.00              | 94.0%       |
| <u>01354154 541700 FORMS &amp; SUPPLIES</u>   | 5,000              | 0                    | 5,000             | 3,674.41     | .00          | 1,325.59            | 73.5%       |
| <u>01354157 570500 LICENSE &amp; FEES</u>     | 200                | 0                    | 200               | 90.00        | .00          | 110.00              | 45.0%       |
| <u>01354157 570701 IN-STA TRAVEL REIM</u>     | 1,500              | 0                    | 1,500             | 465.99       | .00          | 1,034.01            | 31.1%       |
| <u>01354257 571904 INS. PREMIUMS - BO</u>     | 100                | 0                    | 100               | 100.00       | .00          | .00                 | 100.0%      |
| <hr/> 138 PURCHASING                          |                    |                      |                   |              |              |                     |             |
| <u>01384151 511000 SALARIES - PERMANE</u>     | 229,139            | -3,381               | 225,758           | 225,756.35   | .00          | 1.65                | 100.0%      |
| <u>01384151 514800 SW LONGEVITY</u>           | 306                | 0                    | 306               | 305.20       | .00          | .80                 | 99.7%       |
| <u>01384153 520500 REPAIR &amp; MAINT-EQU</u> | 500                | 0                    | 500               | 500.00       | .00          | .00                 | 100.0%      |
| <u>01384153 531702 ADVERTISING</u>            | 12,000             | 0                    | 12,000            | 12,000.00    | .00          | .00                 | 100.0%      |
| <u>01384153 531800 PRINTING &amp; BINDIN</u>  | 150                | 0                    | 150               | 150.00       | .00          | .00                 | 100.0%      |
| <u>01384154 544400 OFFICE SUPPLIES</u>        | 2,000              | 1,000                | 3,000             | 2,220.04     | .00          | 779.96              | 74.0%       |
| <u>01384157 570401 DUES &amp; SUBSCRIPTIO</u> | 1,000              | 0                    | 1,000             | 849.76       | .00          | 150.24              | 85.0%       |
| <u>01384157 570702 TRANS REIMBURS.&amp; S</u> | 500                | 0                    | 500               | 500.00       | .00          | .00                 | 100.0%      |




FOR 2018 13

|  | ORIGINAL<br>APPROP | TRANFRS/<br>ADJSTMTS | REVISED<br>BUDGET | YTD EXPENDED | ENCUMBRANCES | AVAILABLE<br>BUDGET | PCT<br>USED |
|--|--------------------|----------------------|-------------------|--------------|--------------|---------------------|-------------|
| <b>141 ASSESSORS</b>                                   |                    |                      |                   |              |              |                     |             |
| <a href="#">01414151 511000 SALARIES - PERMANE</a>     | 492,655            | -6,584               | 486,071           | 486,070.86   | .00          | .14                 | 100.0%      |
| <a href="#">01414151 514800 S &amp; W LONGEVITY</a>    | 360                | 0                    | 360               | 360.00       | .00          | .00                 | 100.0%      |
| <a href="#">01414153 520500 REPAIR &amp; MAINT-EQU</a> | 1,300              | 0                    | 1,300             | 1,257.60     | .00          | 42.40               | 96.7%       |
| <a href="#">01414153 530010 APPRAISALS</a>             | 15,000             | 0                    | 15,000            | 6,050.00     | .00          | 8,950.00            | 40.3%       |
| <a href="#">01414153 530022 PROF SERVICE-REVAL</a>     | 25,000             | 0                    | 25,000            | 2,000.00     | 10,000.00    | 13,000.00           | 48.0%       |
| <a href="#">01414153 531702 ADVERTISING</a>            | 1,250              | 0                    | 1,250             | 595.00       | 605.00       | 50.00               | 96.0%       |
| <a href="#">01414153 531800 PRINTING &amp; BINDIN</a>  | 1,500              | 0                    | 1,500             | 1,386.98     | 12.80        | 100.22              | 93.3%       |
| <a href="#">01414154 540900 DATA PROC-EQUIP &amp;</a>  | 1,000              | 0                    | 1,000             | 939.26       | .00          | 60.74               | 93.9%       |
| <a href="#">01414154 544400 OFFICE SUPPLIES</a>        | 1,500              | 0                    | 1,500             | 1,033.64     | .00          | 466.36              | 68.9%       |
| <a href="#">01414157 531904 TUITION REIMBURSEM</a>     | 1,000              | 0                    | 1,000             | 135.00       | .00          | 865.00              | 13.5%       |
| <a href="#">01414157 570401 DUES &amp; SUBSCRIPTIO</a> | 2,000              | 0                    | 2,000             | 1,179.98     | .00          | 820.02              | 59.0%       |
| <a href="#">01414157 570702 TRANS REIMBURS.&amp; S</a> | 13,400             | 0                    | 13,400            | 11,001.50    | .00          | 2,398.50            | 82.1%       |
| <a href="#">01414157 573400 MISCELLANEOUS CHAR</a>     | 750                | 0                    | 750               | 731.18       | .00          | 18.82               | 97.5%       |
| <a href="#">01414170 589166 OFFICE FURNITURE &amp;</a> | 750                | 0                    | 750               | 676.05       | 65.68        | 8.27                | 98.9%       |
| <a href="#">01414253 520704 DATA PROCESSING-SP</a>     | 1,200              | 0                    | 1,200             | 215.25       | .00          | 984.75              | 17.9%       |
| <a href="#">01414253 525100 LEASING EQUIP. &amp; S</a> | 900                | 0                    | 900               | .00          | .00          | 900.00              | .0%         |
| <b>145 TREASURER</b>                                   |                    |                      |                   |              |              |                     |             |
| <a href="#">01454151 511000 SALARIES - PERMANE</a>     | 587,397            | -33,951              | 553,446           | 553,100.27   | .00          | 345.51              | 99.9%       |
| <a href="#">01454153 520500 REPAIR &amp; MAINT-EQU</a> | 1,500              | 0                    | 1,500             | 1,300.50     | .00          | 199.50              | 86.7%       |
| <a href="#">01454153 530000 PROFESSIONAL SERVI</a>     | 31,000             | 10,648               | 41,648            | 37,581.12    | 119.16       | 3,947.72            | 90.5%       |
| <a href="#">01454153 530028 BOND COUNSEL-BANKI</a>     | 28,000             | 107                  | 28,107            | 25,552.68    | 1,505.13     | 1,048.83            | 96.3%       |
| <a href="#">01454153 536900 POSTAGE</a>                | 210,000            | -10,000              | 200,000           | 175,005.04   | 119.15       | 24,875.81           | 87.6%       |
| <a href="#">01454154 544400 OFFICE SUPPLIES</a>        | 5,000              | 0                    | 5,000             | 4,611.68     | .00          | 388.32              | 92.2%       |
| <a href="#">01454157 570401 DUES &amp; SUBSCRIPTIO</a> | 600                | 0                    | 600               | 450.00       | .00          | 150.00              | 75.0%       |
| <a href="#">01454157 570704 TRANSPORATION REIM</a>     | 3,000              | 0                    | 3,000             | 2,654.10     | .00          | 345.90              | 88.5%       |
| <a href="#">01454157 573400 TAX TITLE FEES</a>         | 60,000             | 0                    | 60,000            | 56,327.37    | 2,024.00     | 1,648.63            | 97.3%       |
| <a href="#">01454256 561300 NO. MIDDLESEX AREA</a>     | 35,000             | 0                    | 35,000            | 32,063.55    | .00          | 2,936.45            | 91.6%       |
| <a href="#">01457753 525100 LEASING EQUIP. &amp; S</a> | 7,500              | 0                    | 7,500             | 4,217.88     | .00          | 3,282.12            | 56.2%       |
| <a href="#">01458156 561500 GR LOWELL REG VOC</a>      | 8,573,123          | 0                    | 8,573,123         | 8,568,862.00 | .00          | 4,261.00            | 100.0%      |
| <a href="#">01459657 571904 INS. PREMIUMS - BO</a>     | 4,000              | 0                    | 4,000             | 3,323.48     | .00          | 676.52              | 83.1%       |
| <a href="#">01459871 598010 OVERLAY TRANSFER</a>       | 1,100,000          | 0                    | 1,100,000         | .00          | .00          | 1,100,000.00        | .0%         |
| <b>151 LAW DEPARTMENT</b>                              |                    |                      |                   |              |              |                     |             |
| <a href="#">01514151 511000 SW SALARIES PERMAN</a>     | 978,819            | -1,477               | 977,342           | 977,341.56   | .00          | .00                 | 100.0%      |
| <a href="#">01514151 512000 SW TEMPORARY</a>           | 17,000             | -542                 | 16,458            | 12,024.00    | .00          | 4,434.44            | 73.1%       |




FOR 2018 13

|  | ORIGINAL<br>APPROP | TRANFRS/<br>ADJSTMTS | REVISED<br>BUDGET | YTD EXPENDED | ENCUMBRANCES | AVAILABLE<br>BUDGET | PCT<br>USED |
|--|--------------------|----------------------|-------------------|--------------|--------------|---------------------|-------------|
| <a href="#">01514151 514800 S &amp; W LONGEVITY</a>    | 550                | 0                    | 550               | 549.57       | .00          | .43                 | 99.9%       |
| <a href="#">01514153 520500 REPAIR &amp; MAINT-EQU</a> | 4,000              | 0                    | 4,000             | 3,419.12     | .00          | 580.88              | 85.5%       |
| <a href="#">01514153 525002 LEGAL &amp; FILING FEE</a> | 6,000              | 0                    | 6,000             | 266.95       | .00          | 5,733.05            | 4.4%        |
| <a href="#">01514153 525003 LEGAL RESEARCH</a>         | 2,000              | 0                    | 2,000             | 365.06       | .00          | 1,634.94            | 18.3%       |
| <a href="#">01514153 528300 ACQUISITION OF PROP</a>    | 0                  | 70,300               | 70,300            | 70,300.00    | .00          | .00                 | 100.0%      |
| <a href="#">01514153 530000 PROFESSIONAL SERVI</a>     | 160,000            | 0                    | 160,000           | 123,315.20   | 5,139.19     | 31,545.61           | 80.3%       |
| <a href="#">01514153 531800 PRINTING &amp; BINDIN</a>  | 1,000              | 0                    | 1,000             | 965.86       | .00          | 34.14               | 96.6%       |
| <a href="#">01514154 541602 RESEARCH MHS</a>           | 35,000             | 17,000               | 52,000            | 48,944.46    | .00          | 3,055.54            | 94.1%       |
| <a href="#">01514154 544400 OFFICE SUPPLIES</a>        | 2,000              | 0                    | 2,000             | 1,943.11     | 26.28        | 30.61               | 98.5%       |
| <a href="#">01514157 570401 DUES &amp; SUBSCRIPTIO</a> | 3,500              | 0                    | 3,500             | 2,101.00     | .00          | 1,399.00            | 60.0%       |
| <a href="#">01514157 570702 TRANS REIMBURS.&amp; S</a> | 10,000             | 0                    | 10,000            | 7,252.92     | .00          | 2,747.08            | 72.5%       |
| <a href="#">01514163 576001 COURT JUDGEMENTS</a>       | 175,000            | 639,000              | 814,000           | 813,390.22   | .00          | 609.78              | 99.9%       |
| <a href="#">01514170 589166 OFFICE FURNITURE &amp;</a> | 1,000              | 200                  | 1,200             | 1,195.45     | .00          | 4.55                | 99.6%       |
| <a href="#">01514257 571903 INS. PREMIUMS - OT</a>     | 200                | 0                    | 200               | 100.00       | .00          | 100.00              | 50.0%       |
| <a href="#">01514357 570102 COMP HARDWARE-SOFT</a>     | 1,000              | -200                 | 800               | .00          | .00          | 800.00              | .0%         |
| <a href="#">01514757 573000 CLAIMS (LAW) GENER</a>     | 250,000            | -196,300             | 53,700            | 33,323.46    | .00          | 20,376.54           | 62.1%       |
| <a href="#">01514857 573001 CLAIMS POL/FIRE-AC</a>     | 250,000            | 95,000               | 345,000           | 344,984.67   | .00          | 15.33               | 100.0%      |
| <a href="#">01517057 573002 POL/FIRE-RETIRED C</a>     | 100,000            | 70,000               | 170,000           | 149,802.93   | .00          | 20,197.07           | 88.1%       |
| <b>152 HUMAN RELATIONS (HRMS)</b>                      |                    |                      |                   |              |              |                     |             |
| <a href="#">01524151 511000 SALARIES - PERMANE</a>     | 286,825            | -4,310               | 282,515           | 282,514.13   | .00          | .87                 | 100.0%      |
| <a href="#">01524151 512000 S &amp; W TEMPORARY</a>    | 6,000              | 0                    | 6,000             | .00          | .00          | 5,999.77            | .0%         |
| <a href="#">01524151 514800 S &amp; W LONGEVITY</a>    | 147                | 0                    | 147               | 147.23       | .00          | .00                 | 100.0%      |
| <a href="#">01524153 520607 DRUG PROGRAM</a>           | 1,800              | 0                    | 1,800             | 1,800.00     | .00          | .00                 | 100.0%      |
| <a href="#">01524153 525200 ECONOMIC/PROF DEVE</a>     | 2,500              | 0                    | 2,500             | 2,414.14     | 85.86        | .00                 | 100.0%      |
| <a href="#">01524153 530000 PROFESSIONAL SERVI</a>     | 7,000              | 0                    | 7,000             | 6,955.57     | 44.43        | .00                 | 100.0%      |
| <a href="#">01524153 530103 PRE-EMPLOYMENT PHY</a>     | 8,000              | 0                    | 8,000             | 8,000.00     | .00          | .00                 | 100.0%      |
| <a href="#">01524153 531702 ADVERTISING</a>            | 3,000              | 0                    | 3,000             | 2,919.69     | .31          | 80.00               | 97.3%       |
| <a href="#">01524153 531800 PRINTING &amp; BINDIN</a>  | 2,000              | 0                    | 2,000             | 2,000.00     | .00          | .00                 | 100.0%      |
| <a href="#">01524154 544400 OFFICE SUPPLIES</a>        | 1,000              | 0                    | 1,000             | 986.55       | .45          | 13.00               | 98.7%       |
| <a href="#">01524157 570401 DUES &amp; SUBSCRIPTIO</a> | 450                | 0                    | 450               | 450.00       | .00          | .00                 | 100.0%      |
| <a href="#">01524157 570702 TRANS REIMBURS.&amp; S</a> | 250                | 0                    | 250               | 122.00       | .00          | 128.00              | 48.8%       |
| <a href="#">01524157 573400 MISCELLANEOUS CHAR</a>     | 350                | 0                    | 350               | 346.07       | 3.93         | .00                 | 100.0%      |
| <b>155 M.I.S. DEPARTMENT</b>                           |                    |                      |                   |              |              |                     |             |
| <a href="#">01554151 511000 SALARIES - PERMANE</a>     | 657,918            | -47,031              | 610,887           | 610,887.18   | .00          | .00                 | 100.0%      |
| <a href="#">01554151 513000 SW OVERTIME</a>            | 6,885              | 0                    | 6,885             | 5,532.77     | .00          | 1,352.22            | 80.4%       |
| <a href="#">01554153 520500 REPAIR &amp; MAINT-EQU</a> | 69,000             | 0                    | 69,000            | 64,909.42    | .00          | 4,090.58            | 94.1%       |
| <a href="#">01554153 520704 DATA PROCESSING-SP</a>     | 9,000              | 0                    | 9,000             | 8,369.41     | 18.56        | 612.03              | 93.2%       |
| <a href="#">01554153 525100 LEASING EQUIP. &amp; S</a> | 383,125            | -30,000              | 353,125           | 346,677.05   | 2,771.22     | 3,676.73            | 99.0%       |



FOR 2018 13


|   | ORIGINAL<br>APPROP | TRANFRS/<br>ADJSTMTS | REVISED<br>BUDGET | YTD EXPENDED | ENCUMBRANCES | AVAILABLE<br>BUDGET | PCT<br>USED |
|---|--------------------|----------------------|-------------------|--------------|--------------|---------------------|-------------|
| <u>01554153 530000 PROFESSIONAL SERVI</u>     | 30,000             | -1,650               | 28,350            | 21,221.08    | 2,862.36     | 4,266.56            | 85.0%       |
| <u>01554153 530108 EMPLOYEE TRAINING</u>      | 11,000             | 0                    | 11,000            | 10,800.96    | .00          | 199.04              | 98.2%       |
| <u>01554154 540900 DATA PROC-EQUIP &amp;</u>  | 36,500             | 0                    | 36,500            | 35,481.90    | .00          | 1,018.10            | 97.2%       |
| <u>01554154 541000 COMPUTER EQUIPMT/S</u>     | 105,000            | 1,005                | 106,005           | 100,740.50   | 1,743.95     | 3,520.79            | 96.7%       |
| <u>01554154 544400 OFFICE SUPPLIES</u>        | 2,900              | 0                    | 2,900             | 2,742.54     | .00          | 157.46              | 94.6%       |
| <u>01554157 570100 SOFTWARE LIC. &amp; SU</u> | 660,000            | 42,500               | 702,500           | 690,635.52   | 2,964.31     | 8,900.17            | 98.7%       |
| <hr/> 157 MESSENGER'S                         |                    |                      |                   |              |              |                     |             |
| <u>01574152 520100 ENERGY- ELECTRICIT</u>     | 270,000            | 22,800               | 292,800           | 292,590.68   | .00          | 209.32              | 99.9%       |
| <u>01574152 520101 ENERGY-HEATING GAS</u>     | 114,000            | 15,800               | 129,800           | 129,323.22   | .00          | 476.78              | 99.6%       |
| <hr/> 158 TELEPHONE EXCHANGE                  |                    |                      |                   |              |              |                     |             |
| <u>01584153 530000 PROFESSIONAL SERVI</u>     | 135,000            | 4,584                | 139,584           | 134,235.41   | 2,973.70     | 2,375.32            | 98.3%       |
| <hr/> 161 CITY CLERK                          |                    |                      |                   |              |              |                     |             |
| <u>01614151 511000 SALARIES - PERMANE</u>     | 389,879            | -498                 | 389,381           | 389,380.38   | .00          | .62                 | 100.0%      |
| <u>01614153 520500 REPAIR &amp; MAINT-EQU</u> | 750                | 0                    | 750               | 722.40       | .00          | 27.60               | 96.3%       |
| <u>01614153 530000 PROFESSIONAL SERVI</u>     | 6,000              | 0                    | 6,000             | 900.39       | .00          | 5,099.61            | 15.0%       |
| <u>01614153 531800 PRINTING &amp; BINDIN</u>  | 600                | -5                   | 595               | 595.00       | .00          | .00                 | 100.0%      |
| <u>01614154 544400 OFFICE SUPPLIES</u>        | 3,000              | 0                    | 3,000             | 2,412.45     | 546.27       | 41.28               | 98.6%       |
| <u>01614157 570401 DUES &amp; SUBSCRIPTIO</u> | 300                | 5                    | 305               | 305.00       | .00          | .00                 | 100.0%      |
| <u>01617754 541000 COMPUTER EQUIPMT/S</u>     | 5,000              | 195                  | 5,195             | 4,394.48     | 195.39       | 605.52              | 88.3%       |
| <hr/> 162 ELECTIONS                           |                    |                      |                   |              |              |                     |             |
| <u>01624151 511000 SALARIES - PERMANE</u>     | 96,204             | 3,393                | 99,597            | 99,596.58    | .00          | .00                 | 100.0%      |
| <u>01624151 512000 S &amp; W TEMPORARY</u>    | 83,000             | 11,416               | 94,416            | 93,633.84    | .00          | 782.62              | 99.2%       |
| <u>01624151 513000 OVERTIME</u>               | 7,000              | -783                 | 6,217             | 6,217.38     | .00          | .00                 | 100.0%      |
| <u>01624153 524003 RENTAL OF HALLS</u>        | 2,000              | -475                 | 1,525             | 1,525.00     | .00          | .00                 | 100.0%      |
| <u>01624153 530000 PROFESSIONAL SERVI</u>     | 10,000             | -130                 | 9,870             | 8,055.53     | .00          | 1,814.47            | 81.6%       |
| <u>01624153 531800 PRINTING &amp; BINDIN</u>  | 25,000             | 4,097                | 29,097            | 29,096.50    | .00          | .00                 | 100.0%      |
| <u>01624153 531802 CENSUS FORMS PRINT</u>     | 20,000             | 1,924                | 21,924            | 21,923.27    | .00          | .23                 | 100.0%      |
| <u>01624153 536900 POSTAGE</u>                | 15,000             | -5,415               | 9,585             | 9,585.00     | .00          | .00                 | 100.0%      |
| <u>01624154 540500 VOTING MACHINE SUP</u>     | 12,000             | 0                    | 12,000            | 11,826.96    | 173.04       | .00                 | 100.0%      |
| <u>01624154 544400 OFFICE SUPPLIES</u>        | 5,000              | 0                    | 5,000             | 4,797.66     | 202.34       | .00                 | 100.0%      |
| <hr/> 182 PLANING & DEVELOPMENT               |                    |                      |                   |              |              |                     |             |
| <u>01824151 511000 SALARIES - PERMANE</u>     | 2,501,587          | -1,229,674           | 1,271,913         | 1,271,912.74 | .00          | .00                 | 100.0%      |





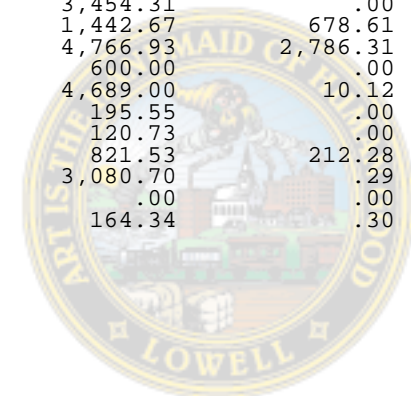
FOR 2018 13

|   | ORIGINAL<br>APPROP | TRANFRS/<br>ADJSTMTS | REVISED<br>BUDGET | YTD EXPENDED  | ENCUMBRANCES | AVAILABLE<br>BUDGET | PCT<br>USED |
|---|--------------------|----------------------|-------------------|---------------|--------------|---------------------|-------------|
| <u>01824151 513000 SW OVERTIME</u>            | 11,500             | 12,884               | 24,384            | 22,235.62     | .00          | 2,148.64            | 91.2%       |
| <u>01824151 514800 S &amp; W LONGEVITY</u>    | 652                | 0                    | 652               | 651.89        | .00          | .11                 | 100.0%      |
| <u>01824153 520200 TELEPHONE</u>              | 10,000             | 54                   | 10,054            | 9,480.95      | 465.97       | 107.45              | 98.9%       |
| <u>01824153 520500 REPAIR &amp; MAINT- EO</u> | 500                | 0                    | 500               | 284.70        | .00          | 215.30              | 56.9%       |
| <u>01824153 525100 LEASING EQUIP. &amp; S</u> | 4,164              | -2,000               | 2,164             | .00           | .00          | 2,164.00            | .0%         |
| <u>01824153 530000 PROFESSIONAL SERVI</u>     | 50,000             | 26,000               | 76,000            | 39,662.48     | 15,337.52    | 21,000.00           | 72.4%       |
| <u>01824153 530010 APPRAISALS</u>             | 0                  | 15,000               | 15,000            | .00           | .00          | 15,000.00           | .0%         |
| <u>01824153 530015 OTHER SERVICES</u>         | 3,000              | 0                    | 3,000             | 3,000.00      | .00          | .00                 | 100.0%      |
| <u>01824153 531702 ADVERTISING</u>            | 7,500              | 0                    | 7,500             | 2,095.72      | 1,349.28     | 4,055.00            | 45.9%       |
| <u>01824153 531800 PRINTING &amp; BINDIN</u>  | 2,500              | 0                    | 2,500             | 1,292.90      | .00          | 1,207.10            | 51.7%       |
| <u>01824154 544400 OFFICE SUPPLIES</u>        | 10,000             | 0                    | 10,000            | 9,962.15      | .00          | 37.85               | 99.6%       |
| <u>01824154 545500 UNIFORMS &amp; OTHER C</u> | 1,000              | 500                  | 1,500             | 1,499.70      | .00          | .30                 | 100.0%      |
| <u>01824157 570401 DUES &amp; SUBSCRIPTIO</u> | 2,500              | 0                    | 2,500             | 2,183.00      | .00          | 317.00              | 87.3%       |
| <u>01824157 570700 TRANS - MONTHLY AL</u>     | 58,800             | -1,750               | 57,050            | 56,167.42     | .00          | 882.58              | 98.5%       |
| <u>01824157 570702 TRANS REIMBURS.&amp; S</u> | 15,000             | -340                 | 14,660            | 13,951.79     | .00          | 708.21              | 95.2%       |
| <u>01824157 570705 BLG/INSP/TRN/EDUC/</u>     | 5,000              | -500                 | 4,500             | 2,723.81      | 250.00       | 1,526.19            | 66.1%       |
| <u>01824157 571800 EDUCATION REIMBURS</u>     | 1,200              | 2,090                | 3,290             | 3,290.00      | .00          | .00                 | 100.0%      |
| <u>01824157 573400 MISCELLANEOUS CHAR</u>     | 5,000              | 0                    | 5,000             | 4,448.99      | 10.81        | 540.20              | 89.2%       |
| <u>01824170 528300 ACQUISITION OF PROP</u>    | 0                  | 120,000              | 120,000           | 120,000.00    | .00          | .00                 | 100.0%      |
| <u>01824170 589166 OFFICE FURNITURE &amp;</u> | 1,500              | 2,000                | 3,500             | 3,453.44      | .00          | 46.56               | 98.7%       |
| <u>01824175 580304 URBAN RENEWAL</u>          | 0                  | 7,500                | 7,500             | .00           | 7,430.00     | 70.00               | 99.1%       |
| <u>01824175 580308 LOWELL LANDFILL</u>        | 0                  | 6,200                | 6,200             | 6,200.00      | .00          | .00                 | 100.0%      |
| <u>01824175 588508 CAPITAL IMPROVEMEN</u>     | 3,000              | 0                    | 3,000             | 3,000.00      | .00          | .00                 | 100.0%      |
| <b>220 FIRE</b>                               |                    |                      |                   |               |              |                     |             |
| <u>02204175 582500 BUILDING REHAB./RE</u>     | 2,000              | -1,051               | 949               | 743.64        | .00          | 205.69              | 78.3%       |
| <u>02204253 520507 REAPIR &amp; MAINT-BUI</u> | 5,000              | 4,124                | 9,124             | 6,933.00      | .00          | 2,191.00            | 76.0%       |
| <u>02204354 543100 CUSTODIAL-SUPPLIES</u>     | 7,000              | 2,430                | 9,430             | 9,356.42      | .00          | 73.58               | 99.2%       |
| <b>400 DPW GENERAL</b>                        |                    |                      |                   |               |              |                     |             |
| <u>04007951 511000 SALARIES - PERMANE</u>     | 1,974,961          | -186,043             | 1,788,918         | 1,788,917.88  | .00          | .00                 | 100.0%      |
| <u>04007951 513000 SW OVERTIME</u>            | 91,200             | 90,000               | 181,200           | 179,810.38    | .00          | 1,389.62            | 99.2%       |
| <b>996 TRANSFER IN FM GENERAL FUND</b>        |                    |                      |                   |               |              |                     |             |
| <u>00499144 598003 INTERFND OP TRAN O</u>     | 0                  | 98,462               | 98,462            | 98,462.00     | .00          | .00                 | 100.0%      |
| <u>00499144 598007 I/F-OP TRAN-OUT-SP</u>     | 0                  | 1,155,248            | 1,155,248         | 1,155,248.00  | .00          | .00                 | 100.0%      |
| <u>00499144 598008 INTERFND TRAN OUT-</u>     | 0                  | 3,063,709            | 3,063,709         | 3,063,709.00  | .00          | .00                 | 100.0%      |
| TOTAL GENERAL GOVERNMENT                      | 29,746,031         | 4,063,013            | 33,809,044        | 32,283,699.89 | 87,878.12    | 1,437,466.34        | 95.7%       |
| TOTAL EXPENSES                                | 29,746,031         | 4,063,013            | 33,809,044        | 32,283,699.89 | 87,878.12    | 1,437,466.34        |             |



FOR 2018 13


| 2               | PUBLIC SAFETY                      | ORIGINAL APPROP | TRANFRS/ADJSTMTS | REVISED BUDGET | YTD EXPENDED  | ENCUMBRANCES | AVAILABLE BUDGET | PCT USED |
|-----------------|------------------------------------|-----------------|------------------|----------------|---------------|--------------|------------------|----------|
| 2 PUBLIC SAFETY |                                    |                 |                  |                |               |              |                  |          |
| 210 POLICE      |                                    |                 |                  |                |               |              |                  |          |
|                 | 02104151 511000 SALARIES - PERMANE | 24,224,823      | -684,995         | 23,539,828     | 23,539,827.76 | .00          | .00              | 100.0%   |
|                 | 02104151 512000 S & W TEMPORARY    | 15,000          | 0                | 15,000         | 12,225.69     | .00          | 2,774.31         | 81.5%    |
|                 | 02104151 512000 PTEAP SW TEMPORARY | 21,528          | -21,528          | 0              | .00           | .00          | .00              | .0%      |
|                 | 02104151 513000 OVERTIME           | 800,000         | 155,000          | 955,000        | 951,384.33    | .00          | 3,615.67         | 99.6%    |
|                 | 02104151 514000 S & W HOLIDAY      | 430,000         | -76,065          | 353,935        | 343,005.39    | .00          | 10,929.46        | 96.9%    |
|                 | 02104151 514100 SPECIAL EVENTS POL | 40,000          | 0                | 40,000         | 33,138.20     | .00          | 6,861.80         | 82.8%    |
|                 | 02104151 514300 SW SHIFT DIFFERENT | 37,000          | 4,000            | 41,000         | 39,529.15     | .00          | 1,470.85         | 96.4%    |
|                 | 02104151 514800 S & W LONGEVITY    | 6,700           | 0                | 6,700          | 4,978.49      | .00          | 1,721.51         | 74.3%    |
|                 | 02104151 515000 COURT TIME         | 470,000         | -35,525          | 434,475        | 419,939.76    | .00          | 14,535.24        | 96.7%    |
|                 | 02104151 515001 SW POLICE ALLOWANC | 15,000          | 80,600           | 95,600         | 95,531.57     | .00          | 68.43            | 99.9%    |
|                 | 02104151 515003 COMP TIME          | 65,000          | 13,960           | 78,960         | 78,960.39     | .00          | .00              | 100.0%   |
|                 | 02104151 515004 K-9 STIPEND        | 36,481          | 0                | 36,481         | 36,479.57     | .00          | 1.43             | 100.0%   |
|                 | 02104151 515006 PROF SERV FOR EAP  | 21,528          | 0                | 21,528         | 21,413.00     | .00          | 115.00           | 99.5%    |
|                 | 02104151 515600 OUT OF GRADE/PHYS  | 16,000          | 0                | 16,000         | 9,190.53      | .00          | 6,809.47         | 57.4%    |
|                 | 02104151 515800 Physical Fitness I | 82,250          | 20,000           | 102,250        | 96,750.00     | .00          | 5,500.00         | 94.6%    |
|                 | 02104151 519300 UNIFORM ALLOWANCE  | 45,856          | 5,500            | 51,356         | 46,785.16     | 4,211.94     | 358.90           | 99.3%    |
|                 | 02104151 519800 UNIFORMS-TRAFFIC S | 6,000           | 0                | 6,000          | 1,778.39      | .00          | 4,221.61         | 29.6%    |
|                 | 02104153 520200 TELEPHONE          | 5,000           | 0                | 5,000          | 3,966.55      | 1,033.45     | .00              | 100.0%   |
|                 | 02104153 520500 REPAIR & MAINT- EQ | 100,000         | 1,500            | 101,500        | 98,797.44     | 2,645.00     | 57.56            | 99.9%    |
|                 | 02104153 520504 REPAIR & MAINT OF  | 80,000          | 0                | 80,000         | 79,864.33     | 135.67       | .00              | 100.0%   |
|                 | 02104153 520512 REPAIR & MAINT-COM | 200,000         | -2,000           | 198,000        | 197,456.81    | 17.00        | 526.19           | 99.7%    |
|                 | 02104153 520515 REPAIR & MAINT-POL | 13,000          | 5,000            | 18,000         | 17,965.31     | 33.55        | 1.14             | 100.0%   |
|                 | 02104153 521900 HEPATITIS SHOTS    | 600             | 0                | 600            | 594.77        | .00          | 5.23             | 99.1%    |
|                 | 02104153 522300 ANIMAL CONTROL-CHG | 9,000           | 0                | 9,000          | 8,701.22      | 298.78       | .00              | 100.0%   |
|                 | 02104153 522400 K-9 EXPENSES       | 6,000           | -1,000           | 5,000          | 4,369.11      | 144.16       | 486.73           | 90.3%    |
|                 | 02104153 522600 POLICE-RENTAL-SUB  | 58,550          | 0                | 58,550         | 58,456.99     | .00          | 93.01            | 99.8%    |
|                 | 02104153 522800 PAINT / METER DIVI | 30,000          | 0                | 30,000         | 26,545.69     | 3,454.31     | .00              | 100.0%   |
|                 | 02104153 524000 RENTAL OF EQUIPMEN | 7,450           | 2,000            | 9,450          | 7,328.72      | 1,442.67     | 678.61           | 92.8%    |
|                 | 02104153 530020 KENNEL SERVICES    | 35,000          | -287             | 34,713         | 27,160.07     | 4,766.93     | 2,786.31         | 92.0%    |
|                 | 02104153 530100 PSYCHOLOGICAL EXAM | 18,000          | 11,500           | 29,500         | 28,900.00     | 600.00       | .00              | 100.0%   |
|                 | 02104153 530105 TRAINING/EVALUATIO | 40,000          | 56,750           | 96,750         | 92,050.88     | 4,689.00     | 10.12            | 100.0%   |
|                 | 02104153 531704 COMMUNICATION-CDMA | 50,000          | 0                | 50,000         | 49,804.45     | 195.55       | .00              | 100.0%   |
|                 | 02104154 542100 FOOD SERVICE-SUPPL | 9,500           | 3,000            | 12,500         | 12,379.27     | 120.73       | .00              | 100.0%   |
|                 | 02104154 542300 GAS & MOTOR OIL-SU | 240,000         | 23,388           | 263,388        | 262,353.98    | 821.53       | 212.28           | 99.9%    |
|                 | 02104154 543300 GARAGE/AUTO PARTS  | 80,000          | 0                | 80,000         | 76,919.01     | 3,080.70     | .29              | 100.0%   |
|                 | 02104154 544400 OFFICE SUPPLIES    | 5,000           | 4,874            | 9,874          | 9,873.90      | .00          | .00              | 100.0%   |
|                 | 02104154 545300 MISC-SUPPLIES-OTHE | 5,000           | 0                | 5,000          | 4,835.36      | 164.34       | .30              | 100.0%   |






FOR 2018 13

| 2     | PUBLIC SAFETY  | ORIGINAL APPROP | TRANFRS/ADJSTMTS | REVISED BUDGET | YTD EXPENDED  | ENCUMBRANCES | AVAILABLE BUDGET | PCT USED |
|-------|--|-----------------|------------------|----------------|---------------|--------------|------------------|----------|
|       | <a href="#">02104157 530039 POLICE-LEGAL DEFEN</a>     | 61,750          | -1,899           | 59,851         | 58,375.00     | .00          | 1,476.00         | 97.5%    |
|       | <a href="#">02104157 570401 DUES &amp; SUBSCRIPTIO</a> | 9,000           | 0                | 9,000          | 7,320.62      | 1,020.00     | 659.38           | 92.7%    |
|       | <a href="#">02104157 570701 IN-STA TRAVEL REIM</a>     | 2,000           | 0                | 2,000          | 1,989.54      | .00          | 10.46            | 99.5%    |
|       | <a href="#">02104157 571400 NO. MIDD LAW ENFOR</a>     | 5,925           | 0                | 5,925          | 5,925.00      | .00          | .00              | 100.0%   |
|       | <a href="#">02104157 573400 MISCELLANEOUS CHAR</a>     | 10,000          | 0                | 10,000         | 9,938.80      | 59.63        | 1.57             | 100.0%   |
|       | <a href="#">02104170 589108 POLICE-DIVE TEAM E</a>     | 5,000           | 0                | 5,000          | 4,994.74      | .00          | 5.26             | 99.9%    |
|       | <a href="#">02104170 589116 POLICE CARS</a>            | 200,000         | 52,949           | 252,949        | 244,403.71    | 3,832.35     | 4,712.94         | 98.1%    |
|       | <a href="#">02104170 589117 POLICE PHOTO LAB &amp;</a> | 2,500           | 0                | 2,500          | 2,500.00      | .00          | .00              | 100.0%   |
|       | <a href="#">02104170 589118 POLICE EQUIPMENT O</a>     | 35,000          | 78,500           | 113,500        | 80,167.62     | 33,332.38    | .00              | 100.0%   |
|       | <a href="#">02104170 589140 PORTABLE RADIOS &amp;</a>  | 13,600          | 0                | 13,600         | 13,219.69     | 377.77       | 2.54             | 100.0%   |
|       | <a href="#">02104170 589166 OFFICE FURNITURE &amp;</a> | 5,000           | 800              | 5,800          | 5,785.00      | .00          | 15.00            | 99.7%    |
|       | <a href="#">02104257 571903 INS. PREMIUMS - OT</a>     | 12,000          | 0                | 12,000         | 12,000.00     | .00          | .00              | 100.0%   |
|       | <a href="#">02104357 570102 COMP HARDWARE-SOFT</a>     | 92,600          | 0                | 92,600         | 90,661.46     | 1,277.98     | 660.56           | 99.3%    |
| <hr/> |  |                 |                  |                |               |              |                  |          |
| 220   | FIRE   |                 |                  |                |               |              |                  |          |
|       | <a href="#">02204151 511000 SALARIES - PERMANE</a>     | 15,627,435      | -269,510         | 15,357,925     | 15,355,518.97 | .00          | 2,406.03         | 100.0%   |
|       | <a href="#">02204151 511605 APPARATUS DETAIL P</a>     | 41,200          | 0                | 41,200         | 32,103.28     | .00          | 9,096.72         | 77.9%    |
|       | <a href="#">02204151 513000 OVERTIME</a>               | 741,600         | 100,000          | 841,600        | 841,600.00    | .00          | .00              | 100.0%   |
|       | <a href="#">02204151 513007 OVERTIME-PUBLIC ED</a>     | 15,914          | 0                | 15,914         | 15,914.00     | .00          | .00              | 100.0%   |
|       | <a href="#">02204151 513200 S &amp; W-OVERTIME/HOL</a> | 214,830         | 16,000           | 230,830        | 220,888.18    | .00          | 9,941.82         | 95.7%    |
|       | <a href="#">02204151 514000 S &amp; W HOLIDAY</a>      | 1,015,580       | -16,000          | 999,580        | 970,693.46    | .00          | 28,886.54        | 97.1%    |
|       | <a href="#">02204151 514800 S &amp; W LONGEVITY</a>    | 9,000           | 0                | 9,000          | 5,965.34      | .00          | 3,034.66         | 66.3%    |
|       | <a href="#">02204151 515000 COURT TIME</a>             | 2,200           | 0                | 2,200          | 2,200.00      | .00          | .00              | 100.0%   |
|       | <a href="#">02204151 515600 OUT OF GRADE COMPE</a>     | 137,387         | 0                | 137,387        | 137,387.00    | .00          | .00              | 100.0%   |
|       | <a href="#">02204151 515700 HAZARDOUS MATERIAL</a>     | 35,000          | 0                | 35,000         | -491.60       | .00          | 35,491.60        | -1.4%    |
|       | <a href="#">02204151 518500 BUY BACK VACATION</a>      | 148,526         | 0                | 148,526        | 30,094.51     | .00          | 118,431.49       | 20.3%    |
|       | <a href="#">02204151 571801 EDUCATION INCENTIV</a>     | 5,500           | 0                | 5,500          | 5,030.00      | .00          | 470.00           | 91.5%    |
|       | <a href="#">02204151 572300 OUT OF STATE TRAVE</a>     | 4,200           | 0                | 4,200          | .00           | .00          | 4,200.00         | .0%      |
|       | <a href="#">02204152 520100 ENERGY- ELECTRICIT</a>     | 40,000          | 7,800            | 47,800         | 47,666.02     | .00          | 133.98           | 99.7%    |
|       | <a href="#">02204152 520101 ENERGY- HEATING GA</a>     | 62,000          | 4,200            | 66,200         | 63,665.80     | .00          | 2,534.20         | 96.2%    |
|       | <a href="#">02204153 520500 REPAIR &amp; MAINT- EQ</a> | 10,000          | 0                | 10,000         | 9,968.24      | .00          | 31.76            | 99.7%    |
|       | <a href="#">02204153 520504 REPAIR &amp; MAINT OF</a>  | 125,000         | 51,935           | 176,935        | 176,847.80    | .00          | 87.53            | 100.0%   |
|       | <a href="#">02204153 521400 HAZARDOUS WASTE CO</a>     | 6,500           | -1,570           | 4,930          | 4,926.35      | .00          | 3.65             | 99.9%    |
|       | <a href="#">02204153 523700 LADDER TESTING</a>         | 5,500           | 0                | 5,500          | 4,899.00      | .00          | 601.00           | 89.1%    |
|       | <a href="#">02204153 525006 HEALTH &amp; SAFETY/CO</a> | 35,000          | 0                | 35,000         | 34,806.67     | .00          | 193.33           | 99.4%    |
|       | <a href="#">02204153 530000 PROFESSIONAL SERVI</a>     | 1,500           | -1,500           | 0              | .00           | .00          | .00              | .0%      |
|       | <a href="#">02204153 530014 PROF. SVC-EMT/AMBUL</a>    | 8,000           | -2,035           | 5,965          | 5,965.00      | .00          | .00              | 100.0%   |
|       | <a href="#">02204153 530059 CoderED</a>                | 10,100          | 0                | 10,100         | 10,000.00     | .00          | 100.00           | 99.0%    |
|       | <a href="#">02204153 530060 CELLULAR SERV/EMER</a>     | 6,000           | -3,395           | 2,605          | 2,397.13      | 206.24       | 1.63             | 99.9%    |
|       | <a href="#">02204153 530072 Alarm Monitoring S</a>     | 59,650          | 2,510            | 62,160         | 62,160.00     | .00          | .00              | 100.0%   |
|       | <a href="#">02204153 530101 PRE-RETIRE PHYSICA</a>     | 15,000          | -7,866           | 7,134          | 5,934.00      | 1,200.00     | .00              | 100.0%   |
|       | <a href="#">02204153 530105 TRAINING/EVALUATIO</a>     | 10,000          | 0                | 10,000         | 9,978.95      | .00          | 21.05            | 99.8%    |




FOR 2018 13

|                                    | ORIGINAL<br>APPROP | TRANFRS/<br>ADJSTMTS | REVISED<br>BUDGET | YTD EXPENDED  | ENCUMBRANCES | AVAILABLE<br>BUDGET | PCT<br>USED |
|------------------------------------|--------------------|----------------------|-------------------|---------------|--------------|---------------------|-------------|
| 02204153 531800 PRINTING & BINDIN  | 2,300              | 0                    | 2,300             | 2,215.50      | .00          | 84.50               | 96.3%       |
| 02204154 540800 FIREFIGHTER-SUPPLI | 15,000             | 353                  | 15,353            | 14,958.11     | 342.64       | 52.12               | 99.7%       |
| 02204154 540801 LEPC-SUPPLIES/TRAV | 12,500             | 0                    | 12,500            | 12,405.05     | .00          | 94.95               | 99.2%       |
| 02204154 541000 COMPUTER EQUIPMT/S | 12,000             | 0                    | 12,000            | 11,901.49     | 97.33        | 1.18                | 100.0%      |
| 02204154 541800 MEDICAL & SURGICAL | 32,000             | 0                    | 32,000            | 31,978.31     | .00          | 21.69               | 99.9%       |
| 02204154 542300 GAS & MOTOR OIL-SU | 85,000             | 7,000                | 92,000            | 91,183.34     | 816.66       | .00                 | 100.0%      |
| 02204154 542500 AUTOMOTIVE-TIRES & | 10,000             | 3,021                | 13,021            | 12,993.00     | .00          | 28.00               | 99.8%       |
| 02204154 543600 HARDWARE-SUPPLIES  | 2,000              | -924                 | 1,076             | 1,018.24      | .00          | 58.15               | 94.6%       |
| 02204154 544400 OFFICE SUPPLIES    | 2,000              | -670                 | 1,330             | 1,290.84      | .00          | 39.16               | 97.1%       |
| 02204157 570401 DUES & SUBSCRIPTIO | 6,500              | 0                    | 6,500             | 6,283.36      | .00          | 216.64              | 96.7%       |
| 02204157 570701 IN-STA TRAVEL REIM | 3,000              | 0                    | 3,000             | 2,199.53      | .00          | 800.47              | 73.3%       |
| 02204157 571800 EDUCATION REIMBURS | 5,000              | 0                    | 5,000             | 5,000.00      | .00          | .00                 | 100.0%      |
| 02204170 589107 UPGRADE RADIO SYST | 12,500             | 0                    | 12,500            | 12,333.01     | .00          | 166.99              | 98.7%       |
| 02204170 589109 OTHER(SCUBA.ETC) E | 7,500              | 0                    | 7,500             | 7,500.00      | .00          | .00                 | 100.0%      |
| 02204170 589119 SCBA EQUIPMENT(AIR | 45,000             | 0                    | 45,000            | 44,999.12     | .00          | .88                 | 100.0%      |
| 02204170 589127 4" HOSE & HARDWARE | 10,000             | -1,922               | 8,078             | 8,078.00      | .00          | .00                 | 100.0%      |
| 02204170 589166 OFFICE FURNITURE & | 1,500              | -780                 | 720               | 705.00        | .00          | 15.00               | 97.9%       |
| 02204170 589179 REPLACE-REPAIR APP | 100,000            | 740                  | 100,740           | 98,607.08     | 2,067.92     | 65.00               | 99.9%       |
| 02204257 571903 INS. PREMIUMS - OT | 5,000              | -1,234               | 3,766             | 3,766.00      | .00          | .00                 | 100.0%      |
| <hr/>                              |                    |                      |                   |               |              |                     |             |
| 240 INSPECTION SERVICE             |                    |                      |                   |               |              |                     |             |
| <hr/>                              |                    |                      |                   |               |              |                     |             |
| 02404151 511000 SALARIES - PERMANE | 1,207,055          | -61,765              | 1,145,290         | 1,121,755.64  | .00          | 23,534.36           | 97.9%       |
| TOTAL PUBLIC SAFETY                | 47,748,118         | -479,589             | 47,268,529        | 46,883,811.14 | 72,486.21    | 312,231.24          | 99.3%       |
| TOTAL EXPENSES                     | 47,748,118         | -479,589             | 47,268,529        | 46,883,811.14 | 72,486.21    | 312,231.24          |             |
| <hr/>                              |                    |                      |                   |               |              |                     |             |
| 3 EDUCATION                        |                    |                      |                   |               |              |                     |             |
| <hr/>                              |                    |                      |                   |               |              |                     |             |
| 001 CARDINAL O'CONNELL SCHOOL      |                    |                      |                   |               |              |                     |             |
| <hr/>                              |                    |                      |                   |               |              |                     |             |
| 90110106 512903 Cardinal SPED Teac | 61,753             | 617                  | 62,370            | 62,370.63     | .00          | -.63                | 100.0%*     |
| 90110112 544400 Cardinal SA - Gene | 12,000             | -188                 | 11,812            | 11,059.27     | 752.50       | .00                 | 100.0%      |
| 90110603 512111 STUDENT BODY ACTIV | 100                | 188                  | 288               | .00           | .00          | 288.00              | .0%         |
| 90110604 512110 Cardinal Coordinat | 99,883             | 18,940               | 118,823           | 118,823.49    | .00          | .00                 | 100.0%      |
| 90111003 512903 Cardinal Art Teach | 51,900             | 518                  | 52,418            | 52,418.08     | .00          | -.08                | 100.0%*     |
| 90111504 512903 Cardinal English T | 131,928            | -59,187              | 72,741            | 72,741.12     | .00          | -.12                | 100.0%*     |
| 90112004 512903 Cardinal Math Teac | 103,305            | 40,468               | 143,773           | 143,772.52    | .00          | .48                 | 100.0%      |
| 90112603 512903 Cardinal PhEd Teac | 61,753             | 618                  | 62,371            | 62,371.14     | .00          | -.14                | 100.0%*     |
| 90112803 512903 Cardinal Music Tea | 67,138             | -22,407              | 44,731            | 44,730.82     | .00          | .18                 | 100.0%      |



FOR 2018 13


| 3                    | EDUCATION  | ORIGINAL APPROP | TRANFRS/ADJSTMTS | REVISED BUDGET | YTD EXPENDED | ENCUMBRANCES | AVAILABLE BUDGET | PCT USED |
|----------------------|--|-----------------|------------------|----------------|--------------|--------------|------------------|----------|
|                      | <a href="#">90113004 512903 Cardinal Science T</a> | 79,374          | 793              | 80,167         | 80,167.10    | .00          | -.10             | 100.0%*  |
|                      | <a href="#">90113104 512903 Cardinal Social St</a> | 54,351          | 66,232           | 120,583        | 120,582.82   | .00          | .18              | 100.0%   |
|                      | <a href="#">90128103 512135 Cardinal Social Wo</a> | 87,535          | 542              | 88,077         | 88,076.98    | .00          | .02              | 100.0%   |
|                      | <a href="#">90137001 530002 Cardinal SA - Prof</a> | 3,000           | -3,000           | 0              | .00          | .00          | .00              | .0%      |
|                      | <a href="#">90141103 512902 Cardinal School Cl</a> | 41,847          | 1,610            | 43,457         | 43,456.50    | .00          | .00              | 100.0%   |
|                      | <a href="#">90147103 512960 Cardinal Custodian</a> | 44,683          | 2,566            | 47,249         | 47,248.39    | .00          | .61              | 100.0%   |
| 002 BAILEY SCHOOL    |  |                 |                  |                |              |              |                  |          |
|                      | <a href="#">90210103 512903 Bailey Elementary</a>  | 1,141,444       | 73,377           | 1,214,821      | 1,214,820.88 | .00          | .00              | 100.0%   |
|                      | <a href="#">90210103 512958 Bailey Paraprofess</a> | 253,954         | 29,484           | 283,438        | 283,438.26   | .00          | .00              | 100.0%   |
|                      | <a href="#">90210106 512903 Bailey SPED Teache</a> | 438,165         | 104,241          | 542,406        | 542,405.26   | .00          | .74              | 100.0%   |
|                      | <a href="#">90210106 512958 Bailey SPED Parapr</a> | 225,536         | -14,902          | 210,634        | 210,633.56   | .00          | .44              | 100.0%   |
|                      | <a href="#">90210109 512903 Bailey ELL Teacher</a> | 83,039          | 830              | 83,869         | 83,869.24    | .00          | -.24             | 100.0%*  |
|                      | <a href="#">90210112 544400 Bailey SA - Genera</a> | 29,300          | -2,584           | 26,716         | 26,716.11    | .00          | .00              | 100.0%   |
|                      | <a href="#">90210124 541000 Bailey SA - Techno</a> | 7,500           | -704             | 6,796          | 6,796.00     | .00          | .00              | 100.0%   |
|                      | <a href="#">90210803 512903 Bailey Kindergarte</a> | 320,579         | -8,264           | 312,315        | 312,314.72   | .00          | .00              | 100.0%   |
|                      | <a href="#">90210903 512903 Bailey Pre-School</a>  | 62,828          | 16,167           | 78,995         | 78,994.76    | .00          | .24              | 100.0%   |
|                      | <a href="#">90211003 512903 Bailey Art Teacher</a> | 81,265          | 813              | 82,078         | 82,077.66    | .00          | .34              | 100.0%   |
|                      | <a href="#">90212003 512903 Bailey Math Teache</a> | 50,000          | 32,077           | 82,077         | 82,077.32    | .00          | -.32             | 100.0%*  |
|                      | <a href="#">90212603 512903 Bailey Phys. Ed. T</a> | 79,373          | 794              | 80,167         | 80,167.10    | .00          | -.10             | 100.0%*  |
|                      | <a href="#">90212803 512903 Bailey Music Teach</a> | 47,694          | -1,968           | 45,726         | 45,725.94    | .00          | .06              | 100.0%   |
|                      | <a href="#">90212903 512903 Bailey Reading Tea</a> | 70,826          | 2,423            | 73,249         | 73,248.50    | .00          | .50              | 100.0%   |
|                      | <a href="#">90236003 512904 Bailey Library Aid</a> | 29,398          | 2,011            | 31,409         | 33,674.70    | .00          | -2,265.70        | 107.2%*  |
|                      | <a href="#">90237002 530002 Bailey SA - Prof.</a>  | 15,000          | -907             | 14,093         | 14,813.00    | .00          | -720.00          | 105.1%*  |
|                      | <a href="#">90237003 512111 Bailey - Student A</a> | 7,511           | -72              | 7,439          | 6,885.75     | 527.00       | 26.25            | 99.6%    |
|                      | <a href="#">90241103 512101 Bailey Principal</a>   | 121,810         | 2,426            | 124,236        | 124,235.81   | .00          | .00              | 100.0%   |
|                      | <a href="#">90241103 512102 Bailey Asst. Princ</a> | 99,193          | 16,058           | 115,251        | 115,251.25   | .00          | .00              | 100.0%   |
|                      | <a href="#">90241103 512902 Bailey School Cler</a> | 43,016          | -362             | 42,654         | 45,135.21    | .00          | -2,481.21        | 105.8%*  |
|                      | <a href="#">90247103 512960 Bailey Custodian</a>   | 141,238         | 5,147            | 146,385        | 146,385.02   | .00          | .00              | 100.0%   |
| 012 MCAVINNUE SCHOOL |  |                 |                  |                |              |              |                  |          |
|                      | <a href="#">91210103 512903 McAvinnue Elementa</a> | 1,140,600       | -67,091          | 1,073,509      | 1,073,509.07 | .00          | .00              | 100.0%   |
|                      | <a href="#">91210103 512958 McAvinnue Paraprof</a> | 274,035         | 2,323            | 276,358        | 277,113.01   | .00          | -755.01          | 100.3%*  |
|                      | <a href="#">91210106 512903 McAvinnue SPED Tea</a> | 557,802         | -63,485          | 494,317        | 494,317.19   | .00          | .00              | 100.0%   |
|                      | <a href="#">91210106 512958 McAvinnue SPED Par</a> | 215,892         | -61,451          | 154,441        | 154,441.21   | .00          | -.21             | 100.0%*  |
|                      | <a href="#">91210109 512903 McAvinnue ELL Teac</a> | 182,167         | -24,693          | 157,474        | 157,473.94   | .00          | .06              | 100.0%   |
|                      | <a href="#">91210112 544400 McAvinnue SA - Gen</a> | 24,800          | -2,068           | 22,732         | 22,731.71    | .00          | .00              | 100.0%   |
|                      | <a href="#">91210115 541600 McAvinnue SA - Tex</a> | 7,000           | 0                | 7,000          | 6,690.44     | 30.70        | 278.86           | 96.0%    |
|                      | <a href="#">91210124 541000 McAvinnue SA - Tec</a> | 4,000           | -29              | 3,971          | 3,971.00     | .00          | .00              | 100.0%   |
|                      | <a href="#">91210803 512903 McAvinnue Kinderga</a> | 315,530         | -25,254          | 290,276        | 290,275.38   | .00          | .62              | 100.0%   |





FOR 2018 13


|                                    | ORIGINAL<br>APPROP | TRANFRS/<br>ADJSTMTS | REVISED<br>BUDGET | YTD EXPENDED | ENCUMBRANCES | AVAILABLE<br>BUDGET | PCT<br>USED |
|------------------------------------|--------------------|----------------------|-------------------|--------------|--------------|---------------------|-------------|
| 91810103 512958 Pyne Arts Paraprof | 246,531            | -4,411               | 242,120           | 242,120.21   | .00          | .00                 | 100.0%      |
| 91810106 512903 Pyne Arts SPED Tea | 611,054            | 44,188               | 655,242           | 655,241.73   | .00          | .27                 | 100.0%      |
| 91810106 512958 Pyne Arts SPED Par | 528,778            | -116,968             | 411,810           | 411,809.51   | .00          | .00                 | 100.0%      |
| 91810109 512903 Pyne Arts ELL Teac | 86,823             | 868                  | 87,691            | 87,690.98    | .00          | .02                 | 100.0%      |
| 91810112 544400 Pyne Arts SA - Gen | 35,070             | 3,241                | 38,311            | 38,310.20    | .00          | .84                 | 100.0%      |
| 91810124 541000 Pyne Arts SA - Tec | 1,000              | 0                    | 1,000             | 542.85       | 457.06       | .09                 | 100.0%      |
| 91810604 512903 Pyne Arts Middle S | 291,304            | 1,919                | 293,223           | 293,223.13   | .00          | -.13                | 100.0%*     |
| 91810803 512903 Pyne Arts Kinderga | 130,027            | 1,299                | 131,326           | 131,325.74   | .00          | .26                 | 100.0%      |
| 91810903 512903 Pyne Arts Pre-Scho | 71,438             | 16,253               | 87,691            | 87,690.98    | .00          | .02                 | 100.0%      |
| 91811003 512903 Pyne Arts Art Teac | 85,724             | 858                  | 86,582            | 86,581.74    | .00          | .26                 | 100.0%      |
| 91811203 512903 Pyne Arts Computer | 80,035             | 801                  | 80,836            | 80,836.08    | .00          | -.08                | 100.0%*     |
| 91811403 541500 BASIC TEXT         | 625                | 0                    | 625               | 625.00       | .00          | .00                 | 100.0%      |
| 91811503 512903 Pyne Arts English  | 57,551             | 6,141                | 63,692            | 63,691.55    | .00          | .45                 | 100.0%      |
| 91811903 512903 Pyne Arts Tech. Ed | 78,213             | 782                  | 78,995            | 78,994.76    | .00          | .24                 | 100.0%      |
| 91812003 512903 Pyne Arts Math Tea | 69,241             | 724                  | 69,965            | 69,965.16    | .00          | -.16                | 100.0%*     |
| 91812603 512903 Pyne Arts Phys. Ed | 67,655             | 677                  | 68,332            | 68,332.16    | .00          | -.16                | 100.0%*     |
| 91812803 512903 Pyne Arts Music Te | 47,694             | 476                  | 48,170            | 48,170.20    | .00          | -.20                | 100.0%*     |
| 91812903 512903 Pyne Arts Reading  | 82,419             | 12,417               | 94,836            | 94,835.82    | .00          | .18                 | 100.0%      |
| 91813003 512903 Pyne Arts Science  | 129,408            | -109,144             | 20,264            | 20,263.83    | .00          | .00                 | 100.0%      |
| 91813103 512903 Pyne Arts Social S | 83,039             | 830                  | 83,869            | 83,869.80    | .00          | -.80                | 100.0%*     |
| 91813303 512903 Pyne Arts Drama Te | 80,514             | 806                  | 81,320            | 81,320.46    | .00          | -.46                | 100.0%*     |
| 91835003 512105 Pyne Arts Guidance | 80,941             | 809                  | 81,750            | 81,749.98    | .00          | .02                 | 100.0%      |
| 91836003 512904 Pyne Arts Library  | 24,001             | -7,160               | 16,841            | 16,841.30    | .00          | -.30                | 100.0%*     |
| 91837018 530002 Pyne Arts SA - Pro | 16,000             | -6,539               | 9,462             | 11,531.50    | .00          | -2,070.00           | 121.9%*     |
| 91841103 512101 Pyne Arts Principa | 122,602            | 2,439                | 125,041           | 125,041.00   | .00          | .00                 | 100.0%      |
| 91841103 512102 Pyne Arts Asst. Pr | 104,629            | 1,046                | 105,675           | 105,674.93   | .00          | .00                 | 100.0%      |
| 91841103 512902 Pyne Arts School C | 42,291             | -3,553               | 38,738            | 38,738.28    | .00          | .00                 | 100.0%      |
| 91841112 512111 STUDENT BODY ACTIV | 6,824              | 126                  | 6,950             | 6,950.00     | .00          | .00                 | 100.0%      |
| 91847103 512960 Pyne Arts Custodia | 227,092            | -40,283              | 186,809           | 179,934.01   | .00          | 6,874.94            | 96.3%       |
| 019 ALTERNATIVE SCHOOL             |                    |                      |                   |              |              |                     |             |
| 91910115 512111 STUDENT BODY ACTIV | 100                | 280                  | 380               | 374.28       | .00          | 5.72                | 98.5%       |
| 91920104 512110 Laura Lee Coordina | 102,811            | -18,831              | 83,980            | 87,772.65    | .00          | -3,792.65           | 104.5%*     |
| 91920106 512903 Laura Lee SPED Tea | 335,000            | 3,348                | 338,348           | 338,348.34   | .00          | -.34                | 100.0%*     |
| 91920106 512958 Laura Lee SPED Par | 119,755            | -1,528               | 118,227           | 118,226.89   | .00          | .11                 | 100.0%      |
| 91920109 544400 Laura Lee SA - Gen | 13,000             | -3,530               | 9,470             | 9,453.85     | 15.83        | .00                 | 100.0%      |
| 91937019 530002 Laura Lee SA - Pro | 2,000              | -158                 | 1,842             | 1,841.92     | .00          | .00                 | 100.0%      |
| 91941102 530002 Laura Lee SA - Oth | 0                  | 3,490                | 3,490             | 3,490.00     | .00          | .00                 | 100.0%      |
| 91941103 512902 Laura Lee School C | 40,106             | 1,147                | 41,253            | 41,252.82    | .00          | .00                 | 100.0%      |
| 020 LINCOLN SCHOOL                 |                    |                      |                   |              |              |                     |             |
| 92010103 512903 Lincoln Elementary | 1,227,113          | 62,283               | 1,289,396         | 1,289,395.98 | .00          | .00                 | 100.0%      |





FOR 2018 13


|  | ORIGINAL APPROP | TRANFRS/ADJSTMTS | REVISED BUDGET | YTD EXPENDED | ENCUMBRANCES | AVAILABLE BUDGET | PCT USED |
|--|-----------------|------------------|----------------|--------------|--------------|------------------|----------|
| <a href="#">92010103 512958 Lincoln Paraprofes</a> | 309,319         | -5,478           | 303,841        | 304,860.14   | .00          | -1,019.14        | 100.3%*  |
| <a href="#">92010106 512903 Lincoln SPED Teach</a> | 367,204         | 8,721            | 375,925        | 375,924.79   | .00          | .21              | 100.0%   |
| <a href="#">92010106 512958 Lincoln SPED Parap</a> | 145,702         | -8,662           | 137,040        | 137,040.60   | .00          | -.60             | 100.0%*  |
| <a href="#">92010109 512903 Lincoln ELL Teache</a> | 138,614         | 2,143            | 140,757        | 140,757.79   | .00          | -.79             | 100.0%*  |
| <a href="#">92010112 544400 Lincoln SA - Gener</a> | 20,000          | -3,881           | 16,119         | 15,998.47    | 120.98       | .00              | 100.0%   |
| <a href="#">92010115 541600 Lincoln SA - Textb</a> | 5,000           | -4,000           | 1,000          | 480.00       | .00          | 520.00           | 48.0%    |
| <a href="#">92010124 541000 Lincoln SA - Techn</a> | 12,000          | 3,000            | 15,000         | 15,000.00    | .00          | .00              | 100.0%   |
| <a href="#">92010803 512903 Lincoln Kindergart</a> | 235,712         | 18,149           | 253,861        | 253,860.92   | .00          | .08              | 100.0%   |
| <a href="#">92010903 512903 Lincoln Pre-School</a> | 138,075         | 17,741           | 155,816        | 155,816.10   | .00          | -.10             | 100.0%*  |
| <a href="#">92011003 512903 Lincoln Art Teache</a> | 82,253          | 822              | 83,075         | 83,074.95    | .00          | .05              | 100.0%   |
| <a href="#">92012003 512903 Lincoln Math Teach</a> | 76,730          | 767              | 77,497         | 77,497.42    | .00          | -.42             | 100.0%*  |
| <a href="#">92012004 512111 Lincoln - Student</a>  | 7,541           | -5,258           | 2,283          | 2,282.88     | .00          | .12              | 100.0%   |
| <a href="#">92012603 512903 Lincoln Phys. Ed.</a>  | 88,727          | 888              | 89,615         | 89,614.98    | .00          | .02              | 100.0%   |
| <a href="#">92012803 512903 Lincoln Music Teac</a> | 60,500          | 604              | 61,104         | 61,103.90    | .00          | .10              | 100.0%   |
| <a href="#">92012903 512903 Lincoln Reading Te</a> | 78,622          | -20,497          | 58,125         | 58,125.86    | .00          | -.86             | 100.0%*  |
| <a href="#">92036003 512904 Lincoln Library Ai</a> | 33,293          | 333              | 33,626         | 36,860.21    | .00          | -3,234.21        | 109.6%*  |
| <a href="#">92036006 541601 Lincoln SA - Libra</a> | 1,000           | 0                | 1,000          | 979.30       | .00          | 20.70            | 97.9%    |
| <a href="#">92037020 530002 Lincoln SA - Prof.</a> | 16,200          | -3,068           | 13,132         | 15,599.50    | .00          | -2,467.50        | 118.8%*  |
| <a href="#">92041103 512101 Lincoln Principal</a>  | 121,533         | 2,115            | 123,648        | 123,647.78   | .00          | .00              | 100.0%   |
| <a href="#">92041103 512102 Lincoln Asst. Prin</a> | 102,498         | 493              | 102,991        | 102,990.79   | .00          | .00              | 100.0%   |
| <a href="#">92041103 512902 Lincoln School Cle</a> | 41,400          | -8,074           | 33,326         | 33,325.62    | .00          | .00              | 100.0%   |
| <a href="#">92047103 512960 Lincoln Custodian</a>  | 90,142          | 52,410           | 142,552        | 142,552.32   | .00          | .00              | 100.0%   |
| <b>025 MOLLOY SCHOOL</b>                           |                 |                  |                |              |              |                  |          |
| <a href="#">92510106 512903 Molloy SPED Teache</a> | 139,421         | 1,395            | 140,816        | 140,815.74   | .00          | .26              | 100.0%   |
| <a href="#">92510109 512903 Molloy ELL Teacher</a> | 54,351          | 2,687            | 57,038         | 57,038.28    | .00          | -.28             | 100.0%*  |
| <a href="#">92510112 544400 Molloy SA - Genera</a> | 10,000          | -4,473           | 5,527          | 4,955.63     | 912.65       | -341.05          | 106.2%*  |
| <a href="#">92510603 512110 Molloy Coordinator</a> | 98,899          | 10,660           | 109,559        | 109,558.80   | .00          | .20              | 100.0%   |
| <a href="#">92510704 512111 STUDENT BODY ACTIV</a> | 100             | -100             | 0              | .00          | .00          | .00              | .0%      |
| <a href="#">92511504 512903 Molloy English Tea</a> | 153,461         | 1,534            | 154,995        | 154,994.84   | .00          | .16              | 100.0%   |
| <a href="#">92512004 512903 Molloy Math Teache</a> | 72,525          | 724              | 73,249         | 73,248.50    | .00          | .50              | 100.0%   |
| <a href="#">92513003 512903 Molloy Science Tea</a> | 76,731          | 77,041           | 153,772        | 153,771.84   | .00          | .00              | 100.0%   |
| <a href="#">92513103 512903 Molloy Social Stud</a> | 74,417          | 745              | 75,162         | 75,161.32    | .00          | .68              | 100.0%   |
| <a href="#">92537025 530002 Molloy SA - Prof.</a>  | 5,000           | -3,365           | 1,635          | 7,815.00     | .00          | -6,180.00        | 478.0%*  |
| <a href="#">92541105 512902 Molloy School Cler</a> | 41,402          | 797              | 42,199         | 42,198.61    | .00          | .00              | 100.0%   |
| <a href="#">92541408 512915 Molloy Security Gu</a> | 42,958          | -42,958          | 0              | .00          | .00          | .00              | .0%      |
| <a href="#">92547103 512960 Molloy Custodian</a>   | 0               | 18,677           | 18,677         | 16,008.66    | .00          | 2,668.34         | 85.7%    |
| <b>027 MOODY SCHOOL</b>                            |                 |                  |                |              |              |                  |          |
| <a href="#">92710103 512903 Moody Elementary T</a> | 594,278         | -12,511          | 581,767        | 581,766.46   | .00          | .54              | 100.0%   |






FOR 2018 13

|  | ORIGINAL APPROP | TRANFRS/ADJSTMTS | REVISED BUDGET | YTD EXPENDED | ENCUMBRANCES | AVAILABLE BUDGET | PCT USED |
|--|-----------------|------------------|----------------|--------------|--------------|------------------|----------|
| <a href="#">92710103 512958 Moody Paraprofessi</a> | 228,859         | 15,912           | 244,771        | 244,983.86   | .00          | -212.86          | 100.1%*  |
| <a href="#">92710106 512903 Moody SPED Teacher</a> | 61,753          | 76,784           | 138,537        | 138,537.10   | .00          | -.10             | 100.0%*  |
| <a href="#">92710106 512958 Moody SPED Parapro</a> | 31,554          | -31,554          | 0              | .00          | .00          | .00              | .0%      |
| <a href="#">92710109 512903 Moody ELL Teacher</a>  | 51,405          | 513              | 51,918         | 51,918.10    | .00          | -.10             | 100.0%*  |
| <a href="#">92710112 544400 Moody SA - General</a> | 10,000          | -2,129           | 7,871          | 7,450.66     | .00          | 420.00           | 94.7%    |
| <a href="#">92710115 541600 Moody SA - Textboo</a> | 2,000           | -2,000           | 0              | .00          | .00          | .00              | .0%      |
| <a href="#">92710124 541000 Moody SA - Technol</a> | 2,200           | -37              | 2,163          | 2,162.94     | .00          | .06              | 100.0%   |
| <a href="#">92710803 512903 Moody Kindergarten</a> | 132,973         | 1,327            | 134,300        | 134,300.40   | .00          | -.40             | 100.0%*  |
| <a href="#">92710903 512903 Moody Pre-School T</a> | 141,862         | -18,638          | 123,224        | 123,223.36   | .00          | .64              | 100.0%   |
| <a href="#">92711003 512903 Moody Art Teacher</a>  | 70,825          | 708              | 71,533         | 71,533.28    | .00          | -.28             | 100.0%*  |
| <a href="#">92712003 512903 Moody Math Teacher</a> | 50,000          | -50,000          | 0              | .00          | .00          | .00              | .0%      |
| <a href="#">92712603 512903 Moody Phys. Ed. Te</a> | 85,724          | 1,458            | 87,182         | 87,181.74    | .00          | .26              | 100.0%   |
| <a href="#">92712803 512903 Moody Music Teache</a> | 89,826          | 899              | 90,725         | 90,724.14    | .00          | .86              | 100.0%   |
| <a href="#">92712903 512903 Moody Reading Teac</a> | 75,033          | 1,133            | 76,166         | 76,165.96    | .00          | .04              | 100.0%   |
| <a href="#">92736003 512904 Moody Library Aide</a> | 32,000          | -32,000          | 0              | .00          | .00          | .00              | .0%      |
| <a href="#">92736006 541601 Moody SA - Library</a> | 4,000           | 0                | 4,000          | 3,996.04     | .00          | 3.96             | 99.9%    |
| <a href="#">92737027 530002 Moody SA - Prof. D</a> | 8,000           | 0                | 8,000          | 8,000.00     | .00          | .00              | 100.0%   |
| <a href="#">92741103 512101 Moody Principal</a>    | 121,174         | 2,108            | 123,282        | 123,281.88   | .00          | .00              | 100.0%   |
| <a href="#">92741103 512902 Moody School Clerk</a> | 42,291          | 0                | 42,291         | 44,730.95    | .00          | -2,439.95        | 105.8%*  |
| <a href="#">92741112 512111 STUDENT BODY ACTIV</a> | 3,565           | 79               | 3,644          | 3,643.26     | .00          | .74              | 100.0%   |
| <a href="#">92741113 541500 BASIC TEXT</a>         | 625             | 0                | 625            | 614.41       | .00          | 10.59            | 98.3%    |
| <a href="#">92747103 512960 Moody Custodian</a>    | 93,475          | 5,468            | 98,943         | 98,942.67    | .00          | .33              | 100.0%   |
| <b>030 MOREY SCHOOL</b>                            |                 |                  |                |              |              |                  |          |
| <a href="#">93010103 512903 Morey Elementary T</a> | 1,296,345       | -56,299          | 1,240,046      | 1,240,045.57 | .00          | .43              | 100.0%   |
| <a href="#">93010103 512958 Morey Paraprofessi</a> | 415,363         | -135,279         | 280,084        | 280,084.07   | .00          | .00              | 100.0%   |
| <a href="#">93010104 512301 Morey SA - Tutors</a>  | 9,700           | 1,280            | 10,980         | 10,980.00    | .00          | .00              | 100.0%   |
| <a href="#">93010106 512903 Morey SPED Teacher</a> | 449,437         | 18,134           | 467,571        | 467,571.14   | .00          | -.14             | 100.0%*  |
| <a href="#">93010106 512958 Morey SPED Parapro</a> | 214,493         | 7,306            | 221,799        | 221,799.21   | .00          | .00              | 100.0%   |
| <a href="#">93010109 512903 Morey ELL Teacher</a>  | 131,341         | 16,164           | 147,505        | 147,504.76   | .00          | .24              | 100.0%   |
| <a href="#">93010112 544400 Morey SA - General</a> | 12,000          | 9,257            | 21,257         | 21,256.83    | .00          | .00              | 100.0%   |
| <a href="#">93010803 512903 Morey Kindergarten</a> | 377,064         | 3,774            | 380,838        | 380,838.42   | .00          | -.42             | 100.0%*  |
| <a href="#">93010901 512903 Morey Pre-School T</a> | 140,297         | 19,523           | 159,820        | 159,819.92   | .00          | .08              | 100.0%   |
| <a href="#">93011003 512903 Morey Art Teacher</a>  | 83,820          | 839              | 84,659         | 84,658.60    | .00          | .40              | 100.0%   |
| <a href="#">93012003 512903 Morey Math Teacher</a> | 76,730          | 767              | 77,497         | 77,497.42    | .00          | -.42             | 100.0%*  |
| <a href="#">93012603 512903 Morey Phys. Ed. Te</a> | 80,515          | 805              | 81,320         | 81,320.46    | .00          | -.46             | 100.0%*  |
| <a href="#">93012803 512903 Morey Music Teache</a> | 81,265          | 812              | 82,077         | 82,077.32    | .00          | -.32             | 100.0%*  |
| <a href="#">93012903 512903 Morey Reading Teac</a> | 120,927         | 40,579           | 161,506        | 161,505.76   | .00          | .00              | 100.0%   |
| <a href="#">93036003 512904 Morey Library Aide</a> | 28,566          | 285              | 28,851         | 30,238.89    | .00          | -1,387.89        | 104.8%*  |
| <a href="#">93037030 530002 Morey SA - Prof. D</a> | 31,100          | -15,650          | 15,450         | 21,040.43    | .00          | -5,590.00        | 136.2%*  |
| <a href="#">93041103 512101 Morey Principal</a>    | 114,403         | 6,410            | 120,813        | 120,813.07   | .00          | .00              | 100.0%   |
| <a href="#">93041103 512102 Morey Asst. Princi</a> | 100,000         | 11,064           | 111,064        | 111,063.96   | .00          | .00              | 100.0%   |




FOR 2018 13

|  | ORIGINAL<br>APPROP | TRANFRS/<br>ADJSTMTS | REVISED<br>BUDGET | YTD EXPENDED | ENCUMBRANCES | AVAILABLE<br>BUDGET | PCT<br>USED |
|--|--------------------|----------------------|-------------------|--------------|--------------|---------------------|-------------|
| <a href="#">93041103 512902 Morey School Clerk</a> | 41,042             | 211                  | 41,253            | 41,252.82    | .00          | .00                 | 100.0%      |
| <a href="#">93041112 512111 STUDENT BODY ACTIV</a> | 7,717              | -7,717               | 0                 | .00          | .00          | .00                 | .0%         |
| <a href="#">93047103 512960 Morey Custodian</a>    | 141,060            | 6,649                | 147,709           | 147,708.79   | .00          | .21                 | 100.0%      |
| <b>035 LEBLANC SCHOOL</b>                          |                    |                      |                   |              |              |                     |             |
| <a href="#">93510106 512958 LeBlanc SPED Parap</a> | 0                  | 49,582               | 49,582            | 50,098.58    | .00          | -516.58             | 101.0%*     |
| <a href="#">93510112 512111 STUDENT BODY ACTIV</a> | 100                | -100                 | 0                 | .00          | .00          | .00                 | .0%         |
| <a href="#">93510112 544400 LeBlanc SA - Gener</a> | 15,000             | -425                 | 14,575            | 14,575.00    | .00          | .00                 | 100.0%      |
| <a href="#">93541103 512902 LeBlanc School Cle</a> | 41,847             | -3,613               | 38,234            | 38,234.40    | .00          | .00                 | 100.0%      |
| <a href="#">93541408 512915 LeBlanc Security G</a> | 42,603             | 0                    | 42,603            | 38,513.52    | .00          | 4,089.48            | 90.4%       |
| <a href="#">93547103 512960 LeBlanc Custodian</a>  | 44,151             | 1,690                | 45,841            | 45,841.19    | .00          | .00                 | 100.0%      |
| <b>036 PAWTUCKETVILLE MEMORIAL SCHOOL</b>          |                    |                      |                   |              |              |                     |             |
| <a href="#">93610103 512903 Pawtucket Elementa</a> | 1,296,573          | 12,824               | 1,309,397         | 1,309,396.64 | .00          | .36                 | 100.0%      |
| <a href="#">93610103 512958 Pawtucket Paraprof</a> | 212,228            | 29,067               | 241,295           | 241,295.74   | .00          | -.74                | 100.0%*     |
| <a href="#">93610106 512903 Pawtucket SPED Tea</a> | 410,259            | -14,745              | 395,514           | 395,513.89   | .00          | .00                 | 100.0%      |
| <a href="#">93610106 512958 Pawtucket SPED Par</a> | 246,666            | 55,772               | 302,438           | 302,950.05   | .00          | -512.05             | 100.2%*     |
| <a href="#">93610109 512903 Pawtucketville ELL</a> | 0                  | 85,166               | 85,166            | 85,166.38    | .00          | -.38                | 100.0%*     |
| <a href="#">93610112 544400 Pawtucket SA - Gen</a> | 26,000             | 1,655                | 27,655            | 27,345.83    | .00          | 308.81              | 98.9%       |
| <a href="#">93610114 512111 Pawtucket - Studen</a> | 7,658              | -116                 | 7,542             | 6,402.40     | .00          | 1,140.00            | 84.9%       |
| <a href="#">93610115 541600 Pawtucket SA - Tex</a> | 2,000              | 0                    | 2,000             | 1,918.29     | .00          | 81.71               | 95.9%       |
| <a href="#">93610124 541000 Pawtucket SA - Tec</a> | 6,000              | -183                 | 5,817             | 5,817.00     | .00          | .00                 | 100.0%      |
| <a href="#">93610803 512903 Pawtucket Kinderga</a> | 323,210            | -54,806              | 268,404           | 268,403.96   | .00          | .04                 | 100.0%      |
| <a href="#">93611003 512903 Pawtucket Art Teac</a> | 54,351             | 2,687                | 57,038            | 57,038.28    | .00          | -.28                | 100.0%*     |
| <a href="#">93612003 512903 Pawtucket Math Tea</a> | 74,626             | -74,626              | 0                 | .00          | .00          | .00                 | .0%         |
| <a href="#">93612603 512903 Pawtucket Phys. Ed</a> | 75,031             | 751                  | 75,782            | 75,782.72    | .00          | -.72                | 100.0%*     |
| <a href="#">93612803 512903 Pawtucket Music Te</a> | 57,551             | 574                  | 58,125            | 58,125.86    | .00          | -.86                | 100.0%*     |
| <a href="#">93612903 512903 Pawtucket Reading</a>  | 139,231            | 6,875                | 146,106           | 146,106.22   | .00          | -.22                | 100.0%*     |
| <a href="#">93636003 512904 Pawtucket Library</a>  | 30,500             | 305                  | 30,805            | 33,027.19    | .00          | -2,222.19           | 107.2%*     |
| <a href="#">93636006 541601 Pawtucket SA - Lib</a> | 1,300              | 0                    | 1,300             | 1,287.99     | .00          | 12.01               | 99.1%       |
| <a href="#">93637036 530002 Pawtucket SA - Pro</a> | 15,000             | -5,570               | 9,430             | 9,985.00     | .00          | -555.00             | 105.9%*     |
| <a href="#">93641103 512101 Pawtucket Principa</a> | 119,457            | 2,378                | 121,835           | 121,834.84   | .00          | .00                 | 100.0%      |
| <a href="#">93641103 512102 Pawtucket Asst. Pr</a> | 108,512            | 1,085                | 109,597           | 109,597.26   | .00          | .00                 | 100.0%      |
| <a href="#">93641103 512902 Pawtucket School C</a> | 41,847             | 1,609                | 43,456            | 43,456.49    | .00          | .00                 | 100.0%      |
| <a href="#">93647103 512960 Pawtucket Custodia</a> | 138,753            | 32,787               | 171,540           | 171,539.80   | .00          | .20                 | 100.0%      |
| <b>040 REILLY SCHOOL</b>                           |                    |                      |                   |              |              |                     |             |
| <a href="#">94010103 512903 Reilly Elementary</a>  | 1,490,739          | 105,854              | 1,596,593         | 1,596,593.07 | .00          | -.07                | 100.0%*     |




FOR 2018 13

|  | ORIGINAL<br>APPROP | TRANFRS/<br>ADJSTMTS | REVISED<br>BUDGET | YTD EXPENDED | ENCUMBRANCES | AVAILABLE<br>BUDGET | PCT<br>USED |
|--|--------------------|----------------------|-------------------|--------------|--------------|---------------------|-------------|
| <a href="#">94010103 512958 Reilly Paraprofess</a> | 339,574            | -3,659               | 335,915           | 335,915.06   | .00          | -.06                | 100.0%*     |
| <a href="#">94010105 512111 Reilly - Student A</a> | 8,230              | 620                  | 8,850             | 8,850.00     | .00          | .00                 | 100.0%      |
| <a href="#">94010106 512903 Reilly SPED Teache</a> | 466,605            | 3,925                | 470,530           | 470,530.32   | .00          | -.32                | 100.0%*     |
| <a href="#">94010106 512958 Reilly SPED Parapr</a> | 93,929             | 29,522               | 123,451           | 124,080.59   | .00          | -629.59             | 100.5%*     |
| <a href="#">94010109 512903 Reilly ELL Teacher</a> | 257,252            | -127,336             | 129,916           | 129,916.15   | .00          | -.15                | 100.0%*     |
| <a href="#">94010112 544400 Reilly SA - Genera</a> | 25,000             | -1,832               | 23,168            | 23,148.64    | 19.40        | .00                 | 100.0%      |
| <a href="#">94010124 541000 Reilly SA - Techno</a> | 5,800              | -2                   | 5,798             | 5,797.66     | .00          | .34                 | 100.0%      |
| <a href="#">94010803 512903 Reilly Kindergarte</a> | 365,211            | 6,685                | 371,896           | 371,896.46   | .00          | -.46                | 100.0%*     |
| <a href="#">94011003 512903 Reilly Art Teacher</a> | 86,824             | 867                  | 87,691            | 87,690.98    | .00          | .02                 | 100.0%      |
| <a href="#">94012003 512903 Reilly Math Teache</a> | 80,316             | 803                  | 81,119            | 81,118.70    | .00          | .30                 | 100.0%      |
| <a href="#">94012603 512903 Reilly Phys. Ed. T</a> | 56,454             | 566                  | 57,020            | 57,019.82    | .00          | .18                 | 100.0%      |
| <a href="#">94012803 512903 Reilly Music Teach</a> | 63,451             | 636                  | 64,087            | 64,086.36    | .00          | .64                 | 100.0%      |
| <a href="#">94012903 512903 Reilly Reading Tea</a> | 156,628            | 4,739                | 161,367           | 161,366.66   | .00          | .34                 | 100.0%      |
| <a href="#">94036003 512904 Reilly Library Aid</a> | 26,305             | -26,305              | 0                 | .00          | .00          | .00                 | .0%         |
| <a href="#">94037040 530002 Reilly SA - Prof.</a>  | 25,000             | -2,302               | 22,698            | 22,698.21    | .00          | .00                 | 100.0%      |
| <a href="#">94041103 512101 Reilly Principal</a>   | 117,764            | 2,344                | 120,108           | 120,108.08   | .00          | .00                 | 100.0%      |
| <a href="#">94041103 512102 Reilly Asst. Princ</a> | 106,958            | 1,070                | 108,028           | 108,027.91   | .00          | .00                 | 100.0%      |
| <a href="#">94041103 512902 Reilly School Cler</a> | 41,402             | 1,593                | 42,995            | 42,994.80    | .00          | .00                 | 100.0%      |
| <a href="#">94047103 512960 Reilly Custodian</a>   | 139,129            | 1,193                | 140,322           | 140,321.88   | .00          | .12                 | 100.0%      |
| <b>050 SHAUGHNESSY SCHOOL</b>                      |                    |                      |                   |              |              |                     |             |
| <a href="#">95010103 512903 Shaughnessy Elemen</a> | 1,081,046          | 84,782               | 1,165,828         | 1,165,828.31 | .00          | .00                 | 100.0%      |
| <a href="#">95010103 512958 Shaughnessy Parapr</a> | 131,889            | -129,866             | 2,023             | 2,023.42     | .00          | .00                 | 100.0%      |
| <a href="#">95010106 512903 Shaughnessy SPED T</a> | 484,519            | -31,452              | 453,067           | 453,067.44   | .00          | -.44                | 100.0%*     |
| <a href="#">95010106 512958 Shaughnessy SPED P</a> | 500,190            | 19,065               | 519,255           | 519,255.17   | .00          | .00                 | 100.0%      |
| <a href="#">95010109 512903 Shaughnessy ELL Te</a> | 77,482             | 773                  | 78,255            | 78,254.80    | .00          | .20                 | 100.0%      |
| <a href="#">95010112 544400 Shaughnessy SA - G</a> | 33,000             | 3,692                | 36,692            | 36,170.86    | 74.53        | 446.21              | 98.8%       |
| <a href="#">95010124 541000 Shaughnessy SA - T</a> | 8,000              | -8,000               | 0                 | .00          | .00          | .00                 | .0%         |
| <a href="#">95010803 512903 Shaughnessy Kinder</a> | 386,560            | -106,062             | 280,498           | 280,497.34   | .00          | .66                 | 100.0%      |
| <a href="#">95010903 512903 Shaughnessy Pre-Sc</a> | 65,130             | 17,161               | 82,291            | 82,291.02    | .00          | -.02                | 100.0%*     |
| <a href="#">95011003 512903 Shaughnessy Art Te</a> | 82,253             | 822                  | 83,075            | 83,074.95    | .00          | .05                 | 100.0%      |
| <a href="#">95012003 512903 Shaughnessy Math T</a> | 80,035             | -4,378               | 75,657            | 75,656.86    | .00          | .00                 | 100.0%      |
| <a href="#">95012603 512903 Shaughnessy Phys.</a>  | 76,308             | 764                  | 77,072            | 77,071.54    | .00          | .46                 | 100.0%      |
| <a href="#">95012803 512903 Shaughnessy Music</a>  | 80,117             | 801                  | 80,918            | 80,917.98    | .00          | .02                 | 100.0%      |
| <a href="#">95012903 512903 Shaughnessy Readin</a> | 55,609             | 557                  | 56,166            | 56,165.98    | .00          | .02                 | 100.0%      |
| <a href="#">95036003 512904 Shaughnessy Librar</a> | 27,968             | 280                  | 28,248            | 30,286.14    | .00          | -2,038.14           | 107.2%*     |
| <a href="#">95037050 530002 Shaughnessy SA - P</a> | 10,000             | -4,168               | 5,832             | 9,731.92     | .00          | -3,900.00           | 166.9%*     |
| <a href="#">95041103 512101 Shaughnessy Princi</a> | 122,081            | 2,429                | 124,510           | 124,509.76   | .00          | .00                 | 100.0%      |
| <a href="#">95041103 512102 Shaughnessy Asst.</a>  | 108,854            | 5,372                | 114,226           | 114,226.28   | .00          | .00                 | 100.0%      |
| <a href="#">95041103 512902 Shaughnessy School</a> | 41,847             | 1,610                | 43,457            | 43,456.50    | .00          | .00                 | 100.0%      |
| <a href="#">95041112 512111 STUDENT BODY ACTIV</a> | 7,305              | -7,305               | 0                 | .00          | .00          | .00                 | .0%         |
| <a href="#">95047103 512960 Shaughnessy Custod</a> | 141,060            | 7,361                | 148,421           | 148,420.50   | .00          | .50                 | 100.0%      |




FOR 2018 13

|   | ORIGINAL APPROP | TRANFRS/ ADJSTMTS | REVISED BUDGET | YTD EXPENDED | ENCUMBRANCES | AVAILABLE BUDGET | PCT USED |
|---|-----------------|-------------------|----------------|--------------|--------------|------------------|----------|
| <u>99310451 512135 Social Workers</u>     | 509,604         | -2,542            | 507,062        | 502,934.88   | .00          | 4,127.30         | 99.2%    |
| <u>054 VARNUM SCHOOL</u>                  |                 |                   |                |              |              |                  |          |
| <u>95410106 512903 LDS SPED Teacher</u>   | 400,000         | 35,867            | 435,867        | 435,867.62   | .00          | -.62             | 100.0%*  |
| <u>95410106 512958 LDS SPED Paraprofe</u> | 589,728         | -18,337           | 571,391        | 571,390.89   | .00          | .00              | 100.0%   |
| <u>95410112 544400 LDS SA General Sup</u> | 0               | 9,944             | 9,944          | 9,937.19     | 6.60         | .00              | 100.0%   |
| <u>95437054 530002 LDS SA - Prof. Dev</u> | 15,000          | -13,256           | 1,744          | 4,680.29     | .00          | -2,936.04        | 268.3%*  |
| <u>95441103 512101 LDS Principal</u>      | 90,637          | 18,595            | 109,232        | 109,231.91   | .00          | .00              | 100.0%   |
| <u>95441103 512902 LDS School Clerk</u>   | 40,000          | -1,372            | 38,628         | 38,628.03    | .00          | .00              | 100.0%   |
| <u>055 WASHINGTON SCHOOL</u>              |                 |                   |                |              |              |                  |          |
| <u>95510103 512903 Washington Element</u> | 631,456         | -67,822           | 563,634        | 563,634.24   | .00          | -.24             | 100.0%*  |
| <u>95510103 512958 Washington Parapro</u> | 161,771         | -42,448           | 119,323        | 119,322.38   | .00          | .62              | 100.0%   |
| <u>95510106 512903 Washington SPED Te</u> | 313,226         | 91,754            | 404,980        | 404,979.99   | .00          | .01              | 100.0%   |
| <u>95510106 512958 Washington SPED Pa</u> | 245,158         | 42,480            | 287,638        | 287,637.56   | .00          | .00              | 100.0%   |
| <u>95510112 544400 Washington SA - Ge</u> | 20,000          | -1,442            | 18,558         | 18,306.94    | 12.87        | 238.47           | 98.7%    |
| <u>95510803 512903 Washington Kinderg</u> | 148,920         | 4,071             | 152,991        | 152,990.76   | .00          | .24              | 100.0%   |
| <u>95510903 512903 Washington Pre-Sch</u> | 60,924          | 16,148            | 77,072         | 77,071.54    | .00          | .46              | 100.0%   |
| <u>95511003 512903 Washington Art Tea</u> | 86,824          | 867               | 87,691         | 87,690.98    | .00          | .02              | 100.0%   |
| <u>95512003 512903 Washington Math Te</u> | 0               | 75,373            | 75,373         | 75,372.44    | .00          | .56              | 100.0%   |
| <u>95512603 512903 Washington Phys. E</u> | 78,214          | 781               | 78,995         | 78,994.76    | .00          | .24              | 100.0%   |
| <u>95512803 512903 Washington Music T</u> | 71,345          | 712               | 72,057         | 72,057.44    | .00          | -.44             | 100.0%*  |
| <u>95512903 512903 Washington Reading</u> | 78,337          | 3,818             | 82,155         | 82,155.06    | .00          | -.06             | 100.0%*  |
| <u>95536003 512904 Washington Library</u> | 32,000          | 320               | 32,320         | 34,651.22    | .00          | -2,331.22        | 107.2%*  |
| <u>95536006 541601 Washington SA - Li</u> | 500             | 0                 | 500            | .00          | .00          | 500.00           | .0%      |
| <u>95537055 530002 Washington SA - Pr</u> | 6,000           | -3,400            | 2,600          | 6,380.74     | .00          | -3,780.74        | 245.4%*  |
| <u>95541103 512101 Washington Princip</u> | 122,619         | 1,837             | 124,456        | 124,455.92   | .00          | .00              | 100.0%   |
| <u>95541103 512902 Washington School</u>  | 43,017          | -363              | 42,654         | 45,135.21    | .00          | -2,481.21        | 105.8%*  |
| <u>95541112 512111 STUDENT BODY ACTIV</u> | 3,844           | -775              | 3,069          | 3,068.79     | .00          | .21              | 100.0%   |
| <u>95547103 512960 Washington Custodi</u> | 50,160          | 23,142            | 73,302         | 72,985.24    | .00          | 316.76           | 99.6%    |
| <u>060 STOKLOSA MIDDLE SCHOOL</u>         |                 |                   |                |              |              |                  |          |
| <u>96010104 512958 Stoklosa Paraprofe</u> | 133,331         | -79               | 133,252        | 133,491.67   | .00          | -239.67          | 100.2%*  |
| <u>96010105 512111 Stoklosa - Student</u> | 8,033           | -348              | 7,686          | 7,685.50     | .00          | .00              | 100.0%   |
| <u>96010106 512958 Stoklosa SPED Para</u> | 0               | -3,663            | -3,663         | -3,663.13    | .00          | .00              | 100.0%   |
| <u>96010112 544400 Stoklosa SA - Gene</u> | 30,000          | 16,840            | 46,840         | 46,839.78    | .00          | .00              | 100.0%   |
| <u>96010124 541000 Stoklosa SA - Tech</u> | 0               | 14,999            | 14,999         | 14,999.42    | .00          | -.42             | 100.0%*  |
| <u>96010603 512903 Stoklosa Middle Sc</u> | 944,652         | -350,305          | 594,347        | 594,346.43   | .00          | .57              | 100.0%   |



FOR 2018 13


|  | ORIGINAL APPROP | TRANFRS/ADJSTMTS | REVISED BUDGET | YTD EXPENDED | ENCUMBRANCES | AVAILABLE BUDGET | PCT USED |
|--|-----------------|------------------|----------------|--------------|--------------|------------------|----------|
| <a href="#">96010606 512903 Stoklosa SPED Teac</a> | 492,879         | -21,473          | 471,406        | 471,405.79   | .00          | .00              | 100.0%   |
| <a href="#">96010606 512958 Stoklosa SPED Para</a> | 94,080          | -24,261          | 69,819         | 69,818.69    | .00          | .00              | 100.0%   |
| <a href="#">96010609 512903 Stoklosa ELL Teach</a> | 134,729         | 7,217            | 141,946        | 141,946.48   | .00          | -.48             | 100.0%*  |
| <a href="#">96011004 512903 Stoklosa Art Teach</a> | 148,826         | 1,486            | 150,312        | 150,312.24   | .00          | -.24             | 100.0%*  |
| <a href="#">96011503 512903 Stoklosa English T</a> | 430,787         | 169,641          | 600,428        | 600,428.92   | .00          | -.92             | 100.0%*  |
| <a href="#">96012003 512903 Stoklosa Math Teac</a> | 470,929         | 163,247          | 634,176        | 634,175.10   | .00          | .90              | 100.0%   |
| <a href="#">96012606 512903 Stoklosa Phys. Ed.</a> | 203,311         | 2,481            | 205,792        | 205,792.10   | .00          | .00              | 100.0%   |
| <a href="#">96012806 512903 Stoklosa Music Tea</a> | 154,479         | 1,544            | 156,023        | 156,023.14   | .00          | .00              | 100.0%   |
| <a href="#">96013006 512903 Stoklosa Science T</a> | 246,236         | 5,492            | 251,728        | 251,728.10   | .00          | .00              | 100.0%   |
| <a href="#">96013106 512903 Stoklosa Social St</a> | 132,973         | 1,327            | 134,300        | 134,300.40   | .00          | .00              | 100.0%   |
| <a href="#">96035003 512105 Stoklosa Guidance</a>  | 85,401          | 854              | 86,255         | 86,254.73    | .00          | .27              | 100.0%   |
| <a href="#">96036004 512904 Stoklosa Library A</a> | 33,500          | -12,350          | 21,150         | 21,150.23    | .00          | -.23             | 100.0%*  |
| <a href="#">96036006 541601 Stoklosa SA - Libr</a> | 3,000           | 0                | 3,000          | 2,811.86     | .00          | 188.14           | 93.7%    |
| <a href="#">96041103 512102 Stoklosa Asst. Pri</a> | 105,381         | 7,444            | 112,825        | 112,824.94   | .00          | .00              | 100.0%   |
| <a href="#">96041109 512101 Stoklosa Principal</a> | 109,000         | 7,503            | 116,503        | 116,503.12   | .00          | .00              | 100.0%   |
| <a href="#">96041109 512902 Stoklosa School Cl</a> | 42,291          | -8,965           | 33,326         | 33,325.62    | .00          | .00              | 100.0%   |
| <a href="#">96047103 512960 Stoklosa Custodian</a> | 141,019         | 51,021           | 192,040        | 192,040.23   | .00          | .00              | 100.0%   |
| <hr/> 070 MCDONOUGH CITY SCHOOL                    |                 |                  |                |              |              |                  |          |
| <a href="#">96037070 530002 Stoklosa SA - Prof</a> | 23,940          | -372             | 23,568         | 24,843.18    | .00          | -1,275.00        | 105.4%*  |
| <hr/> 075 MCAULIFFE SCHOOL                         |                 |                  |                |              |              |                  |          |
| <a href="#">97510103 512903 McAuliffe Elementa</a> | 1,109,387       | 42,226           | 1,151,613      | 1,151,613.95 | .00          | -.95             | 100.0%*  |
| <a href="#">97510103 512958 McAuliffe Paraprof</a> | 240,961         | -62,477          | 178,484        | 178,889.23   | .00          | -405.23          | 100.2%*  |
| <a href="#">97510104 512111 McAuliffe - Studen</a> | 7,812           | -1,186           | 6,626          | 6,611.64     | .00          | 14.36            | 99.8%    |
| <a href="#">97510106 512903 McAuliffe SPED Tea</a> | 458,036         | 71,636           | 529,672        | 529,671.98   | .00          | .02              | 100.0%   |
| <a href="#">97510106 512958 McAuliffe SPED Par</a> | 147,628         | -23,809          | 123,819        | 124,573.43   | .00          | -754.43          | 100.6%*  |
| <a href="#">97510109 512903 McAuliffe TBE Teac</a> | 0               | 68,332           | 68,332         | 68,332.16    | .00          | -.16             | 100.0%*  |
| <a href="#">97510112 544400 McAuliffe SA - Gen</a> | 30,900          | -2,349           | 28,551         | 28,550.89    | .00          | .00              | 100.0%   |
| <a href="#">97510803 512903 McAuliffe Kinderga</a> | 320,041         | 3,200            | 323,241        | 323,240.58   | .00          | .42              | 100.0%   |
| <a href="#">97510903 512903 McAuliffe Pre-Scho</a> | 142,611         | -32,654          | 109,957        | 109,957.20   | .00          | -.20             | 100.0%*  |
| <a href="#">97511003 512903 McAuliffe Art Teac</a> | 80,035          | 801              | 80,836         | 80,836.08    | .00          | -.08             | 100.0%*  |
| <a href="#">97512003 512903 McAuliffe Math Tea</a> | 50,000          | 13,841           | 63,841         | 63,840.86    | .00          | -.14             | 100.0%   |
| <a href="#">97512603 512903 McAuliffe Phys. Ed</a> | 75,031          | 751              | 75,782         | 75,782.72    | .00          | -.72             | 100.0%*  |
| <a href="#">97512803 512903 McAuliffe Music Te</a> | 85,724          | -44,666          | 41,058         | 41,057.81    | .00          | .00              | 100.0%   |
| <a href="#">97512903 512903 McAuliffe Reading</a>  | 92,767          | -33,906          | 58,861         | 58,860.66    | .00          | .34              | 100.0%   |
| <a href="#">97536003 512904 McAuliffe Library</a>  | 31,696          | 317              | 32,013         | 34,322.30    | .00          | -2,309.30        | 107.2%*  |
| <a href="#">97537075 530002 McAuliffe SA - Pro</a> | 20,000          | -2,685           | 17,315         | 20,675.02    | .00          | -3,360.00        | 119.4%*  |
| <a href="#">97541103 512101 McAuliffe Principa</a> | 122,239         | -8,070           | 114,169        | 114,169.04   | .00          | .00              | 100.0%   |
| <a href="#">97541103 512102 McAuliffe Asst. Pr</a> | 99,193          | 283              | 99,476         | 99,475.58    | .00          | .00              | 100.0%   |





FOR 2018 13


|  | ORIGINAL<br>APPROP | TRANFRS/<br>ADJSTMTS | REVISED<br>BUDGET | YTD EXPENDED | ENCUMBRANCES | AVAILABLE<br>BUDGET | PCT<br>USED |
|--|--------------------|----------------------|-------------------|--------------|--------------|---------------------|-------------|
| <a href="#">97541103 512902 McAuliffe School C</a> | 42,290             | 0                    | 42,290            | 44,730.95    | .00          | -2,440.95           | 105.8%*     |
| <a href="#">97547103 512960 McAuliffe Custodia</a> | 95,521             | 24,931               | 120,452           | 116,894.67   | .00          | 3,557.33            | 97.0%       |
| <b>080 MURKLAND SCHOOL</b>                         |                    |                      |                   |              |              |                     |             |
| <a href="#">98010103 512903 Murkland Elementar</a> | 1,188,013          | -89,478              | 1,098,535         | 1,098,534.65 | .00          | .00                 | 100.0%      |
| <a href="#">98010103 512958 Murkland Paraprofe</a> | 318,798            | 10,472               | 329,270           | 329,269.35   | .00          | .65                 | 100.0%      |
| <a href="#">98010106 512903 Murkland SPED Teac</a> | 496,365            | 24,997               | 521,362           | 521,361.65   | .00          | .35                 | 100.0%      |
| <a href="#">98010106 512958 Murkland SPED Para</a> | 220,932            | -63,723              | 157,209           | 157,209.14   | .00          | .00                 | 100.0%      |
| <a href="#">98010109 512903 Murkland ELL Teach</a> | 98,099             | -18,692              | 79,407            | 79,407.64    | .00          | -.64                | 100.0%*     |
| <a href="#">98010112 544400 Murkland SA - Gene</a> | 36,100             | -2,759               | 33,341            | 33,340.64    | .00          | .38                 | 100.0%      |
| <a href="#">98010803 512903 Murkland Kindergar</a> | 285,306            | 56,071               | 341,377           | 341,377.40   | .00          | -.40                | 100.0%*     |
| <a href="#">98010903 512903 Murkland Pre-Schoo</a> | 142,611            | -33,036              | 109,575           | 109,574.74   | .00          | .26                 | 100.0%      |
| <a href="#">98011003 512903 Murkland Art Teach</a> | 63,451             | 4,881                | 68,332            | 68,332.16    | .00          | -.16                | 100.0%*     |
| <a href="#">98012003 512903 Murkland Math Teac</a> | 80,035             | 801                  | 80,836            | 80,836.08    | .00          | -.08                | 100.0%*     |
| <a href="#">98012603 512903 Murkland Phys. Ed.</a> | 50,000             | 8,125                | 58,125            | 58,125.86    | .00          | -.86                | 100.0%*     |
| <a href="#">98012803 512903 Murkland Music Tea</a> | 83,169             | 832                  | 84,001            | 84,000.54    | .00          | .46                 | 100.0%      |
| <a href="#">98012903 512903 Murkland Reading T</a> | 162,555            | 6,785                | 169,340           | 169,340.60   | .00          | -.60                | 100.0%*     |
| <a href="#">98013004 512111 Murkland - Student</a> | 7,570              | -716                 | 6,854             | 6,615.68     | .00          | 238.02              | 96.5%       |
| <a href="#">98036003 512904 Murkland Library A</a> | 28,800             | 288                  | 29,088            | 31,186.51    | .00          | -2,098.51           | 107.2%*     |
| <a href="#">98037080 530002 Murkland SA - Prof</a> | 15,000             | 614                  | 15,614            | 16,694.00    | .00          | -1,080.00           | 106.9%*     |
| <a href="#">98041103 512101 Murkland Principal</a> | 107,411            | 3,416                | 110,827           | 110,826.80   | .00          | .00                 | 100.0%      |
| <a href="#">98041103 512102 Murkland Asst. Pri</a> | 100,000            | 13,299               | 113,299           | 113,299.40   | .00          | .00                 | 100.0%      |
| <a href="#">98041103 512902 Murkland School Cl</a> | 41,042             | 211                  | 41,253            | 41,252.83    | .00          | .00                 | 100.0%      |
| <a href="#">98047103 512960 Murkland Custodian</a> | 182,116            | -36,147              | 145,969           | 141,685.73   | .00          | 4,283.27            | 97.1%       |
| <b>305 BARTLETT SCHOOL</b>                         |                    |                      |                   |              |              |                     |             |
| <a href="#">98310103 512903 Bartlett Elementar</a> | 508,305            | 113,633              | 621,938           | 621,938.46   | .00          | -.46                | 100.0%*     |
| <a href="#">98310103 512958 Bartlett Paraprofe</a> | 204,530            | -18,230              | 186,300           | 186,300.16   | .00          | -.16                | 100.0%*     |
| <a href="#">98310603 512903 Bartlett Middle Sc</a> | 270,722            | 176,891              | 447,613           | 447,612.83   | .00          | .17                 | 100.0%      |
| <a href="#">98310606 512903 Bartlett SPED Teac</a> | 748,504            | -71,924              | 676,580           | 676,580.40   | .00          | -.40                | 100.0%*     |
| <a href="#">98310606 512958 Bartlett SPED Para</a> | 288,641            | 37,081               | 325,722           | 325,722.23   | .00          | .00                 | 100.0%      |
| <a href="#">98310609 512903 Bartlett ELL Teach</a> | 84,323             | -84,323              | 0                 | .00          | .00          | .00                 | .0%         |
| <a href="#">98310612 544400 Bartlett SA - Gene</a> | 34,065             | -4,675               | 29,390            | 29,248.10    | 142.26       | .00                 | 100.0%      |
| <a href="#">98310624 541000 Bartlett SA - Tech</a> | 8,000              | -13                  | 7,987             | 7,986.96     | .00          | .04                 | 100.0%      |
| <a href="#">98310803 512903 Bartlett Kindergar</a> | 170,047            | 1,700                | 171,747           | 171,746.93   | .00          | .07                 | 100.0%      |
| <a href="#">98310903 512903 Bartlett Pre-Schoo</a> | 158,765            | -58,087              | 100,678           | 101,306.22   | .00          | -628.22             | 100.6%*     |
| <a href="#">98311003 512903 Bartlett Art Teach</a> | 72,525             | 724                  | 73,249            | 73,248.50    | .00          | .50                 | 100.0%      |
| <a href="#">98311203 512903 Bartlett Computer</a>  | 78,622             | 785                  | 79,407            | 79,407.64    | .00          | -.64                | 100.0%*     |
| <a href="#">98311503 512903 Bartlett English T</a> | 165,808            | -44,610              | 121,198           | 121,198.27   | .00          | -.27                | 100.0%*     |
| <a href="#">98312003 512903 Bartlett Math Teac</a> | 187,173            | 18,558               | 205,731           | 205,730.99   | .00          | .01                 | 100.0%      |






FOR 2018 13

|  | ORIGINAL<br>APPROP | TRANFRS/<br>ADJSTMTS | REVISED<br>BUDGET | YTD EXPENDED | ENCUMBRANCES | AVAILABLE<br>BUDGET | PCT<br>USED |
|--|--------------------|----------------------|-------------------|--------------|--------------|---------------------|-------------|
| <a href="#">98312603 512903 Bartlett Phys. Ed.</a> | 75,783             | 758                  | 76,541            | 76,541.66    | .00          | -.66                | 100.0%*     |
| <a href="#">98312803 512903 Bartlett Music Tea</a> | 76,730             | 767                  | 77,497            | 77,497.42    | .00          | -.42                | 100.0%*     |
| <a href="#">98312903 512903 Bartlett Reading T</a> | 75,423             | 1,964                | 77,387            | 77,386.34    | .00          | .66                 | 100.0%*     |
| <a href="#">98313003 512903 Bartlett Science T</a> | 61,753             | 618                  | 62,371            | 62,371.14    | .00          | -.14                | 100.0%*     |
| <a href="#">98313103 512903 Bartlett Social St</a> | 47,694             | 7,199                | 54,893            | 54,892.76    | .00          | .24                 | 100.0%      |
| <a href="#">98335003 512105 Bartlett Guidance</a>  | 83,911             | 1,719                | 85,630            | 84,749.87    | .00          | 879.84              | 99.0%       |
| <a href="#">98336003 512904 Bartlett Library A</a> | 27,969             | 1,119                | 29,088            | 31,186.53    | .00          | -2,098.53           | 107.2%*     |
| <a href="#">98336006 541601 Bartlett SA - Libr</a> | 2,000              | 0                    | 2,000             | 1,937.41     | .00          | 62.59               | 96.9%       |
| <a href="#">98337030 530002 Bartlett SA - Prof</a> | 14,000             | 642                  | 14,642            | 14,642.35    | .00          | .00                 | 100.0%      |
| <a href="#">98341103 512101 Bartlett Principal</a> | 121,497            | 2,115                | 123,612           | 123,611.92   | .00          | .00                 | 100.0%      |
| <a href="#">98341103 512102 Bartlett Asst. Pri</a> | 102,391            | 1,024                | 103,415           | 103,415.01   | .00          | .00                 | 100.0%      |
| <a href="#">98341103 512902 Bartlett School Cl</a> | 41,402             | -149                 | 41,253            | 41,252.82    | .00          | .00                 | 100.0%      |
| <a href="#">98341112 512111 STUDENT BODY ACTIV</a> | 7,295              | -905                 | 6,390             | 6,341.40     | .00          | 48.60               | 99.2%       |
| <a href="#">98347103 512960 Bartlett Custodian</a> | 182,467            | -44,056              | 138,411           | 134,865.94   | .00          | 3,545.06            | 97.4%       |
| <hr/> 310 BUTLER SCHOOL <hr/>                      |                    |                      |                   |              |              |                     |             |
| <a href="#">98410603 512903 Butler Middle Scho</a> | 740,518            | -157,309             | 583,209           | 583,208.60   | .00          | .40                 | 100.0%      |
| <a href="#">98410603 512958 Butler Paraprofess</a> | 166,191            | 13,759               | 179,950           | 179,949.88   | .00          | .12                 | 100.0%      |
| <a href="#">98410604 541500 BASIC TEXT</a>         | 625                | 0                    | 625               | 528.91       | .00          | 96.09               | 84.6%       |
| <a href="#">98410606 512903 Butler SPED Teache</a> | 604,170            | 34,193               | 638,363           | 638,362.66   | .00          | .34                 | 100.0%      |
| <a href="#">98410606 512958 Butler SPED Parapr</a> | 133,687            | -79,981              | 53,706            | 53,705.67    | .00          | .33                 | 100.0%      |
| <a href="#">98410609 512903 Butler ELL Teacher</a> | 291,129            | 13,273               | 304,402           | 304,401.76   | .00          | .24                 | 100.0%      |
| <a href="#">98410612 544400 Butler SA - Genera</a> | 30,000             | -5,521               | 24,479            | 24,462.42    | 6.20         | 10.86               | 100.0%      |
| <a href="#">98410624 541000 Butler SA - Techno</a> | 6,500              | -3,579               | 2,921             | 2,920.95     | .00          | .05                 | 100.0%      |
| <a href="#">98411003 512903 Butler Art Teacher</a> | 144,385            | -76,053              | 68,332            | 68,332.16    | .00          | -.16                | 100.0%*     |
| <a href="#">98411503 512903 Butler English Tea</a> | 263,623            | -45,427              | 218,196           | 218,196.07   | .00          | .00                 | 100.0%      |
| <a href="#">98412003 512903 Butler Math Teache</a> | 376,512            | 117,507              | 494,019           | 494,018.72   | .00          | .28                 | 100.0%      |
| <a href="#">98412603 512903 Butler Phys. Ed. T</a> | 157,244            | -12,441              | 144,803           | 144,802.76   | .00          | .24                 | 100.0%      |
| <a href="#">98412803 512903 Butler Music Teach</a> | 159,887            | -24,266              | 135,621           | 135,620.66   | .00          | .00                 | 100.0%      |
| <a href="#">98413003 512903 Butler Science Tea</a> | 163,553            | -26,293              | 137,260           | 137,259.98   | .00          | .02                 | 100.0%      |
| <a href="#">98413103 512903 Butler Social Stud</a> | 133,109            | 5,442                | 138,551           | 138,551.66   | .00          | -.66                | 100.0%*     |
| <a href="#">98435003 512105 Butler Guidance Co</a> | 80,941             | 1,550                | 82,491            | 82,490.47    | .00          | .53                 | 100.0%      |
| <a href="#">98436003 512904 Butler Library Aid</a> | 18,777             | -18,777              | 0                 | .00          | .00          | .00                 | .0%         |
| <a href="#">98437031 530002 Butler SA - Prof.</a>  | 22,130             | 8,500                | 30,630            | 33,380.00    | .00          | -2,750.00           | 109.0%*     |
| <a href="#">98441103 512101 Butler Principal</a>   | 117,100            | 2,038                | 119,138           | 119,138.00   | .00          | .00                 | 100.0%      |
| <a href="#">98441103 512102 Butler Asst. Princ</a> | 113,625            | -800                 | 112,825           | 112,824.94   | .00          | .00                 | 100.0%      |
| <a href="#">98441103 512902 Butler School Cler</a> | 38,807             | -130                 | 38,677            | 38,676.62    | .00          | .00                 | 100.0%      |
| <a href="#">98441112 512111 STUDENT BODY ACTIV</a> | 6,809              | 511                  | 7,320             | 6,697.96     | 50.00        | 571.54              | 92.2%       |
| <a href="#">98447103 512960 Butler Custodian</a>   | 146,018            | 42,216               | 188,234           | 188,233.21   | .00          | .79                 | 100.0%      |
| <hr/> 315 DALEY SCHOOL <hr/>                       |                    |                      |                   |              |              |                     |             |
| <a href="#">98510603 512903 Daley Middle Schoo</a> | 879,636            | -53,457              | 826,179           | 826,178.21   | .00          | .79                 | 100.0%      |




FOR 2018 13

|  | ORIGINAL<br>APPROP | TRANFRS/<br>ADJSTMTS | REVISED<br>BUDGET | YTD EXPENDED | ENCUMBRANCES | AVAILABLE<br>BUDGET | PCT<br>USED |
|--|--------------------|----------------------|-------------------|--------------|--------------|---------------------|-------------|
| <a href="#">98510603 512958 Daley Paraprofessi</a> | 121,451            | 26,722               | 148,173           | 148,173.58   | .00          | -.58                | 100.0%*     |
| <a href="#">98510606 512903 Daley SPED Teacher</a> | 811,677            | -9,552               | 802,125           | 802,125.37   | .00          | .00                 | 100.0%      |
| <a href="#">98510606 512958 Daley SPED Parapro</a> | 308,640            | 29,139               | 337,779           | 338,543.64   | .00          | -764.64             | 100.2%*     |
| <a href="#">98510609 512903 Daley ELL Teacher</a>  | 163,193            | 1,632                | 164,825           | 164,824.66   | .00          | .34                 | 100.0%      |
| <a href="#">98510612 544400 Daley SA - General</a> | 42,000             | -2,770               | 39,230            | 39,230.02    | .00          | .00                 | 100.0%      |
| <a href="#">98510615 541600 Daley SA - Textboo</a> | 3,360              | 0                    | 3,360             | 2,368.96     | .00          | 991.04              | 70.5%       |
| <a href="#">98510624 541000 Daley SA - Technol</a> | 5,000              | -18                  | 4,982             | 4,887.72     | 94.30        | -.02                | 100.0%*     |
| <a href="#">98511003 512903 Daley Art Teacher</a>  | 75,783             | 758                  | 76,541            | 76,541.66    | .00          | -.66                | 100.0%*     |
| <a href="#">98511203 512903 Daley Computer Tea</a> | 79,373             | 794                  | 80,167            | 80,167.10    | .00          | -.10                | 100.0%*     |
| <a href="#">98511503 512903 Daley English Teac</a> | 238,392            | 3,140                | 241,532           | 241,532.40   | .00          | -.40                | 100.0%*     |
| <a href="#">98511903 512903 Daley Tech. Ed. Te</a> | 81,265             | 812                  | 82,077            | 82,077.32    | .00          | -.32                | 100.0%*     |
| <a href="#">98512003 512903 Daley Math Teacher</a> | 448,058            | 68,276               | 516,334           | 516,334.22   | .00          | .00                 | 100.0%      |
| <a href="#">98512603 512903 Daley Phys. Ed. Te</a> | 240,066            | 2,786                | 242,852           | 242,852.48   | .00          | -.48                | 100.0%*     |
| <a href="#">98512803 512903 Daley Music Teache</a> | 88,326             | -671                 | 87,655            | 87,655.59    | .00          | -.59                | 100.0%*     |
| <a href="#">98513003 512903 Daley Science Teac</a> | 244,244            | -79,635              | 164,609           | 164,608.34   | .00          | .66                 | 100.0%      |
| <a href="#">98513103 512903 Daley Social Studi</a> | 241,276            | 2,411                | 243,687           | 243,687.06   | .00          | -.06                | 100.0%*     |
| <a href="#">98535003 512105 Daley Guidance Cou</a> | 88,623             | 886                  | 89,509            | 89,508.88    | .00          | .00                 | 100.0%      |
| <a href="#">98536003 512904 Daley Library Aide</a> | 21,422             | 216                  | 21,638            | 21,637.25    | .00          | .75                 | 100.0%      |
| <a href="#">98536006 541601 Daley SA - Library</a> | 4,000              | 0                    | 4,000             | 3,736.26     | 186.11       | 77.63               | 98.1%       |
| <a href="#">98537031 530002 Daley SA - Prof. D</a> | 20,000             | 3,836                | 23,836            | 23,765.50    | .00          | 70.50               | 99.7%       |
| <a href="#">98541103 512101 Daley Principal</a>    | 131,067            | 2,607                | 133,674           | 133,673.90   | .00          | .00                 | 100.0%      |
| <a href="#">98541103 512102 Daley Asst. Princi</a> | 110,158            | 1,101                | 111,259           | 111,258.93   | .00          | .00                 | 100.0%      |
| <a href="#">98541103 512902 Daley School Clerk</a> | 42,291             | 0                    | 42,291            | 44,730.95    | .00          | -2,439.95           | 105.8%*     |
| <a href="#">98541112 512111 STUDENT BODY ACTIV</a> | 8,169              | -872                 | 7,297             | 8,527.50     | .00          | -1,230.00           | 116.9%*     |
| <a href="#">98547103 512960 Daley Custodian</a>    | 186,735            | 25,180               | 211,915           | 211,915.32   | .00          | .00                 | 100.0%      |
| <b>330 ROBINSON SCHOOL</b>                         |                    |                      |                   |              |              |                     |             |
| <a href="#">98610603 512903 Robinson Middle Sc</a> | 1,014,035          | -425,385             | 588,650           | 588,650.48   | .00          | -.27                | 100.0%*     |
| <a href="#">98610603 512958 Robinson Paraprofe</a> | 165,448            | 40,146               | 205,594           | 205,593.72   | .00          | .00                 | 100.0%      |
| <a href="#">98610606 512903 Robinson SPED Teac</a> | 763,284            | 244                  | 763,528           | 763,528.03   | .00          | -.03                | 100.0%*     |
| <a href="#">98610606 512958 Robinson SPED Para</a> | 118,173            | 50,750               | 168,923           | 168,923.42   | .00          | .00                 | 100.0%      |
| <a href="#">98610609 512903 Robinson ELL Teach</a> | 294,544            | 68,498               | 363,042           | 363,041.13   | .00          | .87                 | 100.0%      |
| <a href="#">98610612 544400 Robinson SA - Gene</a> | 36,880             | 10,460               | 47,340            | 47,183.54    | 156.84       | .00                 | 100.0%      |
| <a href="#">98610624 541000 Robinson SA - Tech</a> | 15,000             | -5,417               | 9,583             | 9,404.25     | .00          | 178.99              | 98.1%       |
| <a href="#">98611003 512903 Robinson Art Teach</a> | 126,730            | -49,233              | 77,497            | 77,497.42    | .00          | -.42                | 100.0%*     |
| <a href="#">98611203 512903 Robinson Computer</a>  | 0                  | 45,463               | 45,463            | 45,462.64    | .00          | .23                 | 100.0%      |
| <a href="#">98611503 512903 Robinson English T</a> | 394,212            | 300,765              | 694,977           | 694,976.62   | .00          | .30                 | 100.0%      |
| <a href="#">98612003 512903 Robinson Math Teac</a> | 480,042            | 161,412              | 641,454           | 641,454.37   | .00          | .00                 | 100.0%      |
| <a href="#">98612603 512903 Robinson Phys. Ed.</a> | 242,560            | -76,984              | 165,576           | 165,576.58   | .00          | -.58                | 100.0%*     |
| <a href="#">98612803 512903 Robinson Music Tea</a> | 130,514            | 30,973               | 161,487           | 161,487.54   | .00          | -.54                | 100.0%*     |
| <a href="#">98613003 512903 Robinson Science T</a> | 199,094            | -62,455              | 136,639           | 136,639.10   | .00          | -.10                | 100.0%*     |
| <a href="#">98613103 512903 Robinson Social St</a> | 135,127            | 28,993               | 164,120           | 164,120.40   | .00          | -.40                | 100.0%*     |




FOR 2018 13

|  | ORIGINAL<br>APPROP | TRANFRS/<br>ADJSTMTS | REVISED<br>BUDGET | YTD EXPENDED | ENCUMBRANCES | AVAILABLE<br>BUDGET | PCT<br>USED |
|--|--------------------|----------------------|-------------------|--------------|--------------|---------------------|-------------|
| <a href="#">98635003 512105 Robinson Guidance</a>  | 85,401             | 854                  | 86,255            | 86,254.73    | .00          | .27                 | 100.0%      |
| <a href="#">98636003 512904 Robinson Library A</a> | 27,968             | 280                  | 28,248            | 29,606.45    | .00          | -1,358.45           | 104.8%*     |
| <a href="#">98637033 530002 Robinson SA - Prof</a> | 15,000             | -3,778               | 11,222            | 7,932.00     | .00          | 3,290.38            | 70.7%       |
| <a href="#">98641103 512101 Robinson Principal</a> | 114,414            | 11,103               | 125,517           | 125,516.78   | .00          | .00                 | 100.0%      |
| <a href="#">98641103 512102 Robinson Asst. Pri</a> | 108,703            | 4,467                | 113,170           | 113,170.18   | .00          | .00                 | 100.0%      |
| <a href="#">98641103 512902 Robinson School Cl</a> | 43,017             | 0                    | 43,017            | 50,098.59    | .00          | -7,081.59           | 116.5%*     |
| <a href="#">98641112 512111 STUDENT BODY ACTIV</a> | 7,650              | -1,761               | 5,889             | 6,811.19     | .00          | -922.50             | 115.7%*     |
| <a href="#">98647103 512960 Robinson Custodian</a> | 226,225            | -45,454              | 180,771           | 180,770.77   | .00          | .23                 | 100.0%      |
| <hr/> 335 ROGERS SCHOOL                            |                    |                      |                   |              |              |                     |             |
| <a href="#">98710603 512301 Rogers SA - Tutors</a> | 0                  | 4,590                | 4,590             | 5,310.00     | .00          | -720.00             | 115.7%*     |
| <a href="#">98710603 512903 Rogers Middle Scho</a> | 362,033            | -1,418               | 360,615           | 360,614.28   | .00          | .72                 | 100.0%      |
| <a href="#">98710603 512958 Rogers Paraprofess</a> | 264,406            | 108,575              | 372,981           | 372,981.15   | .00          | -.15                | 100.0%*     |
| <a href="#">98710605 512111 STUDENT BODY ACTIV</a> | 8,378              | 1,462                | 9,840             | 9,818.65     | .00          | 21.35               | 99.8%*      |
| <a href="#">98710606 512903 Rogers SPED Teache</a> | 515,579            | 134,891              | 650,470           | 650,470.40   | .00          | -.40                | 100.0%*     |
| <a href="#">98710606 512958 Rogers SPED Parapr</a> | 384,891            | -59,587              | 325,304           | 325,304.37   | .00          | -.37                | 100.0%*     |
| <a href="#">98710609 512903 Rogers ELL Teacher</a> | 163,382            | 12,510               | 175,892           | 175,892.29   | .00          | -.29                | 100.0%*     |
| <a href="#">98710612 544400 Rogers SA - Genera</a> | 40,000             | 9,500                | 49,500            | 49,449.89    | 50.11        | .00                 | 100.0%      |
| <a href="#">98710617 512903 Rogers Pre-School</a>  | 160,971            | -74,389              | 86,582            | 86,581.82    | .00          | .18                 | 100.0%      |
| <a href="#">98710619 512903 Rogers Elementary</a>  | 1,396,610          | 36,113               | 1,432,723         | 1,432,722.53 | .00          | .47                 | 100.0%      |
| <a href="#">98710620 512903 Rogers Kindergarte</a> | 291,202            | 3,668                | 294,870           | 294,870.17   | .00          | -.17                | 100.0%*     |
| <a href="#">98711003 512903 Rogers Art Teacher</a> | 71,344             | 713                  | 72,057            | 72,057.44    | .00          | -.44                | 100.0%*     |
| <a href="#">98712003 512903 Rogers Math Teache</a> | 50,000             | -50,000              | 0                 | .00          | .00          | .00                 | .0%         |
| <a href="#">98712603 512903 Rogers Phys. Ed Te</a> | 138,727            | 27,272               | 165,999           | 165,998.51   | .00          | .49                 | 100.0%      |
| <a href="#">98712803 512903 Rogers Music Teach</a> | 86,824             | 867                  | 87,691            | 87,690.98    | .00          | .02                 | 100.0%      |
| <a href="#">98713003 512903 Rogers Science Tea</a> | 79,012             | 1,155                | 80,167            | 80,167.10    | .00          | -.10                | 100.0%*     |
| <a href="#">98713103 512903 Rogers Social Stud</a> | 0                  | 45,726               | 45,726            | 45,725.94    | .00          | .06                 | 100.0%      |
| <a href="#">98735003 512105 Rogers Guidance Co</a> | 80,941             | 809                  | 81,750            | 81,750.03    | .00          | .00                 | 100.0%      |
| <a href="#">98736003 512904 Rogers Library Aid</a> | 20,824             | -18,723              | 2,101             | .00          | .00          | 2,101.00            | .0%         |
| <a href="#">98737033 530002 Rogers SA - Prof.</a>  | 15,000             | -2,154               | 12,847            | 13,788.70    | .00          | -942.20             | 107.3%*     |
| <a href="#">98741103 512101 Rogers Principal</a>   | 126,675            | 3,825                | 130,500           | 130,500.38   | .00          | .00                 | 100.0%      |
| <a href="#">98741103 512102 Rogers Asst. Princ</a> | 115,057            | 1,150                | 116,207           | 116,207.27   | .00          | .00                 | 100.0%      |
| <a href="#">98741103 512902 Rogers School Cler</a> | 40,106             | 1,147                | 41,253            | 41,252.82    | .00          | .00                 | 100.0%      |
| <a href="#">98747103 512960 Rogers Custodian</a>   | 223,991            | -55,802              | 168,189           | 168,189.03   | .00          | .00                 | 100.0%      |
| <hr/> 340 SULLIVAN SCHOOL                          |                    |                      |                   |              |              |                     |             |
| <a href="#">98810603 512903 Sullivan Middle Sc</a> | 938,944            | -78,263              | 860,681           | 860,680.84   | .00          | -.16                | 100.0%      |
| <a href="#">98810603 512958 Sullivan Paraprofe</a> | 128,113            | 65,814               | 193,927           | 193,927.45   | .00          | -.45                | 100.0%*     |
| <a href="#">98810606 512903 Sullivan SPED Teac</a> | 750,550            | -25,333              | 725,217           | 725,216.88   | .00          | .00                 | 100.0%      |
| <a href="#">98810606 512958 Sullivan SPED Para</a> | 136,593            | 87,034               | 223,627           | 223,626.92   | .00          | .00                 | 100.0%      |



FOR 2018 13


|  | ORIGINAL APPROP | TRANFRS/ADJSTMTS | REVISED BUDGET | YTD EXPENDED | ENCUMBRANCES | AVAILABLE BUDGET | PCT USED |
|--|-----------------|------------------|----------------|--------------|--------------|------------------|----------|
| <a href="#">98810609 512903 Sullivan ELL Teach</a> | 319,735         | -59,987          | 259,748        | 259,747.55   | .00          | .45              | 100.0%   |
| <a href="#">98810612 544400 Sullivan SA - Gene</a> | 57,257          | -11,652          | 45,605         | 45,311.77    | 197.59       | 96.00            | 99.8%    |
| <a href="#">98810624 541000 Sullivan SA - Tech</a> | 9,000           | -5,845           | 3,155          | 2,156.03     | .00          | 999.21           | 68.3%    |
| <a href="#">98811003 512903 Sullivan Art Teach</a> | 159,478         | 1,595            | 161,073        | 161,072.08   | .00          | .92              | 100.0%   |
| <a href="#">98811503 512903 Sullivan English T</a> | 396,935         | 71,584           | 468,519        | 468,518.89   | .00          | .00              | 100.0%   |
| <a href="#">98811903 512903 Sullivan Tech. Ed.</a> | 55,609          | 557              | 56,166         | 56,165.98    | .00          | .02              | 100.0%   |
| <a href="#">98812003 512903 Sullivan Math Teac</a> | 469,091         | -184,205         | 284,886        | 285,545.38   | .00          | -659.38          | 100.2%*  |
| <a href="#">98812603 512903 Sullivan Phys. Ed.</a> | 165,749         | 1,657            | 167,406        | 167,405.94   | .00          | .06              | 100.0%   |
| <a href="#">98812803 512903 Sullivan Music Tea</a> | 139,121         | -79,498          | 59,623         | 59,622.19    | .00          | .81              | 100.0%   |
| <a href="#">98813003 512903 Sullivan Science T</a> | 158,658         | -20,057          | 138,601        | 138,601.46   | .00          | -.46             | 100.0%*  |
| <a href="#">98813103 512903 Sullivan Social St</a> | 146,322         | 1,465            | 147,787        | 147,787.12   | .00          | -.12             | 100.0%*  |
| <a href="#">98835003 512105 Sullivan Guidance</a>  | 90,440          | 906              | 91,346         | 91,345.52    | .00          | .00              | 100.0%   |
| <a href="#">98836003 512904 Sullivan Library A</a> | 31,098          | 311              | 31,409         | 33,674.75    | .00          | -2,265.75        | 107.2%*  |
| <a href="#">98837034 530002 Sullivan SA - Prof</a> | 9,200           | 6,015            | 15,215         | 15,504.96    | .00          | -290.00          | 101.9%*  |
| <a href="#">98841103 512101 Sullivan Principal</a> | 109,000         | 16,000           | 125,000        | 125,000.20   | .00          | .00              | 100.0%   |
| <a href="#">98841103 512102 Sullivan Asst. Pri</a> | 112,050         | 2,244            | 114,294        | 114,293.94   | .00          | .00              | 100.0%   |
| <a href="#">98841103 512902 Sullivan School Cl</a> | 41,402          | 0                | 41,402         | 41,402.40    | .00          | .00              | 100.0%   |
| <a href="#">98841112 512111 STUDENT BODY ACTIV</a> | 8,108           | -4,914           | 3,194          | .00          | .00          | 3,194.16         | .0%      |
| <a href="#">98847103 512960 Sullivan Custodian</a> | 133,816         | 54,508           | 188,324        | 184,953.34   | .00          | 3,370.66         | 98.2%    |
| <b>345 WANG SCHOOL</b>                             |                 |                  |                |              |              |                  |          |
| <a href="#">98910603 512903 Wang Middle School</a> | 1,186,146       | -222,705         | 963,441        | 963,441.18   | .00          | -.18             | 100.0%*  |
| <a href="#">98910603 512958 Wang Paraprofessio</a> | 57,808          | 19,572           | 77,380         | 77,379.63    | .00          | .37              | 100.0%   |
| <a href="#">98910606 512903 Wang SPED Teacher</a>  | 632,961         | 5,955            | 638,916        | 638,915.85   | .00          | .15              | 100.0%   |
| <a href="#">98910606 512958 Wang SPED Paraprof</a> | 131,087         | -37,000          | 94,087         | 94,086.64    | .00          | .36              | 100.0%   |
| <a href="#">98910609 512903 Wang ELL Teacher</a>   | 300,299         | 3,760            | 304,059        | 304,058.82   | .00          | .18              | 100.0%   |
| <a href="#">98910612 544400 Wang SA - General</a>  | 45,000          | -8,182           | 36,818         | 36,817.99    | .00          | .00              | 100.0%   |
| <a href="#">98910615 541600 Wang Textbooks</a>     | 5,000           | 0                | 5,000          | 5,000.00     | .00          | .00              | 100.0%   |
| <a href="#">98910624 541000 Wang SA - Technolo</a> | 5,000           | 0                | 5,000          | 4,999.99     | .00          | .01              | 100.0%   |
| <a href="#">98911003 512903 Wang Art Teacher</a>   | 137,536         | -29,439          | 108,097        | 108,097.08   | .00          | -.08             | 100.0%*  |
| <a href="#">98911203 512903 Wang Computer Teac</a> | 50,000          | -50,000          | 0              | .00          | .00          | .00              | .0%      |
| <a href="#">98911503 512903 Wang English Teach</a> | 307,507         | 62,216           | 369,723        | 369,722.60   | .00          | .00              | 100.0%   |
| <a href="#">98912003 512903 Wang Math Teacher</a>  | 313,981         | 196,809          | 510,790        | 510,789.62   | .00          | .38              | 100.0%   |
| <a href="#">98912603 512903 Wang Phys. Ed. Tea</a> | 159,479         | 47,320           | 206,799        | 206,798.36   | .00          | .64              | 100.0%   |
| <a href="#">98912803 512903 Wang Music Teacher</a> | 154,082         | 1,540            | 155,622        | 155,622.48   | .00          | -.48             | 100.0%*  |
| <a href="#">98913003 512903 Wang Science Teach</a> | 216,420         | -25,977          | 190,443        | 190,442.33   | .00          | .67              | 100.0%   |
| <a href="#">98913103 512903 Wang Social Studie</a> | 211,145         | 2,111            | 213,256        | 213,256.42   | .00          | -.42             | 100.0%*  |
| <a href="#">98935003 512105 Wang Guidance Coun</a> | 80,941          | 2,397            | 83,338         | 81,749.98    | .00          | 1,588.02         | 98.1%    |
| <a href="#">98936003 512904 Wang Library Aide</a>  | 27,968          | 280              | 28,248         | 29,606.93    | .00          | -1,358.93        | 104.8%*  |
| <a href="#">98936006 541601 Wang SA - Library/</a> | 1,500           | 0                | 1,500          | 873.07       | .00          | 626.93           | 58.2%    |
| <a href="#">98937034 530002 Wang SA - Prof. De</a> | 15,880          | 39,087           | 54,967         | 54,967.33    | .00          | .00              | 100.0%   |
| <a href="#">98941103 512101 Wang Principal</a>     | 134,983         | 2,022            | 137,005        | 137,005.16   | .00          | .00              | 100.0%   |






FOR 2018 13

|                                     | ORIGINAL<br>APPROP | TRANFRS/<br>ADJSTMTS | REVISED<br>BUDGET | YTD EXPENDED | ENCUMBRANCES | AVAILABLE<br>BUDGET | PCT<br>USED |
|-------------------------------------|--------------------|----------------------|-------------------|--------------|--------------|---------------------|-------------|
| 98941103 512102 Wang Asst. Princip  | 105,699            | 5,576                | 111,275           | 111,275.46   | .00          | .00                 | 100.0%      |
| 98941103 512902 Wang School Clerk   | 41,402             | 797                  | 42,199            | 42,198.60    | .00          | .00                 | 100.0%      |
| 98941104 541500 BASIC TEXT          | 625                | 0                    | 625               | 614.25       | 10.75        | .00                 | 100.0%      |
| 98941112 512111 STUDENT BODY ACTIV  | 8,591              | -171                 | 8,420             | 8,419.65     | .00          | .00                 | 100.0%      |
| 98947103 512960 Wang Custodian      | 183,376            | 10,750               | 194,126           | 194,125.73   | .00          | .27                 | 100.0%      |
| 505 LOWELL HIGH SCHOOL              |                    |                      |                   |              |              |                     |             |
| 99010706 512106 LHS Headmaster      | 145,621            | -14,314              | 131,307           | 130,658.88   | .00          | 648.30              | 99.5%       |
| 99010706 512108 LHS Housemaster     | 439,668            | 15,262               | 454,930           | 454,929.80   | .00          | .00                 | 100.0%      |
| 99010707 512914 LHS Discipline & O  | 99,329             | 3,342                | 102,671           | 98,064.94    | .00          | 4,606.06            | 95.5%       |
| 99010708 512112 LHS - Coord. of Stu | 115,903            | 1,158                | 117,061           | 117,061.34   | .00          | .00                 | 100.0%      |
| 99010709 512903 LHS R.O.T.C. Teach  | 210,557            | 26,599               | 237,156           | 237,156.08   | .00          | .00                 | 100.0%      |
| 99010712 512903 LHS SPED Teacher    | 2,141,154          | -4,423               | 2,136,731         | 2,136,730.46 | .00          | .54                 | 100.0%      |
| 99010712 512958 LHS SPED Paraprofe  | 626,160            | 47,985               | 674,145           | 674,585.18   | .00          | -440.18             | 100.1%*     |
| 99010718 524006 LHS SA - Rental of  | 18,000             | 0                    | 18,000            | .00          | 18,000.00    | .00                 | 100.0%      |
| 99010718 544400 LHS SA - General S  | 110,740            | -23,552              | 87,188            | 84,619.52    | 2,568.95     | .00                 | 100.0%      |
| 99010719 512903 LHS ELL Teacher     | 1,152,197          | 31,178               | 1,183,375         | 1,183,374.92 | .00          | .00                 | 100.0%      |
| 99010721 541600 LHS SA - Textbooks  | 111,458            | -5,302               | 106,156           | 98,092.25    | 7,488.82     | 574.93              | 99.5%       |
| 99011003 512109 LHS Academic Chair  | 114,441            | 1,144                | 115,585           | 115,585.06   | .00          | .00                 | 100.0%      |
| 99011006 512903 LHS Art Teacher     | 319,960            | 4,900                | 324,860           | 324,859.86   | .00          | .14                 | 100.0%      |
| 99011207 512917 LHS Computer Repai  | 89,219             | -18,723              | 70,496            | 70,495.62    | .00          | .00                 | 100.0%      |
| 99011503 512109 LHS Academic Chair  | 109,294            | 1,094                | 110,388           | 110,387.66   | .00          | .34                 | 100.0%      |
| 99011506 512903 LHS English Teache  | 2,170,620          | -54,813              | 2,115,807         | 2,115,806.90 | .00          | .00                 | 100.0%      |
| 99011603 512109 LHS Academic Chair  | 107,478            | 6,561                | 114,039           | 109,821.76   | .00          | 4,217.24            | 96.3%       |
| 99011606 512903 LHS Foreign Langua  | 1,327,353          | 41,171               | 1,368,524         | 1,368,524.15 | .00          | .00                 | 100.0%      |
| 99012003 512109 LHS Academic Chair  | 102,766            | 1,029                | 103,795           | 103,794.84   | .00          | .16                 | 100.0%      |
| 99012006 512903 LHS Math Teacher    | 2,020,644          | 77,501               | 2,098,145         | 2,098,145.23 | .00          | -.23                | 100.0%*     |
| 99012603 512109 LHS Academic Chair  | 56,315             | 0                    | 56,315            | 56,315.00    | .00          | .00                 | 100.0%      |
| 99012606 512903 LHS Phys. Ed. Teac  | 1,113,050          | 210,478              | 1,323,528         | 1,323,528.00 | .00          | .00                 | 100.0%      |
| 99012706 512903 LHS Business Teach  | 387,141            | -72,044              | 315,097           | 315,096.60   | .00          | .00                 | 100.0%      |
| 99012806 512110 Instrumental Band   | 7,500              | 0                    | 7,500             | 7,500.00     | .00          | .00                 | 100.0%      |
| 99012806 512903 LHS Music Teacher   | 206,674            | -78,577              | 128,097           | 128,096.30   | .00          | .70                 | 100.0%      |
| 99013003 512109 LHS Academic Chair  | 109,294            | 5,381                | 114,675           | 110,387.66   | .00          | 4,287.34            | 96.3%       |
| 99013006 512903 LHS Science Teache  | 2,031,284          | -219,734             | 1,811,550         | 1,811,550.14 | .00          | -.14                | 100.0%*     |
| 99013103 512109 LHS Academic Chair  | 106,367            | 1,063                | 107,430           | 107,429.66   | .00          | .34                 | 100.0%      |
| 99013106 512903 LHS Social Studies  | 1,990,596          | -12,831              | 1,977,765         | 1,977,765.22 | .00          | .00                 | 100.0%      |
| 99013203 512903 LHS Culinary Arts   | 174,664            | 7,443                | 182,107           | 182,107.38   | .00          | .00                 | 100.0%      |
| 99013403 512903 LHS Dance Teacher   | 132,582            | 40,179               | 172,761           | 172,761.25   | .00          | .00                 | 100.0%      |
| 99020103 512109 LHS Academic Chair  | 102,766            | -1                   | 102,765           | 101,534.40   | .00          | 1,230.74            | 98.8%       |
| 99028004 512903 LHS In-House Suspe  | 142,358            | 3,899                | 146,257           | 146,257.34   | .00          | .00                 | 100.0%      |
| 99028005 541500 BASIC TEXT          | 2,500              | 0                    | 2,500             | .00          | 2,500.00     | .00                 | 100.0%      |
| 99028104 512135 LHS Social Worker   | 435,915            | -85,669              | 350,246           | 350,246.03   | .00          | .00                 | 100.0%      |



FOR 2018 13


|                                    | ORIGINAL<br>APPROP | TRANFRS/<br>ADJSTMTS | REVISED<br>BUDGET | YTD EXPENDED | ENCUMBRANCES | AVAILABLE<br>BUDGET | PCT<br>USED |
|------------------------------------|--------------------|----------------------|-------------------|--------------|--------------|---------------------|-------------|
| 99030306 512112 LHS Student Supt S | 94,013             | 940                  | 94,953            | 94,953.03    | .00          | .00                 | 100.0%      |
| 99030306 512968 LHS Freshman Acade | 107,936            | 1,079                | 109,015           | 109,014.64   | .00          | .00                 | 100.0%      |
| 99030502 512111 LHS Student Activi | 144,951            | -6,441               | 138,510           | 138,509.98   | .00          | .00                 | 100.0%      |
| 99030502 512122 LHS Student Activi | 76,730             | 767                  | 77,497            | 77,497.42    | .00          | .00                 | 100.0%      |
| 99030504 544400 LHS Student Activi | 34,000             | 0                    | 34,000            | 33,242.31    | 178.75       | 578.94              | 98.3%       |
| 99030506 512111 LHS Student Activi | 0                  | 0                    | 0                 | 946.00       | .00          | -946.00             | 100.0%*     |
| 99030510 541000 LHS SA - Technolog | 81,000             | -2,788               | 78,212            | 75,178.95    | 2,893.33     | 139.72              | 99.8%       |
| 99031003 512113 LHS Coaches - Inte | 455,522            | 8,448                | 463,970           | 466,334.81   | .00          | -2,365.00           | 100.5%*     |
| 99031003 512114 LHS Coaches - Intr | 66,000             | -10,038              | 55,962            | 60,955.92    | .00          | -4,993.76           | 108.9%*     |
| 99031003 512115 LHS Administrator  | 56,315             | 1,590                | 57,905            | 57,905.03    | .00          | .00                 | 100.0%      |
| 99031005 530000 LHS Athletics - Co | 83,500             | 5,500                | 89,000            | 89,000.00    | .00          | .00                 | 100.0%      |
| 99031006 530002 LHS Athletics - Co | 31,826             | 0                    | 31,826            | 31,826.00    | .00          | .00                 | 100.0%      |
| 99031009 544400 LHS Athletics - Su | 172,840            | -3,123               | 169,717           | 167,279.97   | 2,205.65     | 231.21              | 99.9%       |
| 99031012 577615 LHS Athletics - Tr | 130,000            | 0                    | 130,000           | 129,999.75   | .25          | .00                 | 100.0%      |
| 99032003 512903 LHS Video Producti | 72,525             | 0                    | 72,525            | 93,244.72    | .00          | -20,719.72          | 128.6%*     |
| 99032006 512967 LHS Video Producti | 0                  | 0                    | 0                 | 56,265.62    | .00          | -56,265.62          | 100.0%*     |
| 99033007 512124 LHS Director of Cu | 110,523            | 1,105                | 111,628           | 111,628.13   | .00          | .00                 | 100.0%      |
| 99035003 512105 LHS Guidance Couns | 1,208,660          | 105,373              | 1,314,033         | 1,314,032.32 | .00          | .68                 | 100.0%      |
| 99035006 512902 LHS Guidance Clerk | 212,423            | 10,572               | 222,995           | 222,994.89   | .00          | .00                 | 100.0%      |
| 99035009 544400 LHS Guidance - Sup | 8,000              | 1,957                | 9,957             | 9,956.97     | .00          | .00                 | 100.0%      |
| 99036003 512103 LHS Library Media  | 86,072             | -828                 | 85,244            | 86,932.05    | .00          | -1,688.05           | 102.0%*     |
| 99036006 512904 LHS Library Aide   | 58,469             | 2,939                | 61,408            | 65,837.28    | .00          | -4,429.28           | 107.2%*     |
| 99037006 512903 LHS Lead Teacher S | 18,000             | 7,200                | 25,200            | 25,200.00    | .00          | .00                 | 100.0%      |
| 99037050 530002 LHS SA - Prof. Dev | 25,000             | 7,316                | 32,316            | 32,315.95    | .00          | .00                 | 100.0%      |
| 99041006 512207 LHS Bursar/Fin. Sp | 46,348             | 463                  | 46,811            | 46,811.09    | .00          | .00                 | 100.0%      |
| 99041103 512902 LHS School Clerk   | 534,627            | -4,030               | 530,597           | 530,597.13   | .00          | .00                 | 100.0%      |
| 99041205 512970 LHS Student Data A | 78,626             | 1,191                | 79,817            | 79,817.39    | .00          | .00                 | 100.0%      |
| 99041207 512921 LHS Computer Netwo | 67,469             | -65,393              | 2,076             | 2,075.94     | .00          | .00                 | 100.0%      |
| 99041403 512915 LHS Security Guard | 342,432            | 14,116               | 356,548           | 356,547.55   | .00          | .00                 | 100.0%      |
| 99047103 512960 LHS Custodian      | 310,327            | 5,897                | 316,224           | 316,223.86   | .00          | .00                 | 100.0%      |
| 99310301 512907 Sick Leave Buy Bac | 1,200,000          | -74,431              | 1,125,569         | 1,084,478.96 | .00          | 41,090.12           | 96.3%       |
| 99310301 514800 Longevity - System | 40,000             | -11,772              | 28,228            | 28,227.92    | .00          | .00                 | 100.0%      |
| 99328102 570703 Dual Enrollment Pr | 45,000             | 0                    | 45,000            | 45,000.00    | .00          | .00                 | 100.0%      |
| 705 MCHUGH/BRADY ALTERNATIVE SCH   |                    |                      |                   |              |              |                     |             |
| 99210603 512903 PROF STAFF/ TEACHE | 0                  | 68,332               | 68,332            | 68,332.16    | .00          | .00                 | 100.0%      |
| 99210606 512958 PARA-PROFESSIONAL  | 0                  | 13,041               | 13,041            | 13,040.75    | .00          | .25                 | 100.0%      |
| 99210609 512110 SCHOOLCOORDINATORS | 90,637             | 22,006               | 112,643           | 112,642.92   | .00          | .08                 | 100.0%      |
| 99210612 544400 Brady - General Su | 0                  | 7,002                | 7,002             | 6,975.63     | 26.19        | .00                 | 100.0%      |
| 99210618 541600 Brady/McHugh - Tex | 15,000             | -7,757               | 7,243             | 7,232.53     | .00          | 10.67               | 99.9%       |
| 99211503 512903 McHugh English Tea | 97,862             | 28,592               | 126,454           | 126,453.60   | .00          | .00                 | 100.0%      |
| 99212003 512903 McHugh Math Teache | 58,913             | 6,796                | 65,709            | 65,708.58    | .00          | .00                 | 100.0%      |






FOR 2018 13

|                                    | ORIGINAL APPROP | TRANFRS/ADJSTMTS | REVISED BUDGET | YTD EXPENDED | ENCUMBRANCES | AVAILABLE BUDGET | PCT USED |
|------------------------------------|-----------------|------------------|----------------|--------------|--------------|------------------|----------|
| 99213003 512903 McHugh Science Tea | 60,500          | 4,725            | 65,225         | 65,349.70    | .00          | -124.70          | 100.2%*  |
| 99213103 512903 McHugh Social Stud | 47,693          | 4,725            | 52,418         | 52,418.08    | .00          | .00              | 100.0%   |
| 99228103 512135 SOCIAL WORKER      | 129,244         | 8,561            | 137,805        | 137,804.79   | .00          | .00              | 100.0%   |
| 99237070 512903 SW PROF STAFF/CLAS | 27,175          | 12,490           | 39,665         | 39,889.98    | .00          | -225.00          | 100.6%*  |
| 99241103 512902 NONINSTRUCT/SEC&CL | 57,560          | -6,641           | 50,919         | 59,773.68    | .00          | -8,854.68        | 117.4%*  |
| 99241106 512111 STUDENT BODY ACTIV | 100             | -100             | 0              | .00          | .00          | .00              | .0%      |
| 99247103 512903 McHugh Brady Custo | 44,151          | -44,151          | 0              | .00          | .00          | .00              | .0%      |
| 99247103 512960 Riverside Custodia | 0               | 45,671           | 45,671         | 45,671.40    | .00          | .00              | 100.0%   |
| <b>805 SYSTEMWIDE SCHOOLS</b>      |                 |                  |                |              |              |                  |          |
| 99010006 577724 Testing & Evaluati | 1,000           | -748             | 252            | 252.00       | .00          | .00              | 100.0%   |
| 99300003 577771 School Committee S | 130,855         | -130,855         | 0              | .00          | .00          | .00              | .0%      |
| 99300004 512110 Coordinator of Res | 107,947         | 1,079            | 109,026        | 109,025.25   | .00          | .75              | 100.0%   |
| 99305120 544400 Supplies - Mathema | 58,000          | -53,756          | 4,244          | 2,898.42     | 1,345.15     | .00              | 100.0%   |
| 99310004 544400 Supplies & Textboo | 347,620         | 275,531          | 623,151        | 620,848.81   | 2,302.28     | .00              | 100.0%   |
| 99310006 575268 Modular Classroom  | 152,000         | -7,438           | 144,562        | 132,515.13   | 12,046.87    | -.36             | 100.0%*  |
| 99310008 512918 Teacher Acad. Ment | 30,600          | -6,200           | 24,400         | 24,400.00    | .00          | .00              | 100.0%   |
| 99310008 512963 Teacher Acad. Ment | 145,000         | -18,000          | 127,000        | 127,000.00   | .00          | .00              | 100.0%   |
| 99310008 518300 Teacher Acad. Inst | 65,000          | 7,000            | 72,000         | 61,977.50    | .00          | 10,022.50        | 86.1%    |
| 99310008 571801 Teacher Acad. Ince | 75,000          | 27,200           | 102,200        | 102,200.00   | .00          | .00              | 100.0%   |
| 99310103 512401 Day-to-Day Substit | 1,198,105       | 262,627          | 1,460,732      | 1,445,739.31 | .00          | 14,992.94        | 99.0%    |
| 99310103 512402 Long Term Substitu | 700,000         | 584,410          | 1,284,410      | 1,326,615.98 | .00          | -42,206.21       | 103.3%*  |
| 99310303 530103 Pre-Employment Phy | 30,000          | 12,000           | 42,000         | 40,805.00    | 990.00       | 205.00           | 99.5%    |
| 99310305 512963 STIPENDS- OTHER    | 75,600          | 0                | 75,600         | 75,600.00    | .00          | .00              | 100.0%   |
| 99310306 512903 SW PROF STAFF/CLAS | 35,000          | 0                | 35,000         | 35,000.00    | .00          | .00              | 100.0%   |
| 99311202 512917 District Webmaster | 67,469          | 0                | 67,469         | 67,955.54    | .00          | -486.54          | 100.7%*  |
| 99311203 512112 Tech. Instr. Supor | 335,616         | 5,616            | 341,232        | 341,232.03   | .00          | -.03             | 100.0%*  |
| 99311203 512120 Director of Techno | 90,000          | 0                | 90,000         | 90,900.04    | .00          | -900.04          | 101.0%*  |
| 99311204 530002 Instructional Tech | 773,165         | 2,491            | 775,656        | 775,656.12   | .00          | .00              | 100.0%   |
| 99311204 540900 Instructional Tech | 125,000         | 37,891           | 162,891        | 162,891.28   | .00          | -.25             | 100.0%*  |
| 99311204 541000 Instructional Tech | 200,000         | -51,714          | 148,286        | 148,984.84   | .00          | -699.09          | 100.5%*  |
| 99311206 530002 Instructional Tech | 50,000          | 2,604            | 52,604         | 52,601.34    | .00          | 2.36             | 100.0%   |
| 99312003 512110 Coordinator of Mat | 103,922         | 2,162            | 106,084        | 106,084.13   | .00          | .00              | 100.0%   |
| 99312603 544400 LHS R.O.T.C. Suppl | 1,000           | -28              | 972            | 972.00       | .00          | .00              | 100.0%   |
| 99312606 577615 LHS R.O.T.C. Trans | 3,000           | 0                | 3,000          | 2,910.00     | 90.00        | .00              | 100.0%   |
| 99312606 577730 LHS R.O.T.C. Equip | 1,000           | -46              | 954            | 953.99       | .00          | .00              | 100.0%   |
| 99312804 541500 Supplies - Instrum | 5,000           | 0                | 5,000          | 4,805.99     | .00          | 194.01           | 96.1%    |
| 99312804 542000 Instrumental Music | 54,300          | 0                | 54,300         | 54,287.89    | .00          | 12.11            | 100.0%   |
| 99312805 512903 Instrumental Music | 160,632         | 85,060           | 245,692        | 245,692.12   | .00          | .00              | 100.0%   |
| 99312808 530112 Band Camp - LHS    | 1,800           | 0                | 1,800          | 1,800.00     | .00          | .00              | 100.0%   |
| 99312808 539900 Monday Night Band  | 10,500          | -5               | 10,495         | 10,495.00    | .00          | .00              | 100.0%   |
| 99312904 512119 Coordinator of Lit | 99,209          | 991              | 100,200        | 100,200.33   | .00          | .00              | 100.0%   |




FOR 2018 13

|                                    | ORIGINAL<br>APPROP | TRANFRS/<br>ADJSTMTS | REVISED<br>BUDGET | YTD EXPENDED | ENCUMBRANCES | AVAILABLE<br>BUDGET | PCT<br>USED |
|------------------------------------|--------------------|----------------------|-------------------|--------------|--------------|---------------------|-------------|
| 99312906 544400 Supplies - Reading | 5,000              | -5,000               | 0                 | .00          | .00          | .00                 | .0%         |
| 99313005 512146 Coordinator of Sci | 106,144            | 1,061                | 107,205           | 107,204.81   | .00          | .19                 | 100.0%      |
| 99313103 577760 Field Trip Admissi | 45,390             | 12,690               | 58,080            | 57,680.00    | 400.00       | .00                 | 100.0%      |
| 99320103 512133 Director of Specia | 123,504            | 3,738                | 127,242           | 127,241.71   | .00          | .29                 | 100.0%      |
| 99320104 511000 School Nurses - Sp | 130,068            | 0                    | 130,068           | 111,122.02   | .00          | 18,945.98           | 85.4%       |
| 99320106 512104 Board Cert. Behavi | 794,588            | -21,205              | 773,383           | 773,382.79   | .00          | .00                 | 100.0%      |
| 99320106 512130 Occupational Thera | 913,334            | 16,699               | 930,033           | 930,033.39   | .00          | .00                 | 100.0%      |
| 99320106 512136 SPED Homebound Ins | 64,000             | 20,222               | 84,222            | 90,583.50    | .00          | -6,361.25           | 107.6%*     |
| 99320106 512137 Evaluation Team Ch | 1,303,444          | -86,136              | 1,217,308         | 1,217,307.57 | .00          | .43                 | 100.0%      |
| 99320106 512925 Sign Language Inte | 39,236             | 20,982               | 60,218            | 60,218.17    | .00          | .00                 | 100.0%      |
| 99320107 512136 Home/Parent Educat | 47,000             | -9,817               | 37,183            | 41,565.21    | .00          | -4,382.21           | 111.8%*     |
| 99320109 530002 SPED Contracted Se | 25,000             | -4,062               | 20,938            | 20,938.20    | .00          | .00                 | 100.0%      |
| 99320112 544400 SPED Supplies      | 40,000             | 80,308               | 120,308           | 120,296.52   | .00          | 11.93               | 100.0%      |
| 99320115 575333 SPED Out of Distri | 6,679,431          | -394,782             | 6,284,649         | 6,265,028.30 | 4.82         | 19,615.59           | 99.7%       |
| 99320115 577724 SPED Testing       | 16,000             | -1,846               | 14,154            | 13,494.96    | .00          | 659.30              | 95.3%       |
| 99320116 577615 SPED Transportatio | 5,083,050          | 1,327,457            | 6,410,507         | 6,330,923.87 | 43,321.00    | 36,262.50           | 99.4%       |
| 99322003 512132 Hearing Impaired T | 171,896            | 1,719                | 173,615           | 173,615.06   | .00          | -.06                | 100.0%*     |
| 99324103 512131 Speech Therapists  | 1,982,688          | -62,777              | 1,919,911         | 1,919,910.86 | .00          | .00                 | 100.0%      |
| 99325003 512134 Vision Impaired Te | 67,655             | 677                  | 68,332            | 68,332.16    | .00          | -.16                | 100.0%*     |
| 99326103 577515 SPED Hospitalized  | 60,000             | -10,474              | 49,526            | 48,248.23    | .00          | 1,277.50            | 97.4%       |
| 99327003 512903 Knowledge Bowl Sti | 23,500             | -175                 | 23,325            | 23,325.00    | .00          | .00                 | 100.0%      |
| 99327006 544400 Knowledge Bowl Sup | 1,500              | -477                 | 1,023             | 1,022.69     | .00          | .00                 | 100.0%      |
| 99328103 514600 Summer School Stip | 50,000             | -50,000              | 0                 | .00          | .00          | .00                 | .0%         |
| 99328104 530002 Project Alliance I | 1,000              | -1,000               | 0                 | .00          | .00          | .00                 | .0%         |
| 99328104 530105 SCORE Peer Mediat  | 35,000             | 0                    | 35,000            | 35,000.00    | .00          | .00                 | 100.0%      |
| 99328104 530107 Homebound Instruct | 55,000             | -25,958              | 29,043            | 29,892.50    | .00          | -850.00             | 102.9%*     |
| 99328106 512969 Behavior Specialis | 168,580            | -2,078               | 166,502           | 166,502.46   | .00          | -.46                | 100.0%*     |
| 99330203 524008 Central Office Ren | 403,014            | 0                    | 403,014           | 403,014.36   | .00          | .00                 | 100.0%      |
| 99330206 512903 Social Skills Teac | 122,747            | -66,581              | 56,166            | 56,165.98    | .00          | .02                 | 100.0%      |
| 99330206 512958 Social Skills Para | 78,538             | -19,668              | 58,870            | 58,870.56    | .00          | -.56                | 100.0%*     |
| 99332006 544400 TV Studio Supplies | 0                  | 482                  | 482               | 481.90       | .00          | .00                 | 100.0%      |
| 99332009 577588 TV Studio Maintena | 0                  | 4,575                | 4,575             | 4,575.00     | .00          | .00                 | 100.0%      |
| 99332009 589225 TV Studio Equipmen | 0                  | 1,984                | 1,984             | 1,983.70     | .00          | .00                 | 100.0%      |
| 99333003 512110 Coordinator of ELL | 111,970            | 1,118                | 113,088           | 113,088.09   | .00          | -.09                | 100.0%*     |
| 99334206 512903 Native Language Su | 82,419             | 824                  | 83,243            | 83,242.95    | .00          | .05                 | 100.0%      |
| 99335551 512104 Psychologists      | 1,228,685          | 4,056                | 1,232,741         | 1,232,740.98 | .00          | .02                 | 100.0%      |
| 99336004 544400 Stipend - Library  | 16,000             | 0                    | 16,000            | 12,800.00    | .00          | 3,200.00            | 80.0%       |
| 99337006 530002 Professional Devel | 250,000            | -12,448              | 237,552           | 232,519.35   | 5,032.35     | .00                 | 100.0%      |
| 99337006 531904 Tuition Reimbursem | 200,000            | 22,459               | 222,459           | 225,688.11   | .00          | -3,229.00           | 101.5%*     |
| 99337007 512301 Intervention/Enric | 1,036,800          | -121,576             | 915,224           | 915,224.40   | .00          | .00                 | 100.0%      |
| 99337007 512303 Out-of-School PLC  | 100,000            | -42,861              | 57,139            | 66,625.80    | .00          | -9,486.81           | 116.6%*     |
| 99338003 512923 ELL Tutors         | 500,000            | -137,750             | 362,250           | 362,250.00   | .00          | .00                 | 100.0%      |
| 99338003 512924 ELL Parent Liaison | 34,384             | 0                    | 34,384            | 34,726.71    | .00          | -342.71             | 101.0%*     |
| 99338003 512958 TBE Paraprofession | 0                  | -1                   | -1                | .00          | .00          | -1.00               | .0%*        |



FOR 2018 13

|                                    | ORIGINAL<br>APPROP | TRANFRS/<br>ADJSTMTS | REVISED<br>BUDGET | YTD EXPENDED | ENCUMBRANCES | AVAILABLE<br>BUDGET | PCT<br>USED |
|------------------------------------|--------------------|----------------------|-------------------|--------------|--------------|---------------------|-------------|
| 99338006 544400 ELL Supplies       | 11,000             | -21                  | 10,979            | 9,931.38     | 1,047.52     | .00                 | 100.0%      |
| 99338007 541600 ELL Textbooks      | 9,000              | 0                    | 9,000             | 9,000.00     | .00          | .00                 | 100.0%      |
| 99339003 512118 Director of Adult  | 98,939             | 990                  | 99,929            | 99,928.70    | .00          | .30                 | 100.0%      |
| 99339003 512903 Adult Education Te | 370,712            | -1,071               | 369,641           | 369,641.48   | .00          | -.48                | 100.0%*     |
| 99339004 512112 District Support S | 391,197            | -91,494              | 299,703           | 295,334.05   | .00          | 4,368.95            | 98.5%       |
| 99339004 512142 Family Resource Ce | 48,319             | 56,894               | 105,213           | 105,213.10   | .00          | .00                 | 100.0%      |
| 99340303 563601 Student Accident I | 26,872             | 0                    | 26,872            | 24,477.00    | .00          | 2,395.00            | 91.1%       |
| 99341201 512917 Media Technology S | 214,679            | -26,759              | 187,920           | 188,542.89   | .00          | -622.89             | 100.3%*     |
| 99341203 512204 Asst Supt - Financ | 140,983            | 0                    | 140,983           | 139,500.22   | .00          | 1,482.78            | 98.9%       |
| 99341203 512205 Asst Supt - Studen | 150,000            | 2,500                | 152,500           | 152,499.89   | .00          | .11                 | 100.0%      |
| 99341203 512800 Superintendent of  | 185,349            | 919                  | 186,268           | 186,267.86   | .00          | .14                 | 100.0%      |
| 99341203 512901 Asst Supt - Curric | 150,000            | 0                    | 150,000           | 150,000.24   | .00          | .00                 | 100.0%      |
| 99341203 512971 Director of Human  | 86,458             | -31,436              | 55,022            | 55,021.43    | .00          | .57                 | 100.0%      |
| 99341206 530002 SO - Contracted Se | 23,000             | 28,534               | 51,534            | 46,006.35    | .00          | 5,527.65            | 89.3%       |
| 99341206 531702 SO - Advertising   | 15,000             | -7,971               | 7,029             | 6,645.96     | 382.68       | .36                 | 100.0%      |
| 99341207 512902 Clerical Staff - S | 331,015            | -1,178               | 329,837           | 329,836.85   | .00          | .15                 | 100.0%      |
| 99341209 544400 SO - Supplies      | 13,500             | -4,417               | 9,083             | 3,754.83     | 11.49        | 5,316.55            | 41.5%       |
| 99341212 570701 SO - In State Trav | 31,000             | 4,394                | 35,394            | 35,393.89    | .00          | .00                 | 100.0%      |
| 99341212 577766 SO - Expenses      | 9,500              | 0                    | 9,500             | 8,939.74     | .00          | 560.26              | 94.1%       |
| 99341212 577769 SO - Memberships   | 10,500             | 0                    | 10,500            | 10,483.00    | .00          | 17.00               | 99.8%       |
| 99341215 512143 Staff Counsel for  | 104,638            | 120                  | 104,758           | 104,757.74   | .00          | .00                 | 100.0%      |
| 99341215 512206 Assistant Business | 87,976             | -44,951              | 43,025            | 43,024.91    | .00          | .09                 | 100.0%      |
| 99341215 512919 Counsel Collective | 50,000             | 22,308               | 72,308            | 72,307.70    | .00          | .30                 | 100.0%      |
| 99341215 512920 Indirect Salary Ac | 0                  | 1,346                | 1,346             | .00          | .00          | 1,346.15            | .0%         |
| 99341215 512921 Computer Network M | 85,000             | -49,280              | 35,721            | 35,720.50    | .00          | .00                 | 100.0%      |
| 99341215 512922 Mail Courier       | 32,000             | 0                    | 32,000            | 30,910.14    | .00          | 1,089.86            | 96.6%       |
| 99341215 512965 Substitute Teacher | 15,000             | 2,716                | 17,716            | 15,740.31    | .00          | 1,975.69            | 88.8%       |
| 99341215 513001 Overtime - Clerica | 22,000             | 18,473               | 40,473            | 40,472.68    | .00          | .00                 | 100.0%      |
| 99341218 530002 Contracted Svcs -  | 35,000             | 5,200                | 40,200            | 40,200.00    | .00          | .00                 | 100.0%      |
| 99341218 530041 Contracted Svcs -  | 70,000             | -50,692              | 19,308            | 15,663.93    | .00          | 3,644.07            | 81.1%       |
| 99341218 531702 Advertising        | 30,000             | -1,899               | 28,101            | 27,675.28    | .00          | 425.72              | 98.5%       |
| 99341218 531800 Printing & Binding | 40,000             | -25,288              | 14,712            | 14,519.33    | .00          | 192.67              | 98.7%       |
| 99341218 536900 Postage            | 50,000             | -34,370              | 15,630            | 15,629.80    | .00          | .20                 | 100.0%      |
| 99341221 544400 LHS Data Processin | 15,000             | 2,800                | 17,800            | 15,749.22    | 2,000.00     | 50.78               | 99.7%       |
| 99341224 570100 Program & Analytic | 75,000             | -61,458              | 13,542            | 13,341.39    | 200.00       | .61                 | 100.0%      |
| 99341224 570402 Internet Service P | 125,000            | -15,593              | 109,407           | 109,386.61   | .00          | 19.96               | 100.0%      |
| 99341224 575270 Photocopier Purcha | 50,000             | -32,476              | 17,524            | 6,712.39     | 462.13       | 10,349.48           | 40.9%       |
| 99341224 575422 Photocopier Mainte | 70,000             | 2,205                | 72,205            | 70,948.86    | .00          | 1,256.57            | 98.3%       |
| 99341224 577600 Admin. Tech. - Con | 28,000             | 208                  | 28,208            | 28,064.33    | .00          | 143.67              | 99.5%       |
| 99341224 577717 Admin. Tech. - Sof | 204,000            | 115,370              | 319,370           | 319,370.34   | .00          | .00                 | 100.0%      |
| 99341227 570102 Admin. Tech. - Har | 51,000             | -336                 | 50,664            | 50,655.16    | 9.00         | .09                 | 100.0%      |
| 99341228 573700 School Webmaster S | 2,500              | 0                    | 2,500             | 2,500.00     | .00          | .00                 | 100.0%      |
| 99341230 512902 Clerical Staff - A | 729,228            | 136,435              | 865,663           | 861,328.43   | .00          | 4,334.57            | 99.5%       |
| 99341231 511100 Part-Time Computer | 90,000             | -32,912              | 57,088            | 57,088.13    | .00          | .00                 | 100.0%      |




FOR 2018 13

|                                    | ORIGINAL<br>APPROP | TRANFRS/<br>ADJSTMTS | REVISED<br>BUDGET | YTD EXPENDED   | ENCUMBRANCES | AVAILABLE<br>BUDGET | PCT<br>USED |
|------------------------------------|--------------------|----------------------|-------------------|----------------|--------------|---------------------|-------------|
| 99341232 512140 Student Database A | 77,848             | -35,031              | 42,817            | 42,816.79      | .00          | .21                 | 100.0%      |
| 99341233 520703 Tech. Helpdesk Coo | 55,000             | -16,103              | 38,897            | 38,896.59      | .00          | .41                 | 100.0%      |
| 99341303 512902 School Committee S | 19,000             | 961                  | 19,961            | 19,961.28      | .00          | .00                 | 100.0%      |
| 99341303 512918 School Committee S | 54,000             | 0                    | 54,000            | 53,999.40      | .00          | .60                 | 100.0%      |
| 99341312 577732 SC - Subscriptions | 3,500              | -961                 | 2,539             | 812.04         | 482.04       | 1,244.64            | 51.0%       |
| 99341312 577766 SC - Expenses      | 5,340              | 0                    | 5,340             | 5,229.50       | .00          | 110.50              | 97.9%       |
| 99341312 577769 SC - Memberships   | 2,450              | 0                    | 2,450             | 2,340.00       | .00          | 110.00              | 95.5%       |
| 99341403 512116 Attendance Officer | 70,348             | 704                  | 71,052            | 71,051.75      | .00          | .00                 | 100.0%      |
| 99341403 512910 Attendance Monitor | 65,898             | -13,137              | 52,761            | 54,645.21      | .00          | -1,884.06           | 103.6%*     |
| 99341504 530002 Student Sppt - Con | 20,200             | 2,500                | 22,700            | 22,698.07      | .00          | 1.93                | 100.0%      |
| 99341506 545700 Student Sppt - Sup | 15,000             | 0                    | 15,000            | 14,421.71      | .00          | 578.29              | 96.1%       |
| 99345006 563600 Employee Health In | 16,586,212         | -510,072             | 16,076,140        | 16,023,328.83  | .00          | 52,811.17           | 99.7%       |
| 99347103 512906 Director of Operat | 80,000             | 800                  | 80,800            | 80,799.92      | .00          | .00                 | 100.0%      |
| 99347103 512960 Administration Bld | 87,450             | -31,223              | 56,227            | 53,596.91      | .00          | 2,630.09            | 95.3%       |
| 99347103 512962 Supervisor of Cust | 2                  | 0                    | 2                 | .00            | .00          | 2.00                | .0%         |
| 99347103 513000 Overtime - Custodi | 75,000             | 0                    | 75,000            | 72,991.31      | .00          | 2,008.69            | 97.3%       |
| 99347103 513101 Overtime - Man Out | 100,000            | 43,408               | 143,408           | 143,408.28     | .00          | .00                 | 100.0%      |
| 99347106 530002 Maintenance - Cont | 185,000            | 30,308               | 215,308           | 197,902.79     | 2,099.72     | 15,305.87           | 92.9%       |
| 99347109 544400 Maintenance - Supp | 218,489            | -76,148              | 142,341           | 133,180.22     | 1,563.62     | 7,596.77            | 94.7%       |
| 99347112 575243 Maintenance - Buil | 227,000            | -33,830              | 193,170           | 177,009.83     | 8,264.78     | 7,894.99            | 95.9%       |
| 99347112 575370 Utility - Telephon | 50,000             | 20,208               | 70,208            | 64,338.43      | .00          | 5,869.57            | 91.6%       |
| 99347112 575452 Maintenance - Floo | 60,000             | -43,900              | 16,100            | 16,100.00      | .00          | .00                 | 100.0%      |
| 99347112 577723 Maintenance - Swim | 20,000             | -5,856               | 14,144            | 10,480.33      | 184.05       | 3,479.62            | 75.4%       |
| 99347203 576110 Capital Equipment  | 75,000             | -47,213              | 27,787            | 62,476.33      | .00          | -34,689.41          | 224.8%*     |
| 99347206 584600 Capital Improvemen | 50,000             | -8,203               | 41,797            | 41,797.24      | .00          | .11                 | 100.0%      |
| 99348003 512139 Transportation Coo | 48,319             | -11,228              | 37,091            | 37,091.41      | .00          | -.41                | 100.0%*     |
| 99348006 530002 Transportation - C | 4,000              | 0                    | 4,000             | 225.00         | .00          | 3,775.00            | 5.6%        |
| 99348009 541000 Transportation - S | 5,000              | 0                    | 5,000             | 5,000.00       | .00          | .00                 | 100.0%      |
| 99348009 544400 Transportation - S | 8,000              | 0                    | 8,000             | 7,708.73       | .00          | 291.27              | 96.4%       |
| 99348012 577615 Transportation - R | 3,894,700          | 267,285              | 4,161,985         | 4,120,714.75   | 9,550.90     | 31,719.35           | 99.2%       |
| TOTAL EDUCATION                    | 162,073,324        | 1,144,150            | 163,217,474       | 162,995,217.10 | 131,476.62   | 90,780.12           | 99.9%       |
| TOTAL EXPENSES                     | 162,073,324        | 1,144,150            | 163,217,474       | 162,995,217.10 | 131,476.62   | 90,780.12           |             |

4 PUBLIC WORKS

400 DPW GENERAL


|                                    |         |       |         |            |     |          |        |
|------------------------------------|---------|-------|---------|------------|-----|----------|--------|
| 04004151 511000 SALARIES - PERMANE | 505,505 | 7,315 | 512,820 | 512,819.24 | .00 | .76      | 100.0% |
| 04004151 512000 S & W TEMPORARY    | 15,000  | 0     | 15,000  | 13,897.50  | .00 | 1,102.50 | 92.7%  |
| 04004151 514800 S & W LONGEVITY    | 0       | 1,020 | 1,020   | 1,020.00   | .00 | .00      | 100.0% |






FOR 2018 13

| 4        | PUBLIC WORKS               | ORIGINAL APPROP | TRANFRS/ADJSTMTS | REVISED BUDGET | YTD EXPENDED | ENCUMBRANCES | AVAILABLE BUDGET | PCT USED |
|----------|----------------------------|-----------------|------------------|----------------|--------------|--------------|------------------|----------|
| 04004151 | 515600 SW OUT OF GRADE CO  | 1,020           | -1,020           | 0              | .00          | .00          | .00              | .00%     |
| 04004152 | 520100 ENERGY- ELECTRICIT  | 170,000         | -1,766           | 168,234        | 168,161.85   | .00          | 72.18            | 100.0%   |
| 04004152 | 520101 ENERGY- HEATING GA  | 30,000          | 3,200            | 33,200         | 33,099.33    | .00          | 100.67           | 99.7%    |
| 04004153 | 520200 TELEPHONE           | 2,500           | 1,000            | 3,500          | 2,535.60     | .00          | 964.40           | 72.4%    |
| 04004153 | 520500 REPAIR & MAINT-EQU  | 42,250          | -2,000           | 40,250         | 35,210.86    | 2,789.50     | 2,249.64         | 94.4%    |
| 04004153 | 520503 REPAIR & MAINT ELE  | 45,000          | 0                | 45,000         | 41,786.73    | .00          | 3,213.27         | 92.9%    |
| 04004153 | 524000 RENTAL OF EQUIPMEN  | 7,500           | 2,500            | 10,000         | 9,669.94     | 275.56       | 54.50            | 99.5%    |
| 04004153 | 524004 UNIFORM RENTAL      | 7,500           | 9,050            | 16,550         | 15,978.01    | .00          | 571.99           | 96.5%    |
| 04004153 | 525100 LEASING EQUIP. & S  | 10,000          | 0                | 10,000         | 6,895.66     | 275.00       | 2,829.34         | 71.7%    |
| 04004153 | 530000 PROFESSIONAL SERVI  | 50,000          | 37,500           | 87,500         | 84,910.91    | 362.16       | 2,226.93         | 97.5%    |
| 04004153 | 530058 INSPECTION STICKER  | 12,000          | 0                | 12,000         | 6,950.00     | 2,100.00     | 2,950.00         | 75.4%    |
| 04004153 | 530062 TREE REMOVAL SERVI  | 75,000          | 0                | 75,000         | 74,981.89    | .00          | 18.11            | 100.0%   |
| 04004153 | 530105 TRAINING/EVALUATIO  | 5,000           | -2,500           | 2,500          | 2,500.00     | .00          | .00              | 100.0%   |
| 04004153 | 531702 ADVERTISING         | 3,000           | 0                | 3,000          | 1,866.02     | 1,071.98     | 62.00            | 97.9%    |
| 04004154 | 542500 AUTOMOTIVE-TIRES &  | 90,000          | 5,003            | 95,003         | 94,223.33    | 702.14       | 77.61            | 99.9%    |
| 04004154 | 542501 GAS & MOTOR OIL     | 70,000          | 15,000           | 85,000         | 82,675.80    | .00          | 2,324.20         | 97.3%    |
| 04004154 | 543700 PUBLIC WORKS-SUPPL  | 12,500          | -2,006           | 10,494         | 10,005.09    | .00          | 488.91           | 95.3%    |
| 04004154 | 544000 ELECTRICAL SUPPLIE  | 85,000          | 1,906            | 86,906         | 84,767.70    | 787.33       | 1,350.97         | 98.4%    |
| 04004154 | 544400 OFFICE SUPPLIES     | 3,500           | 1,500            | 5,000          | 4,882.74     | .00          | 117.26           | 97.7%    |
| 04004154 | 589110 OVERFLOW BAGS       | 30,000          | -5,050           | 24,950         | 24,850.80    | .00          | 99.20            | 99.6%    |
| 04004157 | 570704 TRANSPORTATION REIM | 3,700           | -2,500           | 1,200          | 316.28       | .00          | 883.72           | 26.4%    |
| 04004157 | 571300 DPW-VARIOUS SCHL P  | 118,000         | 115,000          | 233,000        | 214,538.45   | 16,058.14    | 2,403.41         | 99.0%    |
| 04004157 | 573400 MISCELLANEOUS CHAR  | 5,500           | 2,000            | 7,500          | 7,042.74     | .00          | 457.26           | 93.9%    |
| 04004170 | 589111 PLOWS & FRAMES      | 10,000          | 0                | 10,000         | 9,865.25     | 134.75       | .00              | 100.0%   |
| 04004170 | 589122 REPLACE ALARM SYST  | 17,500          | 5,000            | 22,500         | 14,623.02    | .00          | 7,876.98         | 65.0%    |
| 04004170 | 589165 IRRIGATION EQUIPME  | 5,000           | -5,000           | 0              | .00          | .00          | .00              | .0%      |
| 04007953 | 520507 REPAIR & MAINT- BU  | 90,000          | -24,000          | 66,000         | 54,862.83    | 10,105.97    | 1,031.20         | 98.4%    |
| 04007954 | 543100 CUSTODIAL-SUPPLIES  | 10,000          | 5,000            | 15,000         | 14,763.98    | 12.71        | 223.31           | 98.5%    |
| 04007954 | 543400 GRAFFITI SUPPLIES   | 9,000           | 0                | 9,000          | 8,186.06     | .00          | 813.94           | 91.0%    |
| 04007954 | 543800 BUILDING-SUPPLIES   | 75,000          | -1,500           | 73,500         | 69,316.40    | 3,923.11     | 260.49           | 99.6%    |
| 04007975 | 582500 BUILDING REHAB./RE  | 80,000          | -41,500          | 38,500         | 27,686.40    | 9,015.10     | 1,798.50         | 95.3%    |
| 04008151 | 511000 SALARIES - PERMANE  | 435,529         | -91,300          | 344,229        | 344,165.15   | .00          | 63.85            | 100.0%   |
| 04008151 | 513000 SW OVERTIME         | 7,300           | 22,300           | 29,600         | 24,471.90    | .00          | 5,128.10         | 82.7%    |
| 04008351 | 511000 SALARIES - PERMANE  | 1,257,789       | -89,757          | 1,168,032      | 1,167,738.23 | .00          | 293.89           | 100.0%   |
| 04008351 | 513000 SW OVERTIME         | 22,000          | 33,000           | 55,000         | 42,572.67    | .00          | 12,427.33        | 77.4%    |
| 04008551 | 513000 SNOW OVERTIME       | 200,000         | 174,523          | 374,523        | 374,523.43   | .00          | .00              | 100.0%   |
| 04008753 | 529600 SNOW & ICE REMOVAL  | 775,000         | 511,547          | 1,286,547      | 1,286,547.00 | .00          | .00              | 100.0%   |
| 04008757 | 573400 MISCELLANEOUS CHAR  | 50,000          | 205,220          | 255,220        | 253,479.06   | .00          | 1,741.05         | 99.3%    |
| 04008766 | 542300 SNOW-ICE SAND & SA  | 325,000         | 419,994          | 744,994        | 744,994.49   | .00          | .00              | 100.0%   |
| 04008952 | 520103 ENERGY-STREET LIGH  | 537,000         | -3,015           | 533,985        | 517,616.50   | .00          | 16,368.50        | 96.9%    |
| 04008953 | 520513 REPAIR & MAINT-D'T  | 25,000          | 0                | 25,000         | 24,922.05    | .00          | 77.95            | 99.7%    |
| 04009175 | 588503 IMPROV-HIGHWAY-SID  | 20,000          | 9,500            | 29,500         | 29,500.00    | .00          | .00              | 100.0%   |
| 04009353 | 521400 HAZARDOUS WASTE CO  | 17,500          | 0                | 17,500         | 15,554.07    | 825.30       | 1,120.63         | 93.6%    |
| 04009353 | 521504 TRASH COLLECTION    | 5,145,000       | 20,000           | 5,165,000      | 5,147,752.45 | 17,247.55    | .00              | 100.0%   |



FOR 2018 13


| 4                         | PUBLIC WORKS   | ORIGINAL APPROP | TRANFRS/ADJSTMTS | REVISED BUDGET | YTD EXPENDED  | ENCUMBRANCES | AVAILABLE BUDGET | PCT USED |
|---------------------------|--|-----------------|------------------|----------------|---------------|--------------|------------------|----------|
|                           | <a href="#">04009353</a> <a href="#">545700</a> <a href="#">RECYCLING SUPPLIES</a>     | 10,000          | 0                | 10,000         | 9,963.00      | 37.00        | .00              | 100.0%   |
|                           | <a href="#">04009557</a> <a href="#">571903</a> <a href="#">INS. PREMIUMS - OT</a>     | 288,000         | -73,371          | 214,629        | 213,596.00    | .00          | 1,033.00         | 99.5%    |
| 491 CEMETERY              |  |                 |                  |                |               |              |                  |          |
|                           | <a href="#">04914151</a> <a href="#">511000</a> <a href="#">SALARIES - PERMANE</a>     | 203,890         | -49,100          | 154,790        | 154,773.41    | .00          | 16.59            | 100.0%   |
|                           | <a href="#">04914151</a> <a href="#">512000</a> <a href="#">S &amp; W TEMPORARY</a>    | 18,700          | 0                | 18,700         | 10,200.00     | .00          | 8,500.00         | 54.5%    |
|                           | <a href="#">04914151</a> <a href="#">513000</a> <a href="#">OVERTIME</a>               | 19,080          | 34,500           | 53,580         | 53,479.26     | .00          | 100.74           | 99.8%    |
|                           | <a href="#">04914152</a> <a href="#">520101</a> <a href="#">ENERGY- HEATING GA</a>     | 7,000           | 1,100            | 8,100          | 8,027.13      | .00          | 72.87            | 99.1%    |
|                           | <a href="#">04914153</a> <a href="#">520100</a> <a href="#">ENERGY- ELECTRICIT</a>     | 5,000           | -300             | 4,700          | 4,532.78      | .00          | 167.22           | 96.4%    |
|                           | <a href="#">04914153</a> <a href="#">530000</a> <a href="#">PROFESSIONAL SERVI</a>     | 163,000         | 45,323           | 208,323        | 197,214.92    | 8,540.00     | 2,568.08         | 98.8%    |
|                           | <a href="#">04914157</a> <a href="#">573400</a> <a href="#">MISCELLANEOUS CHAR</a>     | 900             | 0                | 900            | 748.81        | .00          | 151.19           | 83.2%    |
|                           | <a href="#">04914170</a> <a href="#">580301</a> <a href="#">CEMETERY GEN.IMPRO</a>     | 3,750           | 15,470           | 19,220         | 18,507.49     | .00          | 712.41           | 96.3%    |
|                           | <a href="#">04914170</a> <a href="#">589188</a> <a href="#">FENCES</a>                 | 10,000          | -2,200           | 7,800          | 7,796.50      | .00          | 3.50             | 100.0%   |
|                           | <a href="#">04914175</a> <a href="#">580300</a> <a href="#">WESTLAWN II-CEM.IM</a>     | 3,500           | 0                | 3,500          | 856.79        | .00          | 2,643.21         | 24.5%    |
|                           | <a href="#">04914254</a> <a href="#">542700</a> <a href="#">GROUNDSKEEPING-SUP</a>     | 3,750           | -1,300           | 2,450          | 1,757.29      | .00          | 692.71           | 71.7%    |
|                           | <a href="#">04914254</a> <a href="#">544400</a> <a href="#">OFFICE SUPPLIES</a>        | 1,500           | 0                | 1,500          | 1,499.98      | .00          | .02              | 100.0%   |
|                           | <a href="#">04914254</a> <a href="#">545100</a> <a href="#">CEMETERY-FLOWERS</a>       | 3,000           | 0                | 3,000          | 3,000.00      | .00          | .00              | 100.0%   |
|                           | <a href="#">04914254</a> <a href="#">545300</a> <a href="#">MISC-SUPPLIES-OTHE</a>     | 250             | 0                | 250            | 160.42        | .00          | 89.58            | 64.2%    |
|                           | TOTAL PUBLIC WORKS   | 11,254,413      | 1,305,287        | 12,559,700     | 12,394,841.19 | 74,263.30    | 90,595.67        | 99.3%    |
|                           | TOTAL EXPENSES   | 11,254,413      | 1,305,287        | 12,559,700     | 12,394,841.19 | 74,263.30    | 90,595.67        |          |
| 5 HEALTH & HUMAN SERVICES |  |                 |                  |                |               |              |                  |          |
| 510 HEALTH DEPARTMENT     |  |                 |                  |                |               |              |                  |          |
|                           | <a href="#">05104151</a> <a href="#">511000</a> <a href="#">SALARIES - PERMANE</a>     | 2,401,879       | -180,745         | 2,221,134      | 2,209,672.02  | .00          | 11,461.49        | 99.5%    |
|                           | <a href="#">05104151</a> <a href="#">512000</a> <a href="#">S &amp; W TEMPORARY</a>    | 7,800           | 10,000           | 17,800         | 11,512.50     | .00          | 6,287.50         | 64.7%    |
|                           | <a href="#">05104151</a> <a href="#">512963</a> <a href="#">STIPENDS- OTHER</a>        | 33,850          | 0                | 33,850         | 25,216.67     | .00          | 8,633.33         | 74.5%    |
|                           | <a href="#">05104151</a> <a href="#">513000</a> <a href="#">OVERTIME</a>               | 1,620           | 67               | 1,687          | 1,687.49      | .00          | .00              | 100.0%   |
|                           | <a href="#">05104153</a> <a href="#">520100</a> <a href="#">ENERGY-ELECTRICITY</a>     | 24,000          | -2,718           | 21,282         | 21,282.04     | .00          | .00              | 100.0%   |
|                           | <a href="#">05104153</a> <a href="#">520200</a> <a href="#">TELEPHONE</a>              | 2,100           | 0                | 2,100          | 1,333.16      | 766.84       | .00              | 100.0%   |
|                           | <a href="#">05104153</a> <a href="#">520500</a> <a href="#">REPAIR &amp; MAINT- EQ</a> | 3,600           | -334             | 3,266          | 2,885.98      | 380.00       | .00              | 100.0%   |
|                           | <a href="#">05104153</a> <a href="#">530000</a> <a href="#">PROFESSIONAL SERVI</a>     | 15,000          | -891             | 14,109         | 11,307.30     | .00          | 2,801.34         | 80.1%    |
|                           | <a href="#">05104153</a> <a href="#">531702</a> <a href="#">ADVERTISING</a>            | 1,000           | -715             | 285            | 285.00        | .00          | .00              | 100.0%   |
|                           | <a href="#">05104153</a> <a href="#">531800</a> <a href="#">PRINTING &amp; BINDIN</a>  | 1,500           | -1,401           | 99             | 99.00         | .00          | .00              | 100.0%   |
|                           | <a href="#">05104154</a> <a href="#">541000</a> <a href="#">COMPUTER EQUIPMT/S</a>     | 500             | 6,000            | 6,500          | 6,049.31      | 280.32       | 170.37           | 97.4%    |
|                           | <a href="#">05104157</a> <a href="#">570401</a> <a href="#">DUES &amp; SUBSCRIPTIO</a> | 2,200           | 0                | 2,200          | 2,032.85      | 100.00       | 67.15            | 96.9%    |
|                           | <a href="#">05104157</a> <a href="#">570702</a> <a href="#">TRANS REIMBURS.&amp; S</a> | 11,000          | -980             | 10,020         | 7,574.96      | 40.00        | 2,405.04         | 76.0%    |






FOR 2018 13

| 5                             | HEALTH & HUMAN SERVICES                       | ORIGINAL APPROP | TRANFRS/ADJSTMTS | REVISED BUDGET | YTD EXPENDED | ENCUMBRANCES | AVAILABLE BUDGET | PCT USED |
|-------------------------------|---|-----------------|------------------|----------------|--------------|--------------|------------------|----------|
|                               | <u>05104170 589161 MISC EQUIPMENT</u>         | 1,500           | -103             | 1,397          | 1,396.74     | .00          | .26              | 100.0%   |
|                               | <u>05104170 589166 OFFICE FURNITURE &amp;</u> | 750             | 0                | 750            | 743.32       | .00          | 6.68             | 99.1%    |
|                               | <u>05104254 544100 HEALTH NURSE SUPPL</u>     | 12,000          | 0                | 12,000         | 11,998.98    | .00          | 1.02             | 100.0%   |
|                               | <u>05104254 544400 OFFICE SUPPLIES</u>        | 1,000           | -178             | 822            | 821.85       | .00          | .15              | 100.0%   |
|                               | <u>05104254 545300 MISC-SUPPLIES-OTHE</u>     | 500             | 0                | 500            | 493.67       | .00          | 6.33             | 98.7%    |
| <hr/>                         |   |                 |                  |                |              |              |                  |          |
| 541 COUNCIL ON AGING          |   |                 |                  |                |              |              |                  |          |
| <hr/>                         |   |                 |                  |                |              |              |                  |          |
|                               | <u>05414151 511000 SALARIES - PERMANE</u>     | 248,291         | 17,454           | 265,745        | 265,745.07   | .00          | .00              | 100.0%   |
|                               | <u>05414151 513000 OVERTIME</u>               | 0               | 914              | 914            | 831.12       | .00          | 82.57            | 91.0%    |
|                               | <u>05414152 520100 ENERGY- ELECTRICIT</u>     | 44,000          | 4,500            | 48,500         | 47,097.26    | .00          | 1,402.74         | 97.1%    |
|                               | <u>05414152 520101 ENERGY- HEATING GA</u>     | 14,000          | 800              | 14,800         | 14,738.65    | .00          | 61.35            | 99.6%    |
|                               | <u>05414153 520500 REPAIR &amp; MAINT OF</u>  | 2,000           | 0                | 2,000          | 511.20       | 135.00       | 1,353.80         | 32.3%    |
|                               | <u>05414153 530017 ELDERLY SERVICE</u>        | 1,500           | 0                | 1,500          | 1,131.14     | 123.80       | 245.06           | 83.7%    |
|                               | <u>05414154 542000 MEALS ON WHEELS-EL</u>     | 20,000          | 0                | 20,000         | 19,898.11    | .00          | 101.89           | 99.5%    |
|                               | <u>05414154 542300 GAS &amp; MOTOR OIL-SU</u> | 3,500           | -465             | 3,035          | 3,034.10     | .00          | .90              | 100.0%   |
|                               | <u>05414154 543000 CLEANING-SUPPLIES</u>      | 2,000           | -149             | 1,851          | 1,555.05     | 295.20       | .75              | 100.0%   |
|                               | <u>05414154 544400 OFFICE SUPPLIES</u>        | 1,000           | 0                | 1,000          | 990.21       | 3.38         | 6.41             | 99.4%    |
|                               | <u>05414157 570702 TRANS REIMBURS.&amp; S</u> | 250             | 0                | 250            | .00          | 250.00       | .00              | 100.0%   |
|                               | <u>05414159 589161 MISC EQUIPMENT</u>         | 2,000           | -126             | 1,874          | 1,766.32     | 107.33       | .35              | 100.0%   |
|                               | <u>05414257 571903 INS. PREMIUMS - OT</u>     | 21,000          | 0                | 21,000         | 21,000.00    | .00          | .00              | 100.0%   |
| <hr/>                         |   |                 |                  |                |              |              |                  |          |
| 543 VETERAN'S                 |   |                 |                  |                |              |              |                  |          |
| <hr/>                         |   |                 |                  |                |              |              |                  |          |
|                               | <u>05434151 511000 SALARIES - PERMANE</u>     | 154,130         | -560             | 153,570        | 153,562.78   | .00          | 7.22             | 100.0%   |
|                               | <u>05434153 535900 CELEBRATIONS</u>           | 7,000           | 1,269            | 8,269          | 6,538.57     | .00          | 1,730.14         | 79.1%    |
|                               | <u>05434154 544400 OFFICE SUPPLIES</u>        | 1,000           | -269             | 731            | 731.29       | .00          | .00              | 100.0%   |
|                               | <u>05434157 570702 TRANS REIMBURS.&amp; S</u> | 1,650           | -1,000           | 650            | 639.98       | .00          | 10.02            | 98.5%    |
|                               | <u>05434157 573100 VETERANS' SERVICES</u>     | 640,000         | 0                | 640,000        | 627,636.48   | .00          | 12,363.52        | 98.1%    |
| TOTAL HEALTH & HUMAN SERVICES |   | 3,685,120       | -149,631         | 3,535,489      | 3,483,800.17 | 2,481.87     | 49,207.38        | 98.6%    |
| TOTAL EXPENSES                |   | 3,685,120       | -149,631         | 3,535,489      | 3,483,800.17 | 2,481.87     | 49,207.38        |          |
| <hr/>                         |   |                 |                  |                |              |              |                  |          |
| 6 CULTURE & RECREATION        |   |                 |                  |                |              |              |                  |          |
| <hr/>                         |   |                 |                  |                |              |              |                  |          |
| 610 LIBRARY                   |   |                 |                  |                |              |              |                  |          |
| <hr/>                         |   |                 |                  |                |              |              |                  |          |
|                               | <u>06104151 511000 SALARIES - PERMANE</u>     | 1,000,945       | -83,410          | 917,535        | 917,526.67   | .00          | 8.33             | 100.0%   |
|                               | <u>06104151 512000 SW TEMPORARY</u>           | 73,749          | 0                | 73,749         | 58,500.07    | .00          | 15,248.93        | 79.3%    |



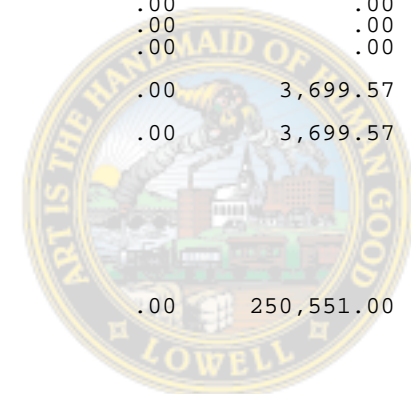
FOR 2018 13

| 6              | CULTURE & RECREATION                                   | ORIGINAL APPROP | TRANFRS/ADJSTMTS | REVISED BUDGET | YTD EXPENDED | ENCUMBRANCES | AVAILABLE BUDGET | PCT USED |
|----------------|--|-----------------|------------------|----------------|--------------|--------------|------------------|----------|
|                | <a href="#">06104151 514300 SHIFT DIFFERENTIAL</a>     | 5,272           | 0                | 5,272          | 4,802.23     | .00          | 469.77           | 91.1%    |
|                | <a href="#">06104152 520100 ENERGY- ELECTRICIT</a>     | 70,000          | -2,091           | 67,909         | 67,908.98    | .00          | .00              | 100.0%   |
|                | <a href="#">06104153 520500 REPAIR &amp; MAINT- EQ</a> | 6,000           | 9,700            | 15,700         | 15,215.71    | .00          | 484.29           | 96.9%    |
|                | <a href="#">06104153 525100 LEASING EQUIP. &amp; S</a> | 33,000          | -3,500           | 29,500         | 29,373.56    | .00          | 126.44           | 99.6%    |
|                | <a href="#">06104153 529200 MV-LIBRARY-CONSORT</a>     | 54,598          | 0                | 54,598         | 54,598.00    | .00          | .00              | 100.0%   |
|                | <a href="#">06104153 530000 PROFESSIONAL SERVI</a>     | 28,600          | 7,160            | 35,760         | 34,211.73    | 81.21        | 1,467.06         | 95.9%    |
|                | <a href="#">06104154 540400 LIBRARY-AUD/MICRO/</a>     | 130,841         | 58,000           | 188,841        | 151,489.25   | 800.00       | 36,551.75        | 80.6%    |
|                | <a href="#">06104154 544400 OFFICE SUPPLIES</a>        | 19,000          | 0                | 19,000         | 18,888.78    | .00          | 111.22           | 99.4%    |
|                | <a href="#">06104254 543100 CUSTODIAL-SUPPLIES</a>     | 3,000           | 500              | 3,500          | 3,461.91     | .00          | 38.09            | 98.9%    |
| 630 RECREATION |  |                 |                  |                |              |              |                  |          |
|                | <a href="#">06304151 511000 SALARIES - PERMANE</a>     | 219,078         | -17,300          | 201,778        | 201,051.15   | .00          | 726.85           | 99.6%    |
|                | <a href="#">06304151 512000 S &amp; W TEMPORARY</a>    | 591,976         | 0                | 591,976        | 507,418.82   | .00          | 84,557.18        | 85.7%    |
|                | <a href="#">06304151 513000 OVERTIME</a>               | 4,050           | 0                | 4,050          | 2,831.59     | .00          | 1,218.41         | 69.9%    |
|                | <a href="#">06304153 520609 WINTER RECREATIONA</a>     | 2,500           | 0                | 2,500          | 2,471.80     | .00          | 28.20            | 98.9%    |
|                | <a href="#">06304153 530036 SPECIAL PROGRAMS/P</a>     | 13,000          | 0                | 13,000         | 12,975.97    | 22.54        | 1.49             | 100.0%   |
|                | <a href="#">06304153 536900 POSTAGE</a>                | 85              | 0                | 85             | .00          | .00          | 85.00            | .0%      |
|                | <a href="#">06304154 540102 SUMMER PROGRAM SUP</a>     | 15,000          | 0                | 15,000         | 13,450.10    | 1,543.06     | 6.84             | 100.0%   |
|                | <a href="#">06304154 544400 OFFICE SUPPLIES</a>        | 900             | 0                | 900            | 897.01       | .00          | 2.99             | 99.7%    |
|                | <a href="#">06304157 570702 TRANS REIMBURS.&amp; S</a> | 6,500           | -1,800           | 4,700          | 4,681.05     | .00          | 18.95            | 99.6%    |
|                | <a href="#">06304157 573400 MISCELLANEOUS CHAR</a>     | 11,200          | 4,438            | 15,638         | 12,810.27    | 2,821.60     | 6.13             | 100.0%   |
| 650 PARKS      |  |                 |                  |                |              |              |                  |          |
|                | <a href="#">06504151 511000 SALARIES - PERMANE</a>     | 1,320,448       | -27,252          | 1,293,196      | 1,293,031.09 | .00          | 164.51           | 100.0%   |
|                | <a href="#">06504151 512000 S &amp; W TEMPORARY</a>    | 115,000         | 16,250           | 131,250        | 111,885.50   | .00          | 19,364.50        | 85.2%    |
|                | <a href="#">06504151 513000 OVERTIME</a>               | 122,850         | 20,000           | 142,850        | 123,845.24   | .00          | 19,004.76        | 86.7%    |
|                | <a href="#">06504151 513005 OVERTIME-SPECIAL E</a>     | 10,000          | 0                | 10,000         | .00          | .00          | 10,000.00        | .0%      |
|                | <a href="#">06504151 514300 SW SHIFT DIFFERENT</a>     | 2,500           | 0                | 2,500          | 1,246.98     | .00          | 1,253.02         | 49.9%    |
|                | <a href="#">06504152 520100 ENERGY- ELECTRICIT</a>     | 137,000         | -10,343          | 126,657        | 126,645.74   | .00          | 11.64            | 100.0%   |
|                | <a href="#">06504152 520101 ENERGY- HEATING GA</a>     | 36,000          | 7,200            | 43,200         | 43,116.47    | .00          | 83.53            | 99.8%    |
|                | <a href="#">06504153 520200 TELEPHONE</a>              | 2,000           | 0                | 2,000          | 1,480.02     | 134.00       | 385.98           | 80.7%    |
|                | <a href="#">06504153 520500 REPAIR &amp; MAINT-EQU</a> | 58,000          | 1,439            | 59,439         | 58,982.90    | .00          | 455.87           | 99.2%    |
|                | <a href="#">06504153 520602 GATEWAY CITIES PRO</a>     | 4,000           | 0                | 4,000          | 4,000.00     | .00          | .00              | 100.0%   |
|                | <a href="#">06504153 520611 POOL MAINTENANCE</a>       | 7,500           | 0                | 7,500          | 7,070.45     | .00          | 429.55           | 94.3%    |
|                | <a href="#">06504153 530000 PROFESSIONAL SERVI</a>     | 35,000          | 602              | 35,602         | 33,227.86    | .00          | 2,374.14         | 93.3%    |
|                | <a href="#">06504153 530105 TRAINING/EVALUATIO</a>     | 500             | 0                | 500            | .00          | .00          | 500.00           | .0%      |
|                | <a href="#">06504153 531002 BOTANICAL GARDENS</a>      | 5,000           | 0                | 5,000          | 4,989.64     | .00          | 10.36            | 99.8%    |
|                | <a href="#">06504153 531702 ADVERTISING</a>            | 750             | 0                | 750            | 675.60       | .00          | 74.40            | 90.1%    |
|                | <a href="#">06504154 540103 PARK SUPPLIES-OTHE</a>     | 35,000          | 828              | 35,828         | 34,136.51    | .00          | 1,691.51         | 95.3%    |
|                | <a href="#">06504154 542300 GAS &amp; MOTOR OIL-SU</a> | 30,000          | 0                | 30,000         | 30,000.00    | .00          | .00              | 100.0%   |



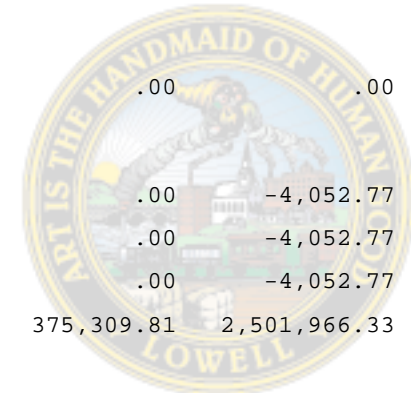
FOR 2018 13

|  | ORIGINAL<br>APPROP | TRANFRS/<br>ADJSTMTS | REVISED<br>BUDGET | YTD EXPENDED  | ENCUMBRANCES | AVAILABLE<br>BUDGET | PCT<br>USED |
|--|--------------------|----------------------|-------------------|---------------|--------------|---------------------|-------------|
| <a href="#">06504154 544400 OFFICE SUPPLIES</a>        | 1,000              | 0                    | 1,000             | 811.26        | .00          | 188.74              | 81.1%       |
| <a href="#">06504154 545300 MISC-SUPPLIES-OTHE</a>     | 9,750              | 124                  | 9,874             | 9,186.02      | .00          | 687.98              | 93.0%       |
| <a href="#">06504157 570702 TRANS REIMBURS.&amp; S</a> | 1,000              | 0                    | 1,000             | 554.97        | .00          | 445.03              | 55.5%       |
| <a href="#">06504157 573200 LICENSES</a>               | 9,750              | 0                    | 9,750             | 4,307.12      | .00          | 5,442.88            | 44.2%       |
| <a href="#">06504170 589161 MISC EQUIPMENT</a>         | 9,620              | 0                    | 9,620             | 9,503.72      | 116.28       | .00                 | 100.0%      |
| <a href="#">06504170 589188 FENCES</a>                 | 22,250             | 9,366                | 31,616            | 22,981.50     | .00          | 8,634.25            | 72.7%       |
| <a href="#">06504170 589193 TRIMMER, MOWERS</a>        | 1,500              | 0                    | 1,500             | 1,499.00      | .00          | 1.00                | 99.9%       |
| <a href="#">06504170 589218 COMMUNICATION EQUI</a>     | 1,450              | 0                    | 1,450             | 1,450.00      | .00          | .00                 | 100.0%      |
| <a href="#">06504175 580306 FIELD MAINT/OTHER</a>      | 9,730              | 350                  | 10,080            | 9,919.60      | .00          | 160.40              | 98.4%       |
| <a href="#">06504175 580307 VARNUM PARK- IMPRO</a>     | 3,500              | 0                    | 3,500             | 2,850.00      | .00          | 650.00              | 81.4%       |
| <a href="#">06504175 589223 PARKS-POOL RENOVAT</a>     | 7,500              | 0                    | 7,500             | 7,316.10      | .00          | 183.90              | 97.5%       |
| <a href="#">06504254 541000 COMPUTER EQUIPMT/S</a>     | 2,500              | 0                    | 2,500             | 2,500.00      | .00          | .00                 | 100.0%      |
| <a href="#">06504275 588400 IMPROV-PARKS &amp; PLA</a> | 115,000            | 980                  | 115,980           | 115,680.83    | .00          | 299.17              | 99.7%       |
| <a href="#">06504275 588400 DISPO IMPROV-PARKS</a>     | 3,500              | 0                    | 3,500             | 3,500.00      | .00          | .00                 | 100.0%      |
| <a href="#">06504275 588400 FEROS IMPROV-PARKS</a>     | 7,500              | 0                    | 7,500             | 5,965.00      | .00          | 1,535.00            | 79.5%       |
| <a href="#">06504275 588400 FLAGS IMPROV-PARKS</a>     | 2,500              | 0                    | 2,500             | 2,500.00      | .00          | .00                 | 100.0%      |
| <a href="#">06504275 588400 PHYTS IMPROV-PARKS</a>     | 3,500              | 0                    | 3,500             | 1,545.00      | 1,205.00     | 750.00              | 78.6%       |
| <a href="#">06504275 588400 TME IMPROV-PARKS &amp;</a> | 4,000              | 0                    | 4,000             | 3,939.88      | .00          | 60.12               | 98.5%       |
| <a href="#">06504275 588400 WEEDS IMPROV-PARKS</a>     | 5,500              | 0                    | 5,500             | 5,500.00      | .00          | .00                 | 100.0%      |
| <a href="#">06504354 543800 BUILDING-SUPPLIES</a>      | 4,000              | 0                    | 4,000             | 3,442.38      | .00          | 557.62              | 86.1%       |
| TOTAL CULTURE & RECREATION                             | 4,435,892          | -8,760               | 4,427,133         | 4,203,851.03  | 6,723.69     | 216,557.78          | 95.1%       |
| TOTAL EXPENSES   | 4,435,892          | -8,760               | 4,427,133         | 4,203,851.03  | 6,723.69     | 216,557.78          |             |
| 7 DEBT SERVICES  |                    |                      |                   |               |              |                     |             |
| 710 PRINCIPAL ON MATURING DEBT                         |                    |                      |                   |               |              |                     |             |
| <a href="#">07109795 530000 PROFESSIONAL SERVI</a>     | 269,500            | 0                    | 269,500           | 269,500.00    | .00          | .00                 | 100.0%      |
| <a href="#">07109795 597000 INT ON GEN LONG TE</a>     | 5,893,500          | -3,131,886           | 2,761,614         | 2,757,914.43  | .00          | 3,699.57            | 99.9%       |
| <a href="#">07109795 597200 INT ON TEMPORARY L</a>     | 57,253             | 0                    | 57,253            | 57,253.00     | .00          | .00                 | 100.0%      |
| <a href="#">07109795 597300 DEBT PRINCIPAL- GE</a>     | 2,461,614          | 3,331,886            | 5,793,500         | 5,793,500.00  | .00          | .00                 | 100.0%      |
| <a href="#">07109795 597350 Refdgd Escrow Contr</a>    | 200,000            | -200,000             | 0                 | .00           | .00          | .00                 | .0%         |
| TOTAL DEBT SERVICES                                    | 8,881,867          | 0                    | 8,881,867         | 8,878,167.43  | .00          | 3,699.57            | 100.0%      |
| TOTAL EXPENSES   | 8,881,867          | 0                    | 8,881,867         | 8,878,167.43  | .00          | 3,699.57            |             |
| 8 STATE ASSESSMENTS                                    |                    |                      |                   |               |              |                     |             |
| 800 INTERGOVERNMENTAL                                  |                    |                      |                   |               |              |                     |             |
| <a href="#">08009704 563001 CHARTER SCHOOL</a>         | 22,336,638         | -108,860             | 22,227,778        | 21,977,227.00 | .00          | 250,551.00          | 98.9%       |



FOR 2018 13

| 8   | STATE ASSESSMENTS                                  | ORIGINAL APPROP | TRANFRS/ADJSTMTS | REVISED BUDGET | YTD EXPENDED   | ENCUMBRANCES | AVAILABLE BUDGET | PCT USED |
|-----|--|-----------------|------------------|----------------|----------------|--------------|------------------|----------|
|     | <a href="#">08009704 563002 SCHOOL CHOICE</a>      | 861,405         | 65,608           | 927,013        | 927,013.00     | .00          | .00              | 100.0%   |
|     | <a href="#">08009704 563003 ESSEX COUNTY TECH</a>  | 92,000          | 0                | 92,000         | 40,962.00      | .00          | 51,038.00        | 44.5%    |
|     | <a href="#">08009704 564000 AIR POLLUTION CONT</a> | 25,540          | 0                | 25,540         | 25,540.00      | .00          | .00              | 100.0%   |
|     | <a href="#">08009704 564001 REGIONL TRANSIT AU</a> | 994,016         | 0                | 994,016        | 994,016.00     | .00          | .00              | 100.0%   |
|     | <a href="#">08009704 564004 SPECIAL EDUCATION</a>  | 69,907          | -66,015          | 3,892          | .00            | .00          | 3,892.00         | .0%      |
|     | <a href="#">08009704 564005 NON RENEWAL-EXCISE</a> | 313,660         | 0                | 313,660        | 313,660.00     | .00          | .00              | 100.0%   |
|     | <a href="#">08009704 564006 MOSQUITO CONTROL D</a> | 72,080          | 407              | 72,487         | 72,487.00      | .00          | .00              | 100.0%   |
|     | TOTAL STATE ASSESSMENTS                            | 24,765,246      | -108,860         | 24,656,386     | 24,350,905.00  | .00          | 305,481.00       | 98.8%    |
|     | TOTAL EXPENSES                                     | 24,765,246      | -108,860         | 24,656,386     | 24,350,905.00  | .00          | 305,481.00       |          |
| 9   | MISCELLANEOUS                                      |                 |                  |                |                |              |                  |          |
| 910 | RETIREMENT   |                 |                  |                |                |              |                  |          |
|     | <a href="#">09109716 521800 RETIRE-PENSION (SC</a> | 6,573,692       | 0                | 6,573,692      | 6,573,692.00   | .00          | .00              | 100.0%   |
|     | <a href="#">09109716 560800 RET-PENSION (CITY)</a> | 17,813,053      | -76,650          | 17,736,403     | 17,736,403.10  | .00          | .00              | 100.0%   |
|     | <a href="#">09109716 572600 NON-CONTRIB-PENSI</a>  | 60,000          | -25,678          | 34,322         | 34,321.56      | .00          | .00              | 100.0%   |
| 912 | WORKER'S COMPENSATION                              |                 |                  |                |                |              |                  |          |
|     | <a href="#">09129711 516900 WORKMENS COMP- SCH</a> | 450,000         | 49,997           | 499,997        | 499,997.49     | .00          | .00              | 100.0%   |
|     | <a href="#">09129711 517100 WRKMEN-COMP-CITY(E</a> | 200,000         | 4,988            | 204,988        | 204,988.20     | .00          | .00              | 100.0%   |
| 913 | UNEMPLOYMENT INSURANCE                             |                 |                  |                |                |              |                  |          |
|     | <a href="#">09139710 517200 UNEMPLOYMENT COMP-</a> | 125,000         | -78,267          | 46,733         | 46,733.39      | .00          | .00              | 100.0%   |
|     | <a href="#">09139710 517201 UMEPLOYMENT COMP-</a>  | 275,000         | -191,618         | 83,382         | 83,381.98      | .00          | .00              | 100.0%   |
| 914 | HEALTH INSURANCE                                   |                 |                  |                |                |              |                  |          |
|     | <a href="#">09149713 563600 HEALTH INSURANCE</a>   | 23,050,000      | -212,430         | 22,837,570     | 22,837,570.20  | .00          | .00              | 100.0%   |
| 916 | MEDICARE   |                 |                  |                |                |              |                  |          |
|     | <a href="#">09139714 572000 MEDICARE- HEALTH</a>   | 2,710,932       | 143,887          | 2,854,819      | 2,858,871.82   | .00          | -4,052.77        | 100.1%*  |
|     | TOTAL MISCELLANEOUS                                | 51,257,677      | -385,770         | 50,871,907     | 50,875,959.74  | .00          | -4,052.77        | 100.0%   |
|     | TOTAL EXPENSES                                     | 51,257,677      | -385,770         | 50,871,907     | 50,875,959.74  | .00          | -4,052.77        |          |
|     | GRAND TOTAL  | 343,847,688     | 5,379,841        | 349,227,529    | 346,350,252.69 | 375,309.81   | 2,501,966.33     | 99.3%    |



FOR 2018 13

| ORIGINAL<br>APPROP | TRANFRS/<br>ADJSTMTS | REVISED<br>BUDGET | YTD EXPENDED | ENCUMBRANCES | AVAILABLE<br>BUDGET | PCT<br>USED |
|--------------------|----------------------|-------------------|--------------|--------------|---------------------|-------------|
|--------------------|----------------------|-------------------|--------------|--------------|---------------------|-------------|

\*\* END OF REPORT - Generated by Bryan Perry \*\*

