



Bryan Perry
City Auditor

MEMORANDUM

TO: Billie Jo Turner, Assistant Superintendent
FROM: Bryan Perry, City Auditor
DATE: April 11, 2019
RE: March Year to Date Budget Report – School Department

Attached please find a copy of the Year to Date Budget Report through the month ending March 31, 2019 for the School Department.

Please let me know if you would like to discuss this report.

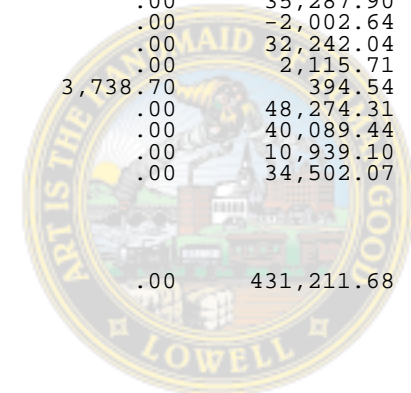
Thank you,

Bryan Perry, CPA
City Auditor

cc: Jeannine Durkin, Superintendent
James Ostis, Mayor's Assistant


FOR 2019 09

	ORIGINAL APPROP	TRANFRS/ ADJSTMTS	REVISED BUDGET	YTD EXPENDED	ENCUMBRANCES	AVAILABLE BUDGET	PCT USED
3 EDUCATION							
001 CARDINAL O'CONNELL SCHOOL							
90110103 512958 Cardinal Parapr	0	119,274	119,274	45,119.93	.00	74,153.57	37.8%
90110106 512903 Cardinal SPED T	7,325	220,084	227,409	153,184.45	.00	74,224.93	67.4%
90110106 512958 Cardinal SPED P	0	223,631	223,631	201,211.68	.00	22,419.30	90.0%
90110112 544400 Cardinal SA - G	0	10,000	10,000	2,986.98	5,830.59	1,182.43	88.2%
90110903 512903 Cardinal PreSch	0	359,251	359,251	176,763.37	.00	182,488.12	49.2%
90111003 512903 Cardinal Art Te	57,861	0	57,861	33,139.72	.00	24,721.28	57.3%
90112603 512903 Cardinal PhEd T	67,325	-67,325	0	.00	.00	.00	.0%
90112803 512903 Cardinal Music	49,626	0	49,626	35,306.40	.00	14,319.60	71.1%
90113104 512903 Cardinal Social	0	0	0	16,351.61	.00	-16,351.61	100.0%*
90137001 530002 Cardinal SA - P	0	3,000	3,000	445.00	.00	2,555.00	14.8%
90141103 512902 Cardinal School	43,542	0	43,542	26,648.81	.00	16,893.19	61.2%
90147103 512960 Cardinal Custod	46,493	0	46,493	36,336.67	.00	10,156.33	78.2%
002 BAILEY SCHOOL							
90210103 512903 Bailey Elementa	1,321,261	0	1,321,261	709,817.26	.00	611,443.74	53.7%
90210103 512958 Bailey Paraprof	306,706	0	306,706	184,449.61	.00	122,256.39	60.1%
90210106 512903 Bailey SPED Tea	505,417	0	505,417	334,880.68	.00	170,536.32	66.3%
90210106 512958 Bailey SPED Par	173,207	0	173,207	131,481.64	.00	41,725.36	75.9%
90210109 512903 Bailey ELL Teac	86,402	0	86,402	48,823.44	.00	37,578.56	56.5%
90210112 544400 Bailey SA - Gen	27,360	0	27,360	22,834.90	2,888.41	1,636.69	94.0%
90210803 512903 Bailey Kinderga	339,370	0	339,370	194,368.52	.00	145,001.48	57.3%
90210903 512903 Bailey Pre-Scho	81,381	0	81,381	46,609.26	.00	34,771.74	57.3%
90211003 512903 Bailey Art Teac	86,538	0	86,538	61,567.50	.00	24,970.50	71.1%
90212003 512903 Bailey Math Tea	60,000	0	60,000	48,428.20	.00	11,571.80	80.7%
90212603 512903 Bailey Phys. Ed	82,589	0	82,589	47,301.10	.00	35,287.90	57.3%
90212803 512903 Bailey Music Te	49,626	0	49,626	51,628.64	.00	-2,002.64	104.0%*
90212903 512903 Bailey Reading	75,461	0	75,461	43,218.96	.00	32,242.04	57.3%
90237002 530002 Bailey SA - Pro	12,000	-3,429	8,571	6,455.00	.00	2,115.71	75.3%
90237003 512111 Bailey - Studen	5,397	0	5,397	1,264.00	3,738.70	394.54	92.7%
90241103 512101 Bailey Principa	125,514	0	125,514	77,239.69	.00	48,274.31	61.5%
90241103 512102 Bailey Asst. Pr	103,211	0	103,211	63,121.56	.00	40,089.44	61.2%
90241103 512902 Bailey School C	44,004	0	44,004	33,064.90	.00	10,939.10	75.1%
90247103 512960 Bailey Custodia	147,513	0	147,513	113,010.93	.00	34,502.07	76.6%
012 MCAVINNUE SCHOOL							
91210103 512903 McAvinnue Eleme	1,087,204	0	1,087,204	655,992.32	.00	431,211.68	60.3%



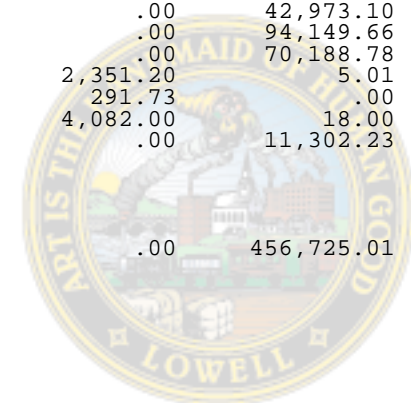
FOR 2019 09

	ORIGINAL APPROP	TRANFRS/ ADJSTMTS	REVISED BUDGET	YTD EXPENDED	ENCUMBRANCES	AVAILABLE BUDGET	PCT USED
91210103 512958 McAvinnue Parap	322,909	0	322,909	175,689.34	.00	147,219.66	54.4%
91210106 512903 McAvinnue SPED	553,460	0	553,460	317,853.46	.00	235,606.54	57.4%
91210106 512958 McAvinnue SPED	160,959	0	160,959	110,054.40	.00	50,904.60	68.4%
91210109 512903 McAvinnue ELL T	166,067	0	166,067	96,634.52	.00	69,432.48	58.2%
91210112 544400 McAvinnue SA -	24,360	0	24,360	14,874.60	9,472.53	12.87	99.9%
91210803 512903 McAvinnue Kinde	312,080	0	312,080	178,737.76	.00	133,342.24	57.3%
91210903 512903 McAvinnue Pre-S	83,776	0	83,776	47,981.50	.00	35,794.50	57.3%
91211003 512903 McAvinnue Art T	82,165	0	82,165	57,898.53	.00	24,266.47	70.5%
91212003 512903 McAvinnue Math	79,838	0	79,838	42,624.72	.00	37,213.28	53.4%
91212603 512903 McAvinnue Phys.	91,617	0	91,617	59,608.19	.00	32,008.81	65.1%
91212803 512903 McAvinnue Music	71,175	0	71,175	40,764.10	.00	30,410.90	57.3%
91212903 512903 McAvinnue Readi	79,838	0	79,838	45,725.80	.00	34,112.20	57.3%
91237012 530002 McAvinnue SA -	15,000	-2,429	12,571	6,835.00	.00	5,735.71	54.4%
91241103 512101 McAvinnue Princ	112,868	0	112,868	69,285.12	.00	43,582.88	61.4%
91241103 512102 McAvinnue Asst.	109,778	0	109,778	67,137.20	.00	42,640.80	61.2%
91241103 512902 McAvinnue Schoo	43,079	0	43,079	32,066.97	.00	11,012.03	74.4%
91241112 512111 STUDENT BODY AC	5,397	-1,000	4,397	.00	4,397.24	.00	100.0%
91247103 512960 McAvinnue Custo	148,622	0	148,622	114,554.25	.00	34,067.75	77.1%
015 GREENHALGE SCHOOL							
91510103 512903 Greenhalge Elem	1,076,425	0	1,076,425	694,756.06	.00	381,668.94	64.5%
91510103 512958 Greenhalge Para	309,694	0	309,694	185,110.19	.00	124,583.81	59.8%
91510105 512111 STUDENT BODY AC	5,452	-4,352	1,100	1,095.75	4.25	.36	100.0%
91510106 512903 Greenhalge SPED	502,527	0	502,527	290,317.72	.00	212,209.28	57.8%
91510106 512958 Greenhalge SPED	260,363	0	260,363	211,547.43	.00	48,815.57	81.3%
91510109 512903 Greenhalge ELL	170,603	0	170,603	49,115.84	.00	121,487.16	28.8%
91510112 544400 Greenhalge SA -	34,760	888	35,648	33,470.23	2,177.36	.00	100.0%
91510124 541000 Greenhalge SA -	3,000	0	3,000	1,991.88	999.36	8.76	99.7%
91510803 512903 Greenhalge Kind	284,346	0	284,346	145,383.30	.00	138,962.70	51.1%
91510903 512903 Greenhalge Pre-	154,540	0	154,540	131,057.96	.00	23,482.04	84.8%
91511003 512903 Greenhalge Art	67,325	0	67,325	38,558.36	.00	28,766.64	57.3%
91512003 512903 Greenhalge Math	86,542	0	86,542	49,115.84	.00	37,426.16	56.8%
91512603 512903 Greenhalge Phys	163,200	0	163,200	45,725.80	.00	117,474.20	28.0%
91512803 512903 Greenhalge Musi	91,177	0	91,177	52,220.38	.00	38,956.62	57.3%
91512903 512903 Greenhalge Read	85,247	0	85,247	48,823.44	.00	36,423.56	57.3%
91537015 530002 Greenhalge SA -	2,000	0	2,000	2,210.00	.00	-210.00	110.5%*
91541103 512101 Greenhalge Prin	123,109	0	123,109	75,009.28	.00	48,099.72	60.9%
91541103 512102 Greenhalge Asst	113,262	0	113,262	65,730.38	.00	47,531.62	58.0%
91541103 512902 Greenhalge Scho	44,004	0	44,004	32,345.25	.00	11,658.75	73.5%
91547103 512960 Greenhalge Cust	144,768	0	144,768	99,558.30	.00	45,209.70	68.8%
018 PYNE SCHOOL							
91810103 512903 Pyne Arts Eleme	524,956	0	524,956	247,680.84	.00	277,275.16	47.2%




FOR 2019 09

	ORIGINAL APPROP	TRANFRS/ ADJSTMTS	REVISED BUDGET	YTD EXPENDED	ENCUMBRANCES	AVAILABLE BUDGET	PCT USED
91810103 512958 Pyne Arts Parap	275,593	0	275,593	155,772.09	.00	119,820.91	56.5%
91810106 512903 Pyne Arts SPED	631,114	0	631,114	466,222.59	.00	164,891.41	73.9%
91810106 512958 Pyne Arts SPED	420,682	-51,742	368,940	237,568.31	.00	131,371.51	64.4%
91810109 512903 Pyne Arts ELL T	92,321	0	92,321	52,875.54	.00	39,445.46	57.3%
91810112 544400 Pyne Arts SA -	36,000	0	36,000	29,439.45	6,560.37	.18	100.0%
91810124 541000 Pyne Arts SA -	0	457	457	914.12	.00	-457.06	200.0%*
91810604 512903 Pyne Arts Middl	366,944	0	366,944	179,320.42	.00	187,623.58	48.9%
91810803 512903 Pyne Arts Kinde	135,292	0	135,292	79,241.22	.00	56,050.78	58.6%
91810903 512903 Pyne Arts Pre-S	90,340	0	90,340	51,740.30	.00	38,599.70	57.3%
91811003 512903 Pyne Arts Art T	89,589	0	89,589	63,459.45	.00	26,129.55	70.8%
91811203 512903 Pyne Arts Compu	83,277	0	83,277	47,695.74	.00	35,581.26	57.3%
91811403 541500 BASIC TEXT	625	0	625	624.85	.00	.15	100.0%
91811503 512903 Pyne Arts Engli	66,020	0	66,020	37,812.96	.00	28,207.04	57.3%
91811903 512903 Pyne Arts Tech.	82,165	0	82,165	46,609.26	.00	35,555.74	56.7%
91812003 512903 Pyne Arts Math	75,882	0	75,882	44,714.22	.00	31,167.78	58.9%
91812603 512903 Pyne Arts Phys.	74,234	0	74,234	32,508.89	.00	41,725.11	43.8%
91812803 512903 Pyne Arts Music	53,486	0	53,486	30,633.18	.00	22,852.82	57.3%
91812903 512903 Pyne Arts Readi	84,636	0	84,636	43,869.92	.00	40,766.08	51.8%
91813003 512903 Pyne Arts Scien	74,234	0	74,234	42,515.98	.00	31,718.02	57.3%
91813103 512903 Pyne Arts Socia	86,402	0	86,402	61,471.86	.00	24,930.14	71.1%
91813303 512903 Pyne Arts Drama	83,776	0	83,776	47,981.50	.00	35,794.50	57.3%
91835003 512105 Pyne Arts Guida	84,220	0	84,220	49,870.71	.00	34,349.29	59.2%
91837018 530002 Pyne Arts SA -	6,500	0	6,500	2,560.00	.00	3,940.00	39.4%
91841103 512101 Pyne Arts Princ	126,328	0	126,328	77,740.48	.00	48,587.52	61.5%
91841103 512102 Pyne Arts Asst.	108,866	0	108,866	66,579.96	.00	42,286.04	61.2%
91841103 512902 Pyne Arts Schoo	39,198	0	39,198	29,654.46	.00	9,543.54	75.7%
91841112 512111 STUDENT BODY AC	5,485	-3,483	2,002	2,001.95	.00	.00	100.0%
91847103 512960 Pyne Arts Custo	187,026	0	187,026	143,958.44	.00	43,067.56	77.0%
019 ALTERNATIVE SCHOOL							
91910115 512111 STUDENT BODY AC	277	0	277	.00	268.00	8.85	96.8%
91920104 512110 Laura Lee Coord	100,576	0	100,576	57,602.90	.00	42,973.10	57.3%
91920106 512903 Laura Lee SPED	360,106	0	360,106	265,956.34	.00	94,149.66	73.9%
91920106 512958 Laura Lee SPED	159,598	0	159,598	89,409.22	.00	70,188.78	56.0%
91920109 544400 Laura Lee SA -	7,400	1,500	8,900	6,543.79	2,351.20	5.01	99.9%
91937019 530002 Laura Lee SA -	2,000	-1,500	500	208.27	291.73	.00	100.0%
91941102 530002 Laura Lee SA -	4,100	0	4,100	.00	4,082.00	18.00	99.6%
91941103 512902 Laura Lee Schoo	43,079	0	43,079	31,776.77	.00	11,302.23	73.8%
020 LINCOLN SCHOOL							
92010103 512903 Lincoln Element	1,211,454	0	1,211,454	754,728.99	.00	456,725.01	62.3%



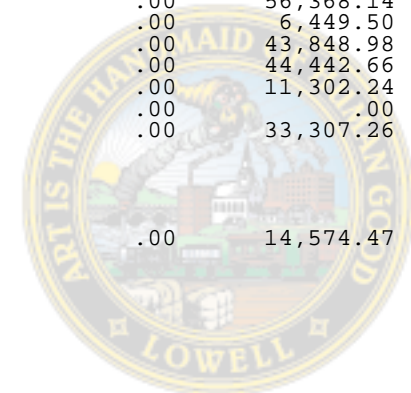
FOR 2019 09

	ORIGINAL APPROP	TRANFRS/ ADJSTMTS	REVISED BUDGET	YTD EXPENDED	ENCUMBRANCES	AVAILABLE BUDGET	PCT USED
92010103 512958 Lincoln Parapro	333,662	0	333,662	198,775.30	.00	134,886.70	59.6%
92010106 512903 Lincoln SPED Te	396,898	0	396,898	239,053.71	.00	157,844.29	60.2%
92010106 512958 Lincoln SPED Pa	144,538	0	144,538	90,359.92	.00	54,178.08	62.5%
92010109 512903 Lincoln ELL Tea	152,686	0	152,686	99,645.11	.00	53,040.89	65.3%
92010112 544400 Lincoln SA - Ge	25,000	6,308	31,308	16,092.79	15,211.81	3.38	100.0%
92010803 512903 Lincoln Kinderg	281,475	0	281,475	169,022.80	.00	112,452.20	60.0%
92010903 512903 Lincoln Pre-Sch	159,676	0	159,676	91,512.24	.00	68,163.76	57.3%
92011003 512903 Lincoln Art Tea	60,000	0	60,000	45,725.80	.00	14,274.20	76.2%
92012003 512903 Lincoln Math Tea	79,838	0	79,838	45,725.80	.00	34,112.20	57.3%
92012004 512111 Lincoln - Stude	5,496	0	5,496	561.67	4,934.30	.00	100.0%
92012603 512903 Lincoln Phys. E	93,889	0	93,889	52,875.54	.00	41,013.46	56.3%
92012803 512903 Lincoln Music T	66,020	0	66,020	37,812.96	.00	28,207.04	57.3%
92012903 512903 Lincoln Reading	62,950	0	62,950	33,514.29	.00	29,435.71	53.2%
92037020 530002 Lincoln SA - Pr	15,080	-9,800	5,280	3,153.63	.00	2,126.37	59.7%
92041103 512101 Lincoln Princip	125,227	0	125,227	69,538.56	.00	55,688.44	55.5%
92041103 512102 Lincoln Asst. P	106,650	0	106,650	55,331.95	.00	51,318.05	51.9%
92041103 512902 Lincoln School	39,198	0	39,198	29,654.46	.00	9,543.54	75.7%
92047103 512960 Lincoln Custodi	145,389	0	145,389	111,260.77	.00	34,128.23	76.5%
025 MOLLOY SCHOOL							
92510106 512903 Molloy SPED Tea	151,973	0	151,973	84,849.18	.00	67,123.82	55.8%
92510109 512903 Molloy ELL Teac	59,881	0	59,881	36,800.78	.00	23,080.22	61.5%
92510112 544400 Molloy SA - Gen	10,000	913	10,913	4,790.03	5,895.36	227.26	97.9%
92510603 512110 Molloy Coordina	113,996	0	113,996	68,769.28	.00	45,226.72	60.3%
92510704 512111 STUDENT BODY AC	962	0	962	.00	962.22	.00	100.0%
92511504 512903 Molloy English	161,644	0	161,644	92,578.70	.00	69,065.30	57.3%
92512004 512903 Molloy Math Tea	75,461	0	75,461	43,218.96	.00	32,242.04	57.3%
92512603 512903 Molloy PhEd Tea	0	67,325	67,325	28,012.21	.00	39,312.79	41.6%
92513003 512903 Molloy Science	159,472	0	159,472	102,519.81	.00	56,952.19	64.3%
92513103 512903 Molloy Social S	77,431	0	77,431	44,347.56	.00	33,083.44	57.3%
92537025 530002 Molloy SA - Pro	3,000	500	3,500	1,065.00	.00	2,435.00	30.4%
92541105 512902 Molloy School C	43,079	0	43,079	32,673.38	.00	10,405.62	75.8%
92541106 530002 CONTRACTED SERV	500	-500	0	.00	.00	.00	.0%
92541408 512915 Molloy Security	40,912	0	40,912	.00	.00	40,912.00	.0%
92547103 512960 Molloy Custodia	47,177	0	47,177	46,756.41	.00	420.59	99.1%
027 MOODY SCHOOL							
92710103 512903 Moody Elementar	729,347	0	729,347	449,124.26	.00	280,222.74	61.6%
92710103 512958 Moody Paraprofe	270,000	-80,864	189,136	136,032.24	.00	53,103.35	71.9%
92710106 512903 Moody SPED Teac	145,396	0	145,396	94,582.24	.00	50,813.76	65.1%




FOR 2019 09

	ORIGINAL APPROP	TRANFRS/ ADJSTMTS	REVISED BUDGET	YTD EXPENDED	ENCUMBRANCES	AVAILABLE BUDGET	PCT USED
92710109 512903 Moody ELL Teach	56,551	0	56,551	47,695.74	.00	8,855.26	84.3%
92710112 544400 Moody SA - Gene	15,280	0	15,280	13,407.96	1,870.98	1.06	100.0%
92710803 512903 Moody Kindergar	141,687	0	141,687	81,148.90	.00	60,538.10	57.3%
92710903 512903 Moody Pre-Schoo	129,464	0	129,464	19,761.82	.00	109,702.18	15.3%
92711003 512903 Moody Art Teach	75,461	0	75,461	43,218.96	.00	32,242.04	57.3%
92712003 512903 Moody Math Teac	81,806	0	81,806	49,485.50	.00	32,320.50	60.5%
92712603 512903 Moody Phys. Ed.	89,589	0	89,589	64,659.45	.00	24,929.55	72.2%
92712803 512903 Moody Music Tea	93,464	0	93,464	53,530.06	.00	39,933.94	57.3%
92712903 512903 Moody Reading T	79,838	0	79,838	36,396.90	.00	43,441.10	45.6%
92737027 530002 Moody SA - Prof	8,000	0	8,000	4,100.00	.00	3,900.00	51.3%
92741103 512101 Moody Principal	124,858	0	124,858	76,644.80	.00	48,213.20	61.4%
92741103 512902 Moody School Cl	44,004	0	44,004	37,158.50	.00	6,845.50	84.4%
92741112 512111 STUDENT BODY AC	3,192	-2,028	1,164	.00	1,163.30	.67	99.9%
92741113 541500 BASIC TEXT	625	0	625	400.96	222.78	1.26	99.8%
92747103 512960 Moody Custodian	97,816	0	97,816	59,301.64	.00	38,514.36	60.6%
030 MOREY SCHOOL							
93010103 512903 Morey Elementar	1,275,203	0	1,275,203	746,747.95	.00	528,455.05	58.6%
93010103 512958 Morey Paraprofe	299,576	0	299,576	188,183.89	.00	111,392.11	62.8%
93010104 512301 Morey SA - Tuto	0	0	0	375.00	.00	-375.00	100.0%*
93010106 512903 Morey SPED Teac	484,762	0	484,762	294,122.42	.00	190,639.58	60.7%
93010106 512958 Morey SPED Para	120,172	0	120,172	158,035.31	.00	-37,863.31	131.5%*
93010109 512903 Morey ELL Teach	156,798	0	156,798	89,803.54	.00	66,994.46	57.3%
93010112 544400 Morey SA - Gene	16,920	3,754	20,674	15,837.69	4,836.24	.02	100.0%
93010124 541000 Morey SA - Tech	5,000	4,000	9,000	.00	6,997.98	2,002.02	77.8%
93010803 512903 Morey Kindergar	399,711	0	399,711	237,050.62	.00	162,660.38	59.3%
93010901 512903 Morey Pre-Schoo	163,956	0	163,956	95,426.02	.00	68,529.98	58.2%
93011003 512903 Morey Art Teach	87,215	0	87,215	37,007.57	.00	50,207.43	42.4%
93012003 512903 Morey Math Teac	81,806	0	81,806	48,823.44	.00	32,982.56	59.7%
93012603 512903 Morey Phys. Ed.	83,776	0	83,776	47,981.50	.00	35,794.50	57.3%
93012803 512903 Morey Music Tea	84,556	0	84,556	49,951.14	.00	34,604.86	59.1%
93012903 512903 Morey Reading T	153,043	0	153,043	96,674.86	.00	56,368.14	63.2%
93037030 530002 Morey SA - Prof	20,000	-3,658	16,342	9,892.50	.00	6,449.50	60.5%
93041103 512101 Morey Principal	124,548	0	124,548	80,699.02	.00	43,848.98	64.8%
93041103 512102 Morey Asst. Pri	114,418	0	114,418	69,975.34	.00	44,442.66	61.2%
93041103 512902 Morey School Cl	43,079	0	43,079	31,776.76	.00	11,302.24	73.8%
93041112 512111 STUDENT BODY AC	5,748	-5,748	0	.00	.00	.00	.0%
93047103 512960 Morey Custodian	147,329	0	147,329	114,021.74	.00	33,307.26	77.4%
035 LEBLANC SCHOOL							
93510106 512958 LeBlanc SPED Pa	46,728	0	46,728	32,153.53	.00	14,574.47	68.8%




FOR 2019 09

	ORIGINAL APPROP	TRANFRS/ ADJSTMTS	REVISED BUDGET	YTD EXPENDED	ENCUMBRANCES	AVAILABLE BUDGET	PCT USED
93510112 512111 STUDENT BODY AC	398	0	398	.00	398.16	.00	100.0%
93510112 544400 LeBlanc SA - Ge	13,500	0	13,500	6,771.21	6,532.69	196.10	98.5%
93541103 512902 LeBlanc School	39,198	0	39,198	29,654.46	.00	9,543.54	75.7%
93541408 512915 LeBlanc Securit	44,325	0	44,325	33,516.42	.00	10,808.58	75.6%
93547103 512960 LeBlanc Custodi	45,939	0	45,939	34,719.34	.00	11,219.66	75.6%
036 PAWTUCKETVILLE MEMORIAL SCHOOL							
93610103 512903 Pawtucket Eleme	1,289,339	0	1,289,339	799,382.82	.00	489,956.18	62.0%
93610103 512958 Pawtucket Parap	255,704	-29,521	226,184	143,965.09	.00	82,218.41	63.6%
93610106 512903 Pawtucket SPED	412,633	0	412,633	249,129.71	.00	163,503.29	60.4%
93610106 512958 Pawtucket SPED	293,309	0	293,309	203,331.64	.00	89,977.36	69.3%
93610109 512903 Pawtucketville	88,618	0	88,618	50,250.74	.00	38,367.26	56.7%
93610112 544400 Pawtucket SA -	32,600	0	32,600	18,796.71	11,851.32	1,951.97	94.0%
93610114 512111 Pawtucket - Stu	5,704	-2,000	3,704	1,012.00	2,692.40	.00	100.0%
93610803 512903 Pawtucket Kinde	283,341	0	283,341	216,826.02	.00	66,514.98	76.5%
93610903 512903 Pawtucket Pre-S	81,381	0	81,381	.00	.00	81,381.00	.0%
93611003 512903 Pawtucket Art T	59,881	0	59,881	36,800.78	.00	23,080.22	61.5%
93612003 512903 Pawtucket Math	0	77,649	77,649	44,472.08	.00	33,176.92	57.3%
93612603 512903 Pawtucket Phys.	79,838	0	79,838	45,725.80	.00	34,112.20	57.3%
93612803 512903 Pawtucket Music	62,950	0	62,950	36,053.28	.00	26,896.72	57.3%
93612903 512903 Pawtucket Readi	64,255	0	64,255	36,082.78	.00	28,172.22	56.2%
93637036 530002 Pawtucket SA -	9,000	-1,624	7,376	2,625.00	.00	4,750.55	35.6%
93641103 512101 Pawtucket Princ	123,088	0	123,088	75,746.56	.00	47,341.44	61.5%
93641103 512102 Pawtucket Asst.	112,907	0	112,907	69,051.60	.00	43,855.40	61.2%
93641103 512902 Pawtucket Schoo	43,542	0	43,542	32,150.46	.00	11,391.54	73.8%
93647103 512960 Pawtucket Custo	143,711	0	143,711	109,840.34	.00	33,870.66	76.4%
040 REILLY SCHOOL							
94010103 512903 Reilly Elementa	1,671,466	-318,191	1,353,275	736,417.29	.00	616,857.71	54.4%
94010103 512958 Reilly Paraprof	366,268	0	366,268	212,260.12	.00	154,007.88	58.0%
94010104 512903 SW PROF STAFF/C	0	0	0	205,311.19	.00	-205,311.19	100.0%*
94010105 512111 Reilly - Studen	7,054	0	7,054	3,990.99	3,057.93	4.79	99.9%
94010106 512903 Reilly SPED Tea	407,456	0	407,456	296,693.31	.00	110,762.69	72.8%
94010106 512958 Reilly SPED Par	119,709	0	119,709	64,763.39	.00	54,945.61	54.1%
94010109 512903 Reilly ELL Teac	137,699	0	137,699	78,865.52	.00	58,833.48	57.3%
94010112 544400 Reilly SA - Gen	25,040	-2,241	22,799	16,900.17	5,898.84	.10	100.0%
94010124 541000 Reilly SA - Tec	10,000	0	10,000	10,000.00	.00	.00	100.0%
94010803 512903 Reilly Kinderga	390,765	0	390,765	225,144.30	.00	165,620.70	57.6%
94011003 512903 Reilly Art Teac	92,321	0	92,321	52,875.54	.00	39,445.46	57.3%
94012003 512903 Reilly Math Tea	85,550	0	85,550	48,997.62	.00	36,552.38	57.3%




FOR 2019 09

	ORIGINAL APPROP	TRANFRS/ ADJSTMTS	REVISED BUDGET	YTD EXPENDED	ENCUMBRANCES	AVAILABLE BUDGET	PCT USED
94012603 512903 Reilly Phys. Ed	62,070	0	62,070	36,861.46	.00	25,208.54	59.4%
94012803 512903 Reilly Music Te	69,858	0	69,858	40,009.10	.00	29,848.90	57.3%
94012903 512903 Reilly Reading	168,208	0	168,208	95,211.30	.00	72,996.70	56.6%
94037040 530002 Reilly SA - Pro	16,400	-2,241	14,159	8,817.39	.00	5,341.72	62.3%
94041103 512101 Reilly Principa	121,344	0	121,344	74,673.60	.00	46,670.40	61.5%
94041103 512102 Reilly Asst. Pr	105,000	0	105,000	67,137.20	.00	37,862.80	63.9%
94041103 512902 Reilly School C	43,079	0	43,079	31,808.62	.00	11,270.38	73.8%
94047103 512960 Reilly Custodia	142,575	0	142,575	110,968.06	.00	31,606.94	77.8%
<hr/> 050 SHAUGHNESSY SCHOOL							
95010103 512903 Shaughnessy Ele	1,230,184	0	1,230,184	721,077.19	.00	509,106.81	58.6%
95010103 512958 Shaughnessy Par	28,715	40,000	68,715	73,188.68	.00	-4,473.68	106.5%*
95010106 512903 Shaughnessy SPE	428,321	0	428,321	262,435.89	.00	165,885.11	61.3%
95010106 512958 Shaughnessy SPE	584,433	0	584,433	284,109.94	.00	300,323.06	48.6%
95010109 512903 Shaughnessy ELL	80,620	0	80,620	46,172.80	.00	34,447.20	57.3%
95010112 544400 Shaughnessy SA	27,440	0	27,440	19,836.21	7,603.14	.65	100.0%
95010124 541000 Shaughnessy SA	5,000	-4,000	1,000	.00	964.00	36.00	96.4%
95010803 512903 Shaughnessy Kin	294,882	0	294,882	170,677.82	.00	124,204.18	57.9%
95010903 512903 Shaughnessy Pre	86,150	0	86,150	49,115.84	.00	37,034.16	57.0%
95011003 512903 Shaughnessy Art	85,584	0	85,584	60,889.35	.00	24,694.65	71.1%
95012003 512903 Shaughnessy Mat	86,402	0	86,402	49,485.50	.00	36,916.50	57.3%
95012603 512903 Shaughnessy Phy	79,400	0	79,400	45,474.66	.00	33,925.34	57.3%
95012803 512903 Shaughnessy Mus	84,682	0	84,682	47,744.16	.00	36,937.84	56.4%
95012903 512903 Shaughnessy Rea	60,928	0	60,928	34,895.50	.00	26,032.50	57.3%
95037050 530002 Shaughnessy SA	5,000	4,000	9,000	3,019.00	.00	5,981.00	33.5%
95041103 512101 Shaughnessy Pri	125,792	0	125,792	70,952.04	.00	54,839.96	56.4%
95041103 512102 Shaughnessy Ass	113,262	0	113,262	69,268.70	.00	43,993.30	61.2%
95041103 512902 Shaughnessy Sch	43,542	0	43,542	32,150.46	.00	11,391.54	73.8%
95041112 512111 STUDENT BODY AC	5,134	-3,262	1,872	.00	1,866.26	5.69	99.7%
95047103 512960 Shaughnessy Cus	147,143	0	147,143	114,279.72	.00	32,863.28	77.7%
99310451 512135 Social Workers	1,061,435	-178,155	883,280	389,321.58	.00	493,958.42	44.1%
<hr/> 054 VARNUM SCHOOL							
95410106 512903 LDS SPED Teache	596,484	0	596,484	336,412.04	.00	260,071.96	56.4%
95410106 512958 LDS SPED Parapr	653,877	0	653,877	487,204.93	.00	166,672.07	74.5%
95410112 544400 LDS SA General	13,500	-8,500	5,000	1,426.31	3,573.37	.32	100.0%
95437054 530002 LDS SA - Prof.	0	8,500	8,500	445.00	.00	8,055.00	5.2%
95441103 512101 LDS Principal	112,283	0	112,283	66,489.94	.00	45,793.06	59.2%
95441103 512902 LDS School Cler	43,542	0	43,542	32,166.56	.00	11,375.44	73.9%
95441112 512111 LDS Student Act	299	0	299	.00	298.59	.38	99.9%




FOR 2019 09

	ORIGINAL APPROP	TRANFRS/ ADJSTMTS	REVISED BUDGET	YTD EXPENDED	ENCUMBRANCES	AVAILABLE BUDGET	PCT USED
055 WASHINGTON SCHOOL							
95510103 512903 Washington Elem	589,300	0	589,300	338,278.44	.00	251,021.56	57.4%
95510103 512958 Washington Para	128,903	0	128,903	73,829.30	.00	55,073.70	57.3%
95510106 512903 Washington SPED	356,771	58,946	415,717	267,037.86	.00	148,678.80	64.2%
95510106 512958 Washington SPED	269,872	0	269,872	194,537.69	.00	75,334.31	72.1%
95510112 544400 Washington SA -	16,000	0	16,000	13,179.53	2,816.40	4.07	100.0%
95510803 512903 Washington Kind	158,790	0	158,790	92,467.12	.00	66,322.88	58.2%
95510903 512903 Washington Pre-	79,400	0	79,400	45,474.66	.00	33,925.34	57.3%
95511003 512903 Washington Art	90,340	0	90,340	51,740.30	.00	38,599.70	57.3%
95512003 512903 Washington Math	77,649	-77,649	0	.00	.00	.00	.0%
95512603 512903 Washington Phys	82,949	0	82,949	46,609.26	.00	36,339.74	56.2%
95512803 512903 Washington Musi	78,071	0	78,071	44,714.22	.00	33,356.78	57.3%
95512903 512903 Washington Read	86,402	0	86,402	49,485.50	.00	36,916.50	57.3%
95537055 530002 Washington SA -	4,080	0	4,080	1,060.00	310.00	2,710.00	33.6%
95541103 512101 Washington Prin	126,035	0	126,035	77,559.36	.00	48,475.64	61.5%
95541103 512902 Washington Scho	44,004	0	44,004	33,064.89	.00	10,939.11	75.1%
95541112 512111 STUDENT BODY AC	2,753	-1,749	1,004	989.15	12.00	2.83	99.7%
95547103 512960 Washington Cust	96,164	0	96,164	72,793.89	.00	23,370.11	75.7%
060 STOKLOSA MIDDLE SCHOOL							
96010104 512958 Stoklosa Parapr	204,542	0	204,542	57,682.85	.00	146,859.15	28.2%
96010105 512111 Stoklosa - Stud	7,372	-4,684	2,688	1,031.86	1,656.00	.07	100.0%
96010112 544400 Stoklosa SA - G	33,264	-5,000	28,264	25,199.61	3,064.14	.25	100.0%
96010124 541000 Stoklosa SA - T	9,072	0	9,072	6,761.17	2,310.27	.56	100.0%
96010603 512903 Stoklosa Middle	930,658	0	930,658	407,648.57	.00	523,009.43	43.8%
96010606 512903 Stoklosa SPED T	544,366	0	544,366	327,530.81	.00	216,835.19	60.2%
96010606 512958 Stoklosa SPED P	66,764	0	66,764	91,295.78	.00	-24,531.78	136.7%*
96010609 512903 Stoklosa ELL Te	202,786	0	202,786	85,508.70	.00	117,277.30	42.2%
96011004 512903 Stoklosa Art Te	158,691	0	158,691	90,887.02	.00	67,803.98	57.3%
96011503 512903 Stoklosa Englis	633,559	0	633,559	409,795.52	.00	223,763.48	64.7%
96012003 512903 Stoklosa Math T	620,048	0	620,048	382,982.68	.00	237,065.32	61.8%
96012606 512903 Stoklosa Phys.	218,451	0	218,451	125,283.12	.00	93,167.88	57.4%
96012806 512903 Stoklosa Music	166,555	0	166,555	95,391.52	.00	71,163.48	57.3%
96013006 512903 Stoklosa Scienc	381,300	0	381,300	149,654.60	.00	231,645.40	39.2%
96013106 512903 Stoklosa Social	143,657	0	143,657	99,264.22	.00	44,392.78	69.1%
96035003 512105 Stoklosa Guidan	88,860	0	88,860	52,618.72	.00	36,241.28	59.2%
96041103 512102 Stoklosa Asst.	116,233	0	116,233	71,084.76	.00	45,148.24	61.2%
96041109 512101 Stoklosa Princi	117,991	0	117,991	72,430.08	.00	45,560.92	61.4%
96041109 512902 Stoklosa School	39,198	0	39,198	29,654.46	.00	9,543.54	75.7%




FOR 2019 09

	ORIGINAL APPROP	TRANFRS/ ADJSTMTS	REVISED BUDGET	YTD EXPENDED	ENCUMBRANCES	AVAILABLE BUDGET	PCT USED
<u>96047103 512960 Stoklosa Custod</u>	191,985	0	191,985	145,678.97	.00	46,306.03	75.9%
070 MCDONOUGH CITY SCHOOL							
<u>96037070 530002 Stoklosa SA - P</u>	18,144	5,000	23,144	13,503.00	538.00	9,103.00	60.7%
075 MCAULIFFE SCHOOL							
<u>97510103 512903 McAuliffe Eleme</u>	1,096,082	0	1,096,082	684,051.31	.00	412,030.69	62.4%
<u>97510103 512958 McAuliffe Parap</u>	221,250	0	221,250	146,055.19	.00	75,194.81	66.0%
<u>97510104 512111 McAuliffe - Stu</u>	5,331	-1,100	4,231	782.00	3,449.42	.00	100.0%
<u>97510106 512903 McAuliffe SPED</u>	408,174	58,946	467,120	319,817.76	.00	147,301.91	68.5%
<u>97510106 512958 McAuliffe SPED</u>	126,132	0	126,132	86,283.72	.00	39,848.28	68.4%
<u>97510109 512903 McAuliffe TBE T</u>	74,234	0	74,234	42,515.98	.00	31,718.02	57.3%
<u>97510112 544400 McAuliffe SA -</u>	23,000	-1,187	21,813	15,579.25	6,225.06	8.22	100.0%
<u>97510803 512903 McAuliffe Kinde</u>	333,443	0	333,443	193,228.78	.00	140,214.22	57.9%
<u>97510903 512903 McAuliffe Pre-S</u>	164,394	0	164,394	94,601.00	.00	69,793.00	57.5%
<u>97511003 512903 McAuliffe Art T</u>	83,277	0	83,277	47,938.50	.00	35,338.50	57.6%
<u>97512003 512903 McAuliffe Math</u>	85,247	0	85,247	50,613.20	.00	34,633.80	59.4%
<u>97512603 512903 McAuliffe Phys.</u>	78,071	0	78,071	44,714.22	.00	33,356.78	57.3%
<u>97512803 512903 McAuliffe Music</u>	60,000	0	60,000	38,558.36	.00	21,441.64	64.3%
<u>97512903 512903 McAuliffe Readi</u>	60,000	0	60,000	46,172.80	.00	13,827.20	77.0%
<u>97537075 530002 McAuliffe SA -</u>	15,880	-1,100	14,780	9,217.50	1,151.03	4,411.47	70.2%
<u>97541103 512101 McAuliffe Princ</u>	112,867	0	112,867	68,769.28	.00	44,097.72	60.9%
<u>97541103 512102 McAuliffe Asst.</u>	113,262	0	113,262	69,268.70	.00	43,993.30	61.2%
<u>97541103 512902 McAuliffe Schoo</u>	44,004	0	44,004	32,508.00	.00	11,496.00	73.9%
<u>97547103 512960 McAuliffe Custo</u>	145,247	0	145,247	105,099.75	.00	40,147.25	72.4%
080 MURKLAND SCHOOL							
<u>98010103 512903 Murkland Elemen</u>	1,158,578	0	1,158,578	706,925.76	.00	451,652.24	61.0%
<u>98010103 512958 Murkland Parapr</u>	380,995	0	380,995	220,687.33	.00	160,307.67	57.9%
<u>98010106 512903 Murkland SPED T</u>	543,183	0	543,183	336,890.51	.00	206,292.49	62.0%
<u>98010106 512958 Murkland SPED P</u>	199,577	-23,355	176,222	113,763.08	.00	62,458.74	64.6%
<u>98010109 512903 Murkland ELL Te</u>	83,776	0	83,776	47,981.50	.00	35,794.50	57.3%
<u>98010112 544400 Murkland SA - G</u>	30,000	-8,513	21,487	16,401.58	4,721.83	363.66	98.3%
<u>98010803 512903 Murkland Kinder</u>	359,997	0	359,997	218,120.40	.00	141,876.60	60.6%
<u>98010903 512903 Murkland Pre-Sc</u>	164,394	0	164,394	48,428.20	.00	115,965.80	29.5%
<u>98011003 512903 Murkland Art Te</u>	74,234	0	74,234	42,515.98	.00	31,718.02	57.3%
<u>98012003 512903 Murkland Math T</u>	83,277	0	83,277	47,695.74	.00	35,581.26	57.3%
<u>98012603 512903 Murkland Phys.</u>	62,950	0	62,950	36,393.08	.00	26,556.92	57.8%



FOR 2019 09

	ORIGINAL APPROP	TRANFRS/ ADJSTMTS	REVISED BUDGET	YTD EXPENDED	ENCUMBRANCES	AVAILABLE BUDGET	PCT USED
98012803 512903 Murkland Music	87,322	0	87,322	49,562.80	.00	37,759.20	56.8%
98012903 512903 Murkland Readin	172,236	0	172,236	47,695.74	.00	124,540.26	27.7%
98013004 512111 Murkland - Stud	5,529	0	5,529	1,130.14	3,097.81	1,300.93	76.5%
98037080 530002 Murkland SA - P	10,320	5,000	15,320	12,555.00	.00	2,765.00	82.0%
98041103 512101 Murkland Princi	112,867	0	112,867	68,769.28	.00	44,097.72	60.9%
98041103 512102 Murkland Asst.	116,722	0	116,722	71,383.82	.00	45,338.18	61.2%
98041103 512902 Murkland School	43,079	0	43,079	31,230.40	.00	11,848.60	72.5%
98047103 512960 Murkland Custod	140,203	0	140,203	105,861.62	.00	34,341.38	75.5%
<hr/> 305 BARTLETT SCHOOL <hr/>							
98310103 512903 Bartlett Elemen	653,449	0	653,449	331,795.74	.00	321,653.26	50.8%
98310103 512958 Bartlett Parapr	202,186	0	202,186	162,460.79	.00	39,725.21	80.4%
98310603 512903 Bartlett Middle	598,676	0	598,676	278,112.22	.00	320,563.78	46.5%
98310606 512903 Bartlett SPED T	703,832	0	703,832	417,379.08	.00	286,452.92	59.3%
98310606 512958 Bartlett SPED P	317,586	0	317,586	168,752.25	.00	148,833.75	53.1%
98310609 512903 Bartlett ELL Te	88,959	0	88,959	.00	.00	88,959.00	.0%
98310612 544400 Bartlett SA - G	25,435	0	25,435	18,512.43	6,859.81	62.76	99.8%
98310624 541000 Bartlett SA - T	10,000	0	10,000	6,904.87	3,063.21	31.92	99.7%
98310803 512903 Bartlett Kinder	177,767	0	177,767	115,566.50	.00	62,200.50	65.0%
98310903 512903 Bartlett Pre-Sc	156,546	0	156,546	49,115.84	.00	107,430.16	31.4%
98311003 512903 Bartlett Art Te	77,431	0	77,431	44,347.56	.00	33,083.44	57.3%
98311203 512903 Bartlett Comput	81,806	0	81,806	46,852.90	.00	34,953.10	57.3%
98311503 512903 Bartlett Englis	132,103	0	132,103	75,659.60	.00	56,443.40	57.3%
98312003 512903 Bartlett Math T	88,372	0	88,372	134,725.43	.00	-46,353.43	152.5%*
98312603 512903 Bartlett Phys.	80,620	0	80,620	46,172.80	.00	34,447.20	57.3%
98312803 512903 Bartlett Music	79,838	0	79,838	45,725.80	.00	34,112.20	57.3%
98312903 512903 Bartlett Readin	80,620	0	80,620	46,172.80	.00	34,447.20	57.3%
98313003 512903 Bartlett Scienc	67,325	0	67,325	38,558.36	.00	28,766.64	57.3%
98313103 512903 Bartlett Social	59,881	0	59,881	36,800.78	.00	23,080.22	61.5%
98335003 512105 Bartlett Guidan	87,309	0	87,309	52,362.85	.00	34,946.15	60.0%
98337030 530002 Bartlett SA - P	8,000	0	8,000	6,793.45	.00	1,206.55	84.9%
98341103 512101 Bartlett Princi	125,191	0	125,191	76,849.60	.00	48,341.40	61.4%
98341103 512102 Bartlett Asst.	106,538	0	106,538	65,156.06	.00	41,381.94	61.2%
98341103 512902 Bartlett School	43,079	0	43,079	31,776.55	.00	11,302.45	73.8%
98341112 512111 STUDENT BODY AC	5,606	-3,562	2,044	1,267.49	776.12	.36	100.0%
98347103 512960 Bartlett Custod	186,889	0	186,889	114,664.03	.00	72,224.97	61.4%
<hr/> 310 BUTLER SCHOOL <hr/>							
98410603 512903 Butler Middle S	607,684	0	607,684	350,649.80	.00	257,034.20	57.7%
98410603 512958 Butler Paraprof	199,190	0	199,190	125,962.54	.00	73,227.46	63.2%




FOR 2019 09

	ORIGINAL APPROP	TRANFRS/ADJSTMTS	REVISED BUDGET	YTD EXPENDED	ENCUMBRANCES	AVAILABLE BUDGET	PCT USED
98410604 541500 BASIC TEXT	625	0	625	.00	.00	625.00	.0%
98410606 512903 Butler SPED Tea	638,898	0	638,898	407,217.98	.00	231,680.02	63.7%
98410606 512958 Butler SPED Par	88,785	0	88,785	22,189.50	.00	66,595.50	25.0%
98410609 512903 Butler ELL Teac	320,409	0	320,409	167,466.84	.00	152,942.16	52.3%
98410612 544400 Butler SA - Gen	24,790	1,300	26,090	19,918.99	4,764.80	1,406.21	94.6%
98410624 541000 Butler SA - Tec	9,000	0	9,000	.00	9,000.00	.00	100.0%
98411003 512903 Butler Art Teac	74,234	0	74,234	42,515.98	.00	31,718.02	57.3%
98411503 512903 Butler English	256,623	0	256,623	193,703.12	.00	62,919.88	75.5%
98412003 512903 Butler Math Tea	488,659	0	488,659	299,960.57	.00	188,698.43	61.4%
98412603 512903 Butler Phys. Ed	149,131	0	149,131	96,820.55	.00	52,310.45	64.9%
98412803 512903 Butler Music Te	166,362	0	166,362	101,485.62	.00	64,876.38	61.0%
98413003 512903 Butler Science	142,734	0	142,734	113,205.48	.00	29,528.52	79.3%
98413103 512903 Butler Social S	148,068	0	148,068	40,318.04	.00	107,749.96	27.2%
98435003 512105 Butler Guidance	84,981	0	84,981	50,322.28	.00	34,658.72	59.2%
98437031 530002 Butler SA - Pro	10,000	872	10,872	7,895.00	.00	2,977.04	72.6%
98441103 512101 Butler Principa	120,660	0	120,660	74,068.48	.00	46,591.52	61.4%
98441103 512102 Butler Asst. Pr	116,233	0	116,233	71,084.76	.00	45,148.24	61.2%
98441103 512902 Butler School C	40,379	0	40,379	30,632.26	.00	9,746.74	75.9%
98441106 530002 Butler Other Ex	4,000	-1,300	2,700	.00	2,700.00	.00	100.0%
98441112 512111 STUDENT BODY AC	5,825	-4,573	1,252	1,175.91	38.00	38.00	97.0%
98447103 512960 Butler Custodia	191,114	0	191,114	145,517.71	.00	45,596.29	76.1%


315 DALEY SCHOOL

98510603 512903 Daley Middle Sc	929,682	0	929,682	497,510.56	.00	432,171.44	53.5%
98510603 512958 Daley Paraprofe	175,576	0	175,576	100,561.12	.00	75,014.88	57.3%
98510606 512903 Daley SPED Teac	868,596	0	868,596	502,435.84	.00	366,160.16	57.8%
98510606 512958 Daley SPED Para	368,588	0	368,588	277,397.99	.00	91,190.01	75.3%
98510609 512903 Daley ELL Teach	169,803	0	169,803	97,251.64	.00	72,551.36	57.3%
98510612 544400 Daley SA - Gene	38,550	20	38,570	27,877.09	10,692.01	.83	100.0%
98510615 541600 Daley SA - Text	2,000	-2,000	0	.00	.00	.00	.0%
98510624 541000 Daley SA - Tech	2,000	-2,000	0	.00	.00	.00	.0%
98511003 512903 Daley Art Teac	80,620	0	80,620	46,172.80	.00	34,447.20	57.3%
98511203 512903 Daley Computer	82,589	0	82,589	47,301.10	.00	35,287.90	57.3%
98511503 512903 Daley English T	248,830	0	248,830	142,511.80	.00	106,318.20	57.3%
98511903 512903 Daley Tech. Ed.	84,556	0	84,556	48,428.20	.00	36,127.80	57.3%
98512003 512903 Daley Math Teac	475,267	0	475,267	284,628.49	.00	190,638.51	59.9%
98512603 512903 Daley Phys. Ed.	255,108	0	255,108	145,657.60	.00	109,450.40	57.1%
98512803 512903 Daley Music Tea	93,883	0	93,883	53,770.10	.00	40,112.90	57.3%
98513003 512903 Daley Science T	198,357	0	198,357	79,241.22	.00	119,115.78	39.9%
98513103 512903 Daley Social St	253,030	0	253,030	157,176.88	.00	95,853.12	62.1%
98535003 512105 Daley Guidance	92,212	0	92,212	54,603.85	.00	37,608.15	59.2%
98537031 530002 Daley SA - Prof	13,000	4,000	17,000	13,912.50	1,540.00	1,547.50	90.9%




FOR 2019 09

	ORIGINAL APPROP	TRANFRS/ ADJSTMTS	REVISED BUDGET	YTD EXPENDED	ENCUMBRANCES	AVAILABLE BUDGET	PCT USED
98541103 512101 Daley Principal	139,096	0	139,096	83,107.52	.00	55,988.48	59.7%
98541103 512102 Daley Asst. Pri	117,746	0	117,746	70,098.38	.00	47,647.62	59.5%
98541103 512902 Daley School Cl	44,004	0	44,004	33,064.90	.00	10,939.10	75.1%
98541106 530002 Daley Other Exp	7,000	0	7,000	.00	.00	7,000.00	.0%
98541112 512111 STUDENT BODY AC	7,624	-4,864	2,760	2,760.00	.00	.00	100.0%
98547103 512960 Daley Custodian	185,060	0	185,060	142,227.08	.00	42,832.92	76.9%
<hr/>							
330 ROBINSON SCHOOL							
98610603 512903 Robinson Middle	614,188	0	614,188	312,957.12	.00	301,230.88	51.0%
98610603 512958 Robinson Parapr	248,970	0	248,970	91,104.71	.00	157,865.29	36.6%
98610606 512903 Robinson SPED T	684,732	0	684,732	491,237.04	.00	193,494.96	71.7%
98610606 512958 Robinson SPED P	266,476	0	266,476	91,269.12	.00	175,206.88	34.3%
98610609 512903 Robinson ELL Te	321,188	0	321,188	232,124.63	.00	89,063.37	72.3%
98610612 544400 Robinson SA - G	35,000	0	35,000	14,985.68	19,931.10	83.22	99.8%
98610624 541000 Robinson SA - T	10,000	-3,000	7,000	436.00	6,564.00	.00	100.0%
98611003 512903 Robinson Art Te	79,838	0	79,838	29,486.54	.00	50,351.46	36.9%
98611203 512903 Robinson Comput	90,339	-90,339	0	.00	.00	.00	.0%
98611503 512903 Robinson Englis	777,301	0	777,301	351,137.65	.00	426,163.35	45.2%
98612003 512903 Robinson Math T	568,611	0	568,611	349,436.99	.00	219,174.01	61.5%
98612603 512903 Robinson Phys.	149,589	0	149,589	93,602.06	.00	55,986.94	62.6%
98612803 512903 Robinson Music	166,365	0	166,365	73,815.88	.00	92,549.12	44.4%
98613003 512903 Robinson Scienc	144,093	0	144,093	129,827.68	.00	14,265.32	90.1%
98613103 512903 Robinson Social	192,974	0	192,974	108,735.44	.00	84,238.56	56.3%
98635003 512105 Robinson Guidan	88,884	0	88,884	52,618.72	.00	36,265.28	59.2%
98637033 530002 Robinson SA - P	13,860	-1,558	12,302	1,750.10	1,511.57	9,039.89	26.5%
98641103 512101 Robinson Princi	120,000	0	120,000	73,846.08	.00	46,153.92	61.5%
98641103 512102 Robinson Asst.	116,590	0	116,590	67,261.20	.00	49,328.80	57.7%
98641103 512902 Robinson School	44,004	0	44,004	26,201.86	.00	17,802.14	59.5%
98641112 512111 STUDENT BODY AC	7,174	0	7,174	184.06	6,989.59	.73	100.0%
98647103 512960 Robinson Custod	185,804	0	185,804	139,939.54	.00	45,864.46	75.3%
<hr/>							
335 ROGERS SCHOOL							
98710603 512301 Rogers SA - Tut	0	4,500	4,500	690.00	.00	3,810.00	15.3%
98710603 512903 Rogers Middle S	626,446	0	626,446	349,306.17	.00	277,139.83	55.8%
98710603 512958 Rogers Paraprof	514,134	-153,125	361,009	171,257.31	.00	189,751.48	47.4%
98710605 512111 STUDENT BODY AC	8,568	0	8,568	2,314.18	6,252.60	.79	100.0%
98710606 512903 Rogers SPED Tea	807,950	-161,139	646,811	354,139.04	.00	292,672.25	54.8%
98710606 512958 Rogers SPED Par	370,019	0	370,019	154,196.65	.00	215,822.35	41.7%
98710609 512903 Rogers ELL Teac	191,207	0	191,207	154,221.92	.00	36,985.08	80.7%
98710612 544400 Rogers SA - Gen	50,000	-2,444	47,556	38,858.57	8,684.32	13.46	100.0%




FOR 2019 09

	ORIGINAL APPROP	TRANFRS/ ADJSTMTS	REVISED BUDGET	YTD EXPENDED	ENCUMBRANCES	AVAILABLE BUDGET	PCT USED
98710617 512903 Rogers Pre-Scho	184,331	-184,331	0	.00	.00	.00	.0%
98710619 512903 Rogers Elementa	1,184,549	-94,302	1,090,247	778,095.76	.00	312,150.95	71.4%
98710620 512903 Rogers Kinderga	310,161	-80,618	229,543	147,644.87	.00	81,897.93	64.3%
98711003 512903 Rogers Art Teac	78,071	0	78,071	69,567.57	.00	8,503.43	89.1%
98711203 512903 Rogers Computer	0	90,339	90,339	64,272.81	.00	26,066.19	71.1%
98712003 512903 Rogers Math Tea	70,819	0	70,819	71,488.72	.00	-669.72	100.9%*
98712603 512903 Rogers Phys. Ed	174,519	0	174,519	112,983.67	.00	61,535.33	64.7%
98712803 512903 Rogers Music Te	90,340	0	90,340	51,740.30	.00	38,599.70	57.3%
98713003 512903 Rogers Science	82,589	0	82,589	48,823.44	.00	33,765.56	59.1%
98713103 512903 Rogers Social S	49,626	0	49,626	28,422.00	.00	21,204.00	57.3%
98735003 512105 Rogers Guidance	84,219	0	84,219	59,089.51	.00	25,129.49	70.2%
98737033 530002 Rogers SA - Pro	16,385	-7,500	8,885	2,394.00	1,259.64	5,231.36	41.1%
98741103 512101 Rogers Principa	131,863	0	131,863	87,735.60	.00	44,127.40	66.5%
98741103 512102 Rogers Asst. Pr	224,716	0	224,716	139,986.70	.00	84,729.30	62.3%
98741103 512902 Rogers School C	43,079	0	43,079	31,776.76	.00	11,302.24	73.8%
98747103 512960 Rogers Custodia	187,702	0	187,702	146,911.44	.00	40,790.56	78.3%
<hr/>							
340 SULLIVAN SCHOOL							
98810603 512903 Sullivan Middle	616,463	0	616,463	422,225.19	.00	194,237.81	68.5%
98810603 512958 Sullivan Parapr	212,938	0	212,938	95,642.64	.00	117,295.36	44.9%
98810606 512903 Sullivan SPED T	773,618	0	773,618	310,631.89	.00	462,986.11	40.2%
98810606 512958 Sullivan SPED P	283,972	0	283,972	136,253.13	.00	147,718.87	48.0%
98810609 512903 Sullivan ELL Te	245,785	0	245,785	119,645.60	.00	126,139.40	48.7%
98810612 544400 Sullivan SA - G	20,000	8,812	28,812	18,444.98	9,699.90	666.94	97.7%
98810624 541000 Sullivan SA - T	10,000	-8,812	1,188	541.43	646.75	.00	100.0%
98811003 512903 Sullivan Art Te	168,311	0	168,311	96,172.06	.00	72,138.94	57.1%
98811503 512903 Sullivan Englis	487,444	0	487,444	247,512.82	.00	239,931.18	50.8%
98811903 512903 Sullivan Tech.	60,928	0	60,928	.00	.00	60,928.00	.0%
98812003 512903 Sullivan Math T	361,068	0	361,068	103,016.80	.00	258,051.20	28.5%
98812603 512903 Sullivan Phys.	172,462	0	172,462	98,774.58	.00	73,687.42	57.3%
98812803 512903 Sullivan Music	66,020	0	66,020	37,812.96	.00	28,207.04	57.3%
98813003 512903 Sullivan Scienc	145,858	0	145,858	118,481.82	.00	27,376.18	81.2%
98813103 512903 Sullivan Social	155,320	0	155,320	79,356.44	.00	75,963.56	51.1%
98835003 512105 Sullivan Guidan	94,103	0	94,103	55,724.38	.00	38,378.62	59.2%
98837034 530002 Sullivan SA - P	14,190	0	14,190	11,335.10	.00	2,854.90	79.9%
98841103 512101 Sullivan Princi	128,775	0	128,775	78,462.31	.00	50,312.69	60.9%
98841103 512102 Sullivan Asst.	117,746	0	117,746	72,010.48	.00	45,735.52	61.2%
98841103 512902 Sullivan School	43,079	0	43,079	17,767.50	.00	25,311.50	41.2%
98841112 512111 STUDENT BODY AC	5,386	-3,422	1,964	59.81	1,898.62	5.52	99.7%
98847103 512960 Sullivan Custod	190,711	0	190,711	131,723.75	.00	58,987.25	69.1%
<hr/>							
345 WANG SCHOOL							
98910603 512903 Wang Middle Sch	1,255,912	0	1,255,912	563,965.26	.00	691,946.74	44.9%




FOR 2019 09

	ORIGINAL APPROP	TRANFRS/ ADJSTMTS	REVISED BUDGET	YTD EXPENDED	ENCUMBRANCES	AVAILABLE BUDGET	PCT USED
98910603 512958 Wang Paraprofes	87,369	0	87,369	62,891.89	.00	24,477.11	72.0%
98910606 512903 Wang SPED Teach	681,445	0	681,445	392,592.54	.00	288,852.46	57.6%
98910606 512958 Wang SPED Parap	131,193	0	131,193	48,854.58	.00	82,338.42	37.2%
98910609 512903 Wang ELL Teache	322,888	0	322,888	188,241.24	.00	134,646.76	58.3%
98910612 544400 Wang SA - Gener	36,920	0	36,920	35,193.69	470.66	1,255.65	96.6%
98910624 541000 Wang SA - Techn	10,000	0	10,000	10,000.00	.00	.00	100.0%
98911003 512903 Wang Art Teache	116,951	0	116,951	62,242.62	.00	54,708.38	53.2%
98911503 512903 Wang English Te	387,288	0	387,288	174,506.72	.00	212,781.28	45.1%
98912003 512903 Wang Math Teach	397,960	0	397,960	272,610.90	.00	125,349.10	68.5%
98912603 512903 Wang Phys. Ed.	215,955	0	215,955	135,189.69	.00	80,765.31	62.6%
98912803 512903 Wang Music Teac	165,480	0	165,480	92,945.61	.00	72,534.39	56.2%
98913003 512903 Wang Science Te	213,456	0	213,456	119,603.18	.00	93,852.82	56.0%
98913103 512903 Wang Social Stu	226,225	0	226,225	125,374.70	.00	100,850.30	55.4%
98935003 512105 Wang Guidance C	84,219	0	84,219	49,870.71	.00	34,348.29	59.2%
98937034 530002 Wang SA - Prof.	15,000	0	15,000	15,707.65	.00	-707.65	104.7%*
98941103 512101 Wang Principal	138,742	0	138,742	85,380.16	.00	53,361.84	61.5%
98941103 512102 Wang Asst. Prin	113,105	0	113,105	66,822.15	.00	46,282.85	59.1%
98941103 512902 Wang School Cle	43,079	0	43,079	31,792.68	.00	11,286.32	73.8%
98941104 541500 BASIC TEXT	625	0	625	207.56	417.27	.17	100.0%
98941112 512111 STUDENT BODY AC	7,547	-4,795	2,752	2,751.75	.00	.18	100.0%
98947103 512960 Wang Custodian	190,142	0	190,142	145,196.98	.00	44,945.02	76.4%
<hr/>							
505 LOWELL HIGH SCHOOL							
99010706 512106 LHS Headmaster	145,670	0	145,670	105,688.02	.00	39,981.98	72.6%
99010706 512108 LHS Housemaster	468,671	0	468,671	286,627.04	.00	182,043.96	61.2%
99010707 512914 LHS Discipline	103,352	0	103,352	74,886.22	.00	28,465.78	72.5%
99010708 512112 LHS - Coord. of	120,597	0	120,597	88,372.31	.00	32,224.69	73.3%
99010709 512903 LHS R.O.T.C. Te	248,029	0	248,029	177,463.00	.00	70,566.00	71.5%
99010712 512903 LHS SPED Teache	2,483,420	0	2,483,420	1,281,121.12	.00	1,202,298.88	51.6%
99010712 512958 LHS SPED Parapr	702,853	0	702,853	420,509.08	.00	282,343.92	59.8%
99010718 524006 LHS SA - Rental	0	18,000	18,000	18,000.00	.00	.00	100.0%
99010718 544400 LHS SA - Genera	196,972	-31,991	164,981	121,165.87	39,524.01	4,291.46	97.4%
99010719 512903 LHS ELL Teacher	1,189,531	0	1,189,531	727,591.40	.00	461,939.60	61.2%
99011003 512109 LHS Academic Ch	119,076	0	119,076	72,824.10	.00	46,251.90	61.2%
99011006 512903 LHS Art Teacher	336,045	0	336,045	179,980.64	.00	156,064.36	53.6%
99011207 512917 LHS Computer Re	64,695	0	64,695	46,808.78	.00	17,886.22	72.4%
99011503 512109 LHS Academic Ch	113,721	0	113,721	69,549.46	.00	44,171.54	61.2%
99011506 512903 LHS English Tea	1,952,501	0	1,952,501	1,269,061.68	.00	683,439.32	65.0%
99011603 512109 LHS Academic Ch	111,831	0	111,831	68,393.14	.00	43,437.86	61.2%
99011606 512903 LHS Foreign Lan	1,388,479	0	1,388,479	805,232.18	.00	583,246.82	58.0%
99012003 512109 LHS Academic Ch	106,928	0	106,928	77,476.72	.00	29,451.28	72.5%
99012006 512903 LHS Math Teache	2,030,158	0	2,030,158	1,242,186.73	.00	787,971.27	61.2%




FOR 2019 09

	ORIGINAL APPROP	TRANFRS/ ADJSTMTS	REVISED BUDGET	YTD EXPENDED	ENCUMBRANCES	AVAILABLE BUDGET	PCT USED
99012603 512109 LHS Academic Ch	58,835	0	58,835	.00	.00	58,835.00	.0%
99012606 512903 LHS Phys. Ed. T	1,173,954	0	1,173,954	765,663.40	.00	408,290.60	65.2%
99012706 512903 LHS Business Te	413,319	0	413,319	193,946.64	.00	219,372.36	46.9%
99012806 512110 Instrumental Ba	7,500	0	7,500	7,500.00	.00	.00	100.0%
99012806 512903 LHS Music Teach	134,996	0	134,996	91,031.12	.00	43,964.88	67.4%
99013003 512109 LHS Academic Ch	113,721	0	113,721	69,549.46	.00	44,171.54	61.2%
99013006 512903 LHS Science Tea	1,933,947	0	1,933,947	1,072,353.47	.00	861,593.53	55.4%
99013103 512109 LHS Academic Ch	110,675	0	110,675	67,685.54	.00	42,989.46	61.2%
99013106 512903 LHS Social Stud	1,959,430	0	1,959,430	1,135,729.20	.00	823,700.80	58.0%
99013203 512903 LHS Culinary Ar	197,075	0	197,075	114,396.64	.00	82,678.36	58.0%
99013403 512903 LHS Dance Teach	198,461	0	198,461	125,033.05	.00	73,427.95	63.0%
99020103 512109 LHS Academic Ch	104,600	0	104,600	63,971.46	.00	40,628.54	61.2%
99028004 512903 LHS In-House Su	95,032	0	95,032	69,964.04	.00	25,067.96	73.6%
99028005 541500 BASIC TEXT	2,500	2,347	4,847	2,347.31	.00	2,500.00	48.4%
99028104 512135 LHS Social Work	0	360,795	360,795	228,017.29	.00	132,777.71	63.2%
99030306 512112 LHS Student Sup	97,821	0	97,821	66,049.78	.00	31,771.22	67.5%
99030306 512968 LHS Freshman Ac	112,308	0	112,308	69,347.38	.00	42,960.62	61.7%
99030502 512111 LHS Student Act	144,951	0	144,951	91,242.98	.00	53,708.02	62.9%
99030502 512122 LHS Student Act	79,838	0	79,838	45,725.80	.00	34,112.20	57.3%
99030502 524004 LHS Athletics -	10,000	0	10,000	.00	.00	10,000.00	.0%
99030502 524006 LHS Athletics -	30,000	0	30,000	17,500.00	5,000.00	7,500.00	75.0%
99030504 544400 LHS Student Act	34,000	0	34,000	15,574.87	6,585.63	11,839.50	65.2%
99030506 512111 LHS Student Act	0	0	0	995.00	.00	-995.00	100.0%*
99030510 541000 LHS SA - Techno	50,000	0	50,000	46,771.88	.00	3,228.12	93.5%
99031003 512113 LHS Coaches - I	455,522	12,500	468,022	321,526.43	.00	146,495.57	68.7%
99031003 512114 LHS Coaches - I	66,000	-3,100	62,900	50,736.70	3,296.00	8,867.30	85.9%
99031003 512115 LHS Administrat	58,835	0	58,835	85,577.88	.00	-26,742.88	145.5%*
99031005 530000 LHS Athletics -	83,500	5,500	89,000	62,300.00	26,700.00	.00	100.0%
99031006 530002 LHS Athletics -	31,826	27,132	58,958	47,435.53	10,000.00	1,522.13	97.4%
99031009 544400 LHS Athletics -	134,112	-16,904	117,208	106,458.71	10,748.00	1.27	100.0%
99031012 577615 LHS Athletics -	130,000	-15,000	115,000	85,375.42	29,624.58	.00	100.0%
99032003 512903 LHS Video Produ	0	25,880	25,880	7,733.55	.00	18,146.45	29.9%
99032006 512967 LHS Video Produ	0	0	0	2,828.00	.00	-2,828.00	100.0%*
99035003 512105 LHS Guidance Co	1,090,964	85,000	1,175,964	776,592.52	.00	399,371.48	66.0%
99035006 512902 LHS Guidance Cl	220,969	0	220,969	162,272.51	.00	58,696.49	73.4%
99035009 544400 LHS Guidance -	1,000	0	1,000	991.81	8.19	.00	100.0%
99036003 512103 LHS Library Med	89,558	0	89,558	51,292.40	.00	38,265.60	57.3%
99037006 512903 LHS Lead Teache	25,200	-12,600	12,600	8,400.00	.00	4,200.00	66.7%
99037050 530002 LHS SA - Prof.	35,000	10,000	45,000	22,125.16	.00	22,874.84	49.2%
99041006 512207 LHS Bursar/Fin.	48,225	0	48,225	34,892.35	.00	13,332.65	72.4%
99041103 512902 LHS School Cler	469,228	80,000	549,228	336,128.88	.00	213,099.12	61.2%
99041104 530002 LHS Schl Alloc	18,000	0	18,000	.00	.00	18,000.00	.0%
99041205 512970 LHS Student Dat	81,811	0	81,811	59,192.60	.00	22,618.40	72.4%
99041403 512915 LHS Security Gu	301,026	50,000	351,026	273,478.72	.00	77,547.28	77.9%



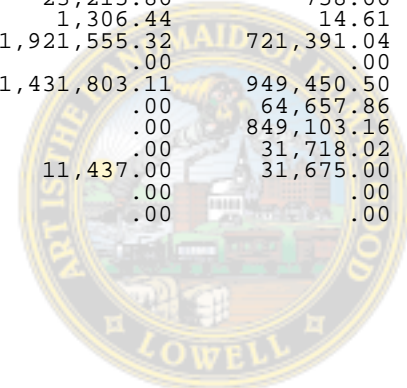
FOR 2019 09

	ORIGINAL APPROP	TRANFRS/ ADJSTMTS	REVISED BUDGET	YTD EXPENDED	ENCUMBRANCES	AVAILABLE BUDGET	PCT USED
99047103 512960 LHS Custodian	67,732	306,692	374,424	609,839.32	.00	-235,415.32	162.9%*
99047103 513000 SW OVERTIME	0	0	0	3,889.43	.00	-3,889.43	100.0%*
99310301 512907 Sick Leave Buy	700,000	107,042	807,042	719,569.66	.00	87,471.86	89.2%
99310301 514800 Longevity - Sys	10,000	0	10,000	19,991.01	.00	-9,991.01	199.9%*
99328102 570703 Dual Enrollment	45,000	0	45,000	.00	45,000.00	.00	100.0%
705 MCHUGH/BRADY ALTERNATIVE SCH							
99210603 512903 PROF STAFF/ TEA	74,234	0	74,234	42,515.98	.00	31,718.02	57.3%
99210606 512958 PARA-PROFESSION	0	0	0	13,515.86	.00	-13,515.86	100.0%*
99210609 512110 SCHOOLCOORDINAT	117,205	0	117,205	70,704.96	.00	46,500.04	60.3%
99210612 544400 Brady - General	13,200	0	13,200	8,791.65	4,425.40	-17.05	100.1%*
99211503 512903 McHugh English	0	0	0	78,577.06	.00	-78,577.06	100.0%*
99212003 512903 McHugh Math Tea	70,764	0	70,764	50,345.64	.00	20,418.36	71.1%
99213003 512903 McHugh Science	0	0	0	40,318.04	.00	-40,318.04	100.0%*
99213103 512903 McHugh Social S	57,861	0	57,861	33,139.72	.00	24,721.28	57.3%
99228103 512135 SOCIAL WORKER	55,774	31,823	87,597	113,331.51	.00	-25,734.51	129.4%*
99237070 512903 SW PROF STAFF/C	32,351	0	32,351	22,309.18	.00	10,041.82	69.0%
99241103 512102 ASST PRINCIPAL	87,597	-87,597	0	.00	.00	.00	.0%
99241103 512902 NONINSTRUCT/SEC	58,711	0	58,711	33,207.60	.00	25,503.40	56.6%
99241106 512111 STUDENT BODY AC	288	0	288	.00	268.00	19.56	93.2%
99247103 512960 Riverside Custo	45,939	0	45,939	34,719.32	.00	11,219.68	75.6%
706 MCHUGH/RIVERSIDE ALTERN SCH							
99228104 530002 Riverside Contr	300	0	300	.00	.00	300.00	.0%
805 SYSTEMWIDE SCHOOLS							
99010006 577724 Testing & Evalu	1,000	0	1,000	.00	.00	1,000.00	.0%
99300003 577771 School Committe	105,000	-105,000	0	.00	.00	.00	.0%
99300004 512110 Coordinator of	112,319	0	112,319	86,725.63	.00	25,593.37	77.2%
99305120 544400 Supplies - Math	8,000	1,323	9,323	3,974.44	5,348.11	.00	100.0%
99310004 544400 Supplies & Text	400,000	1,369	401,369	55,216.44	175,523.58	170,629.15	57.5%
99310006 575268 Modular Classro	282,672	-11,509	271,163	224,050.83	47,112.00	.00	100.0%
99310008 512918 Teacher Acad. M	30,600	-16,400	14,200	10,200.00	.00	4,000.00	71.8%
99310008 512963 Teacher Acad. M	145,000	-134,674	10,326	.00	.00	10,326.00	.0%
99310008 518300 Teacher Acad. I	65,000	10,450	75,450	34,500.00	.00	40,950.00	45.7%
99310008 571801 Teacher Acad. I	75,000	31,000	106,000	98,400.00	.00	7,600.00	92.8%
99310103 512401 Day-to-Day Subs	1,200,000	-50,000	1,150,000	926,651.25	.00	223,348.75	80.6%
99310103 512402 Long Term Subst	1,000,000	-100,000	900,000	486,410.72	.00	413,589.28	54.0%




FOR 2019 09

	ORIGINAL APPROP	TRANFRS/ ADJSTMTS	REVISED BUDGET	YTD EXPENDED	ENCUMBRANCES	AVAILABLE BUDGET	PCT USED
99310103 514800 Longevity - Sys	0	0	0	136.94	.00	-136.94	100.0%*
99310303 530103 Pre-Employment	30,000	-225	29,775	23,975.00	5,025.00	775.29	97.4%
99310305 512903 STEM Resource T	49,124	-49,124	0	.00	.00	.00	.0%
99310305 512963 STIPENDS- OTHER	75,600	-37,800	37,800	37,800.00	.00	.00	100.0%
99310306 512903 SW PROF STAFF/C	17,500	-6,605	10,895	10,895.00	.00	.00	100.0%
99311202 512917 District Webmas	68,825	0	68,825	49,797.12	.00	19,027.88	72.4%
99311203 512112 Tech. Instr. Su	351,539	0	351,539	208,164.80	.00	143,374.20	59.2%
99311203 512120 Director of Tec	91,809	0	91,809	67,755.54	.00	24,053.46	73.8%
99311204 540900 Instructional T	275,000	-82,000	193,000	175,029.42	3,089.40	14,881.18	92.3%
99311204 541000 Instructional T	350,000	-61,000	289,000	257,351.21	347.20	31,301.59	89.2%
99311206 530002 Instructional T	50,000	0	50,000	9,000.00	.00	41,000.00	18.0%
99312003 512110 Coordinator of	109,287	0	109,287	79,482.12	.00	29,804.88	72.7%
99312603 544400 LHS R.O.T.C. Su	1,000	0	1,000	.00	999.75	.25	100.0%
99312606 577615 LHS R.O.T.C. Tr	3,000	0	3,000	2,355.56	644.44	.00	100.0%
99312606 577730 LHS R.O.T.C. Eq	2,500	0	2,500	1,889.88	105.45	504.67	79.8%
99312804 541500 Supplies - Inst	5,000	-4,000	1,000	.00	.00	1,000.00	.0%
99312804 542000 Instrumental Mu	54,300	4,000	58,300	40,132.94	14,161.66	4,005.40	93.1%
99312805 512903 Instrumental Mu	250,905	0	250,905	142,578.00	.00	108,327.00	56.8%
99312808 530112 Band Camp - LHS	1,800	0	1,800	1,800.00	.00	.00	100.0%
99312808 539900 Monday Night Ba	10,500	0	10,500	5,520.00	1,000.00	3,980.00	62.1%
99312904 512119 Coordinator of	103,227	0	103,227	75,073.86	.00	28,153.14	72.7%
99312905 512968 TITLE I DIRECTO	29,720	-29,720	0	.00	.00	.00	.0%
99312906 544400 Supplies - Read	5,000	0	5,000	.00	.00	5,000.00	.0%
99313005 512146 Coordinator of	110,443	0	110,443	80,321.69	.00	30,121.31	72.7%
99313103 577760 Field Trip Admi	46,000	0	46,000	13,171.61	33,333.57	-505.18	101.1%*
99320103 512133 Director of Spe	131,084	0	131,084	95,996.81	.00	35,087.19	73.2%
99320104 511000 School Nurses -	133,995	0	133,995	116,942.20	.00	17,052.80	87.3%
99320106 512104 Board Cert. Beh	833,203	0	833,203	504,266.35	.00	328,936.65	60.5%
99320106 512130 Occupational Th	1,016,228	0	1,016,228	582,916.54	.00	433,311.46	57.4%
99320106 512136 SPED Homebound	30,000	20,000	50,000	48,577.35	.00	1,422.65	97.2%
99320106 512137 Evaluation Team	1,265,753	90,418	1,356,171	750,093.36	.00	606,077.64	55.3%
99320106 512925 Sign Language I	40,500	0	40,500	80,418.60	.00	-39,918.60	198.6%*
99320107 512136 Home/Parent Edu	12,000	8,184	20,184	14,138.92	298.58	5,746.50	71.5%
99320109 530002 SPED Contracted	25,000	5,058	30,058	6,083.48	23,215.86	758.66	97.5%
99320112 544400 SPED Supplies	40,000	-38,242	1,758	436.95	1,306.44	14.61	99.2%
99320115 575333 SPED Out of Dis	7,027,355	-647,699	6,379,656	3,736,709.64	1,921,555.32	721,391.04	88.7%
99320115 577724 SPED Testing	16,000	0	16,000	16,000.00	.00	.00	100.0%
99320116 577615 SPED Transporta	5,160,000	1,043,734	6,203,734	3,822,479.89	1,431,803.11	949,450.50	84.7%
99322003 512132 Hearing Impaire	180,178	0	180,178	115,520.14	.00	64,657.86	64.1%
99324103 512131 Speech Therapis	2,023,713	0	2,023,713	1,174,609.84	.00	849,103.16	58.0%
99325003 512134 Vision Impaired	74,234	0	74,234	42,515.98	.00	31,718.02	57.3%
99326103 577515 SPED Hospitaliz	55,000	5,000	60,000	16,888.00	11,437.00	31,675.00	47.2%
99327003 512903 Knowledge Bowl	23,500	-23,500	0	.00	.00	.00	.0%
99327006 544400 Knowledge Bowl	1,500	-1,500	0	.00	.00	.00	.0%




FOR 2019 09

	ORIGINAL APPROP	TRANFRS/ ADJSTMTS	REVISED BUDGET	YTD EXPENDED	ENCUMBRANCES	AVAILABLE BUDGET	PCT USED
99328104 530105 SCORE Peer Medi	35,000	0	35,000	24,500.00	10,500.00	.00	100.0%
99328104 530107 Homebound Instr	55,000	0	55,000	22,428.13	.00	32,571.87	40.8%
99328106 512969 Behavior Specia	171,529	0	171,529	94,971.15	.00	76,557.85	55.4%
99330203 524008 Central Office	403,014	11,829	414,843	311,132.52	91,881.48	11,829.00	97.1%
99330206 512903 Social Skills T	131,324	0	131,324	34,557.42	.00	96,766.58	26.3%
99330206 512958 Social Skills P	86,396	0	86,396	40,791.76	.00	45,604.24	47.2%
99333003 512110 Coordinator of	116,505	0	116,505	84,729.57	.00	31,775.43	72.7%
99334206 512903 Native Language	86,150	0	86,150	61,012.47	.00	25,137.53	70.8%
99335551 512104 Psychologists	1,269,967	0	1,269,967	774,657.64	.00	495,309.36	61.0%
99337006 530002 Professional De	200,000	-38,500	161,500	84,266.61	5,958.00	71,275.39	55.9%
99337006 531904 Tuition Reimbur	260,000	-15,450	244,550	146,349.84	.00	98,200.16	59.8%
99337007 512301 Intervention/En	1,020,000	-293,000	727,000	656,340.00	.00	70,660.00	90.3%
99337007 512303 Out-of-School P	75,000	-46,000	29,000	4,163.76	.00	24,836.24	14.4%
99337007 512923 Kindergarten Tu	0	0	0	3,022.50	.00	-3,022.50	100.0%*
99338003 512923 ELL Tutors	500,000	-50,000	450,000	212,933.27	.00	237,066.73	47.3%
99338003 512924 ELL Parent Liai	35,775	0	35,775	20,435.40	.00	15,339.60	57.1%
99338006 544400 ELL Supplies	11,000	1,048	12,048	5,694.92	455.42	5,897.18	51.1%
99338007 541600 ELL Textbooks	9,000	0	9,000	4,493.93	1,310.60	3,195.47	64.5%
99339003 512118 Director of Adu	102,946	0	102,946	74,870.24	.00	28,075.76	72.7%
99339003 512903 Adult Education	383,328	0	383,328	219,542.18	.00	163,785.82	57.3%
99339004 512112 District Suppor	392,085	6,914	398,999	225,172.02	.00	173,826.98	56.4%
99339004 512142 Family Resource	108,834	0	108,834	79,152.53	.00	29,681.47	72.7%
99340303 563601 Student Acciden	26,872	781	27,653	27,652.75	.00	.00	100.0%
99341129 511000 Principal Merit	26,268	0	26,268	.00	.00	26,268.00	.0%
99341201 512917 Media Technolog	313,740	25,000	338,740	187,631.10	.00	151,108.90	55.4%
99341203 512204 Asst Supt - Fin	146,775	7,725	154,500	106,576.87	.00	47,923.13	69.0%
99341203 512205 Asst Supt - Stu	157,075	36,933	194,008	159,924.57	.00	34,083.43	82.4%
99341203 512800 Superintendent	199,225	-89,225	110,000	109,573.75	.00	426.25	99.6%
99341203 512901 Asst Supt - Cur	154,500	0	154,500	109,615.56	.00	44,884.44	70.9%
99341203 512971 Director of Hum	87,476	-20,476	67,000	16,601.41	.00	50,398.59	24.8%
99341206 530002 SO - Contracted	23,000	0	23,000	15,390.00	7,578.14	31.86	99.9%
99341206 531702 SO - Advertisin	15,000	-10,000	5,000	.00	.00	5,000.00	.0%
99341207 512902 Clerical Staff	436,387	0	436,387	264,448.11	.00	171,938.89	60.6%
99341208 530002 CONTRACTED SERV	35,000	25,000	60,000	32,876.00	7,574.00	19,550.00	67.4%
99341209 544400 SO - Supplies	3,500	0	3,500	1,425.20	632.05	1,442.75	58.8%
99341212 570701 SO - In State T	31,000	0	31,000	20,645.09	.00	10,354.91	66.6%
99341212 577766 SO - Expenses	9,500	-7,001	2,499	2,401.75	.00	97.25	96.1%
99341212 577769 SO - Membership	10,500	0	10,500	3,164.00	.00	7,336.00	30.1%
99341215 512143 Staff Counsel f	108,876	0	108,876	78,775.21	.00	30,100.79	72.4%
99341215 512206 Assistant Busin	95,000	-7,500	87,500	58,461.44	.00	29,038.56	66.8%
99341215 512916 Computer Repair	0	0	0	488.68	.00	-488.68	100.0%*
99341215 512919 Counsel Collect	91,809	0	91,809	66,427.04	.00	25,381.96	72.4%
99341215 512920 Indirect Salary	0	0	0	16,315.32	.00	-16,315.32	100.0%*
99341215 512921 Computer Networ	0	0	0	57,457.91	.00	-57,457.91	100.0%*



FOR 2019 09

	ORIGINAL APPROP	TRANFRS/ ADJSTMTS	REVISED BUDGET	YTD EXPENDED	ENCUMBRANCES	AVAILABLE BUDGET	PCT USED
99341215 512922 Mail Courier	36,385	0	36,385	23,670.09	.00	12,714.91	65.1%
99341215 512965 Substitute Teac	15,000	0	15,000	10,357.06	.00	4,642.94	69.0%
99341215 513001 Overtime - Cler	30,000	27,722	57,722	10,302.94	.00	47,419.12	17.8%
99341218 530002 Contracted Svcs	35,000	0	35,000	35,000.00	.00	.00	100.0%
99341218 530041 Contracted Svcs	5,000	0	5,000	958.34	4,041.66	.00	100.0%
99341218 531702 Advertising	30,000	-10,395	19,605	17,317.48	2,288.00	.00	100.0%
99341218 531800 Printing & Bind	15,000	0	15,000	8,056.13	291.00	6,652.87	55.6%
99341218 536900 Postage	50,000	0	50,000	40,509.98	.00	9,490.02	81.0%
99341221 544400 LHS Data Proces	15,000	0	15,000	10,460.00	2,386.40	2,153.60	85.6%
99341224 570100 Program & Analy	30,000	-9,800	20,200	22,495.25	.00	-2,295.25	111.4%*
99341224 570402 Internet Servic	125,000	-40,000	85,000	72,974.54	10,046.31	1,979.15	97.7%
99341224 575270 Photocopier Pur	52,000	-45,500	6,500	3,880.89	2,587.26	31.85	99.5%
99341224 575422 Photocopier Mai	25,000	50,000	75,000	26,851.11	40,974.30	7,174.59	90.4%
99341224 577600 Admin. Tech. -	28,000	0	28,000	19,756.23	2,762.60	5,481.17	80.4%
99341224 577717 Admin. Tech. -	204,000	0	204,000	203,294.50	.00	705.50	99.7%
99341227 570102 Admin. Tech. -	51,000	0	51,000	36,054.05	2,981.91	11,964.04	76.5%
99341228 573700 School Webmaste	2,500	0	2,500	1,250.00	.00	1,250.00	50.0%
99341230 512902 CLERICAL Staff	822,032	12,075	834,107	723,158.70	.00	110,948.30	86.7%
99341230 512973 ASSISTANT HR DI	83,240	-44,409	38,831	38,830.53	.00	.47	100.0%
99341231 511100 Part-Time Compu	50,000	-25,000	25,000	20,436.60	.00	4,563.40	81.7%
99341232 512140 Student Databas	88,443	-62,172	26,271	26,270.09	.00	.91	100.0%
99341232 512203 Asst Database A	46,822	-46,822	0	.00	.00	.00	.0%
99341233 520703 Tech. Helpdesk	56,105	0	56,105	40,594.26	.00	15,510.74	72.4%
99341303 512902 School Committe	20,000	0	20,000	14,615.56	.00	5,384.44	73.1%
99341303 512918 School Committe	72,000	0	72,000	52,615.56	.00	19,384.44	73.1%
99341306 530002 SC - Contracted	0	10,000	10,000	.00	9,500.00	500.00	95.0%
99341312 577732 SC - Subscripti	3,500	0	3,500	3,500.00	.00	.00	100.0%
99341312 577766 SC - Expenses	5,340	0	5,340	5,340.00	.00	.00	100.0%
99341312 577769 SC - Membership	2,450	0	2,450	2,450.00	.00	.00	100.0%
99341403 512116 Attendance Offi	73,197	0	73,197	41,922.78	.00	31,274.22	57.3%
99341403 512910 Attendance Moni	34,284	0	34,284	35,959.38	.00	-1,675.38	104.9%*
99341504 530002 Student Sppt -	23,000	5,748	28,748	21,900.50	5,088.50	1,758.92	93.9%
99341506 545700 Student Sppt -	15,000	-5,748	9,252	8,809.66	442.42	.00	100.0%
99345006 563600 Employee Health	16,353,050	801,665	17,154,715	12,853,018.04	.00	4,301,696.96	74.9%
99347103 512906 Director of Ope	83,240	1,760	85,000	62,115.54	.00	22,884.46	73.1%
99347103 512960 Administration	46,493	0	46,493	37,339.98	.00	9,153.02	80.3%
99347103 513000 Overtime - Cust	70,000	-15,000	55,000	64,553.57	.00	-9,553.57	117.4%*
99347103 513002 Overtime - Use	0	70,000	70,000	70,000.00	.00	.00	100.0%
99347103 513101 Overtime - Man	95,000	-15,000	80,000	139,145.92	.00	-59,145.92	173.9%*
99347106 530002 Maintenance - C	150,000	32,031	182,031	136,072.86	16,628.51	29,329.71	83.9%
99347109 544400 Maintenance - S	129,554	21,000	150,554	117,707.04	30,345.00	2,501.96	98.3%
99347112 537600 Utility - Water	0	0	0	89,290.37	.00	-89,290.37	100.0%*
99347112 575243 Maintenance - B	7,000	2,112	9,112	6,807.83	141.05	2,163.47	76.3%
99347112 575370 Utility - Telep	20,000	185,000	205,000	153,408.19	.00	51,591.81	74.8%



FOR 2019 09

	ORIGINAL APPROP	TRANFRS/ ADJSTMTS	REVISED BUDGET	YTD EXPENDED	ENCUMBRANCES	AVAILABLE BUDGET	PCT USED
99347112 575452 Maintenance - F	42,000	-20,000	22,000	12,950.00	.00	9,050.00	58.9%
99347112 577723 Maintenance - S	11,000	-10,959	41	41.34	.00	.00	100.0%
99347203 576110 Capital Equipme	125,000	-50,000	75,000	63,760.23	11,239.77	.00	100.0%
99348006 530002 Transportation	4,000	-3,192	808	808.39	.00	.00	100.0%
99348009 541000 Transportation	5,000	0	5,000	5,000.00	.00	.00	100.0%
99348009 544400 Transportation	8,000	-530	7,470	7,469.55	.00	.00	100.0%
99348012 577615 Transportation	4,423,541	425,569	4,849,110	2,905,740.53	755,336.40	1,188,033.07	75.5%
TOTAL EDUCATION	165,522,325	1,218,440	166,740,765	104,682,293.24	5,143,462.40	56,915,009.40	65.9%
TOTAL EXPENSES	165,522,325	1,218,440	166,740,765	104,682,293.24	5,143,462.40	56,915,009.40	
GRAND TOTAL	165,522,325	1,218,440	166,740,765	104,682,293.24	5,143,462.40	56,915,009.40	65.9%

** END OF REPORT - Generated by Bryan Perry **

