

# CITY OF LOWELL CORONAVIRUS DATA REPORT

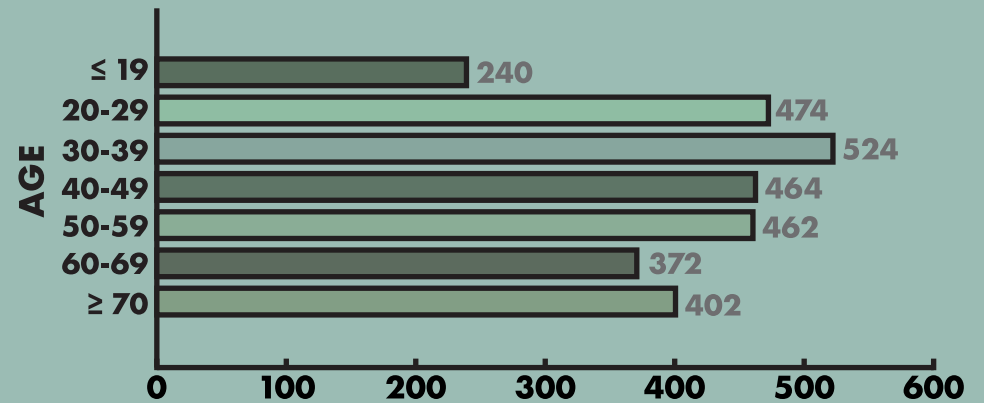
July 10, 2020

**TOTAL CASES: 2,937**  
**DEATHS: 135**  
**HOSPITALIZED: 343**  
**RECOVERED: 2,073**

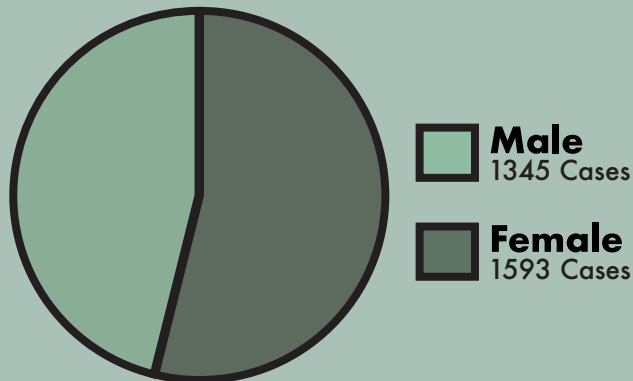
## DISTRIBUTION BY NEIGHBORHOOD

Acre	261	Lower Belvidere	84
Back Central	162	Lower Highlands	287
Belvidere	176	Pawtucketville	481
Centralville	531	Sacred Heart	153
Downtown	155	South Lowell	87
Highlands	526	Unknown	35


## DISTRIBUTION BY AGE



## DISTRIBUTION BY GENDER



## DISTRIBUTION BY RACE



**Other** indicates an individual that may not identify with any of the standardized classifications  
**Missing/Unknown** indicates individuals that declined to provide information, or that data was not captured for during the interview process.

Information above is current as of 8:00 am on 7/10/2020. Data for this report is based on information available to the Lowell Health Department at a single point in time. Case counts and individual data points change throughout the day as new cases are added, data cleaning occurs (i.e. removal of duplicate reports), and updated demographic information is obtained.