

CITY OF LOWELL COVID-19 DATA OVER 14 DAYS

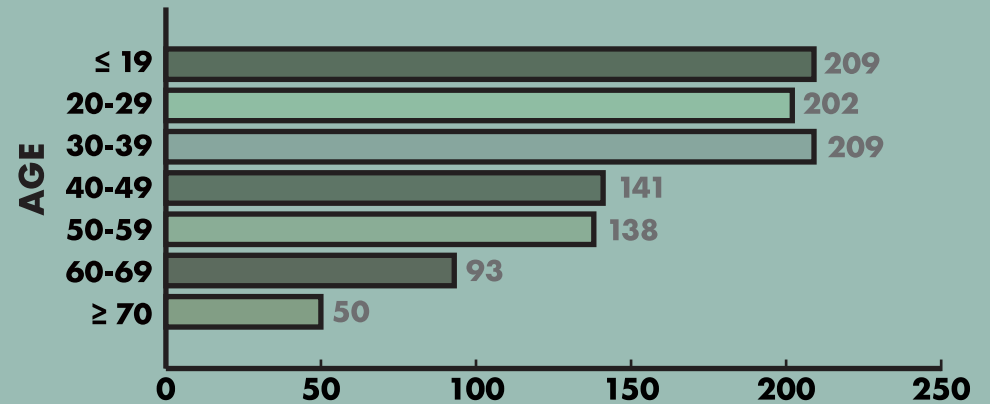
Nov. 6 2020 - Nov. 20 2020

TOTAL NEW CASES: 1,042
DEATHS: 3
ACTIVELY MONITORED: 947
RECOVERED: 92
TOTAL CASES TO DATE: 6,618

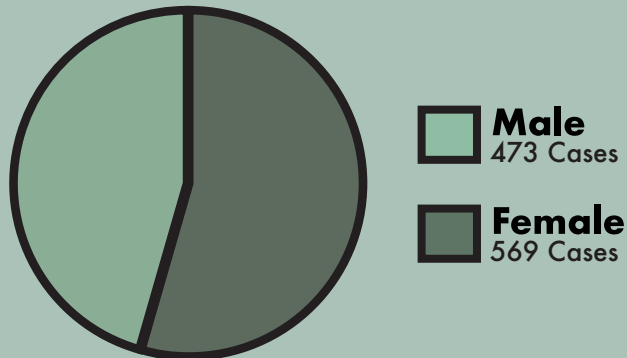
DISTRIBUTION BY NEIGHBORHOOD

Acre	101	Lower Belvidere	34
Back Central	70	Lower Highlands	140
Belvidere	65	Pawtucketville	95
Centralville	167	Sacred Heart	72
Downtown	48	South Lowell	37
Highlands	197	Unknown	16

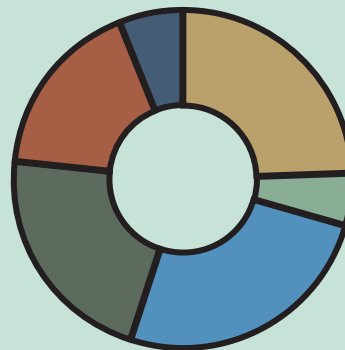
DISTRIBUTION BY AGE



DISTRIBUTION BY GENDER



DISTRIBUTION BY RACE



0.1%	American Indian/Alaskan Native - 2 Cases
24.3%	Asian - 253 Cases
5.1%	Black/African American - 53 Cases
0.1%	Hawaiian Native/Pacific Islander - 1 Cases
25.5%	Hispanic - 266 Cases
21.7%	White - 226 Cases
17.2%	Other - 179 Cases
6.0%	Missing/Unknown - 62 Cases

Other indicates an individual that may not identify with any of the standardized classifications
Missing/Unknown indicates individuals that declined to provide information, or that data was not captured for during the interview process.

Information above is current as of 8:00 am on 11/20/2020. Data for this report is based on information available to the Lowell Health Department at a single point in time. Case counts and individual data points change throughout the day as new cases are added, data cleaning occurs (i.e. removal of duplicate reports), and updated demographic information is obtained.



Joanne Belanger, RN, BS
 Director of Health & Human Services
 978.674.1050

14 DAY SUMMARY OF CORONAVIRUS COVID-19 CASES IN LOWELL MA

TOTAL CONFIRMED CASES TO DATE 5618 *AS OF: 11/20/2020

TOTAL CONFIRMED CASES DURING PREVIOUS 14 DAYS 1042 Reporting Period: 11/06/2020-11/20/2020

<u>NEIGHBORHOODS</u>	<u>TOTAL</u>	<u>14-DAY</u>
<u>ACRE</u>	<u>522</u>	<u>101</u>
<u>BACK CENTRAL</u>	<u>361</u>	<u>70</u>
<u>BELVEDERE</u>	<u>335</u>	<u>65</u>
<u>CENTRALVILLE</u>	<u>938</u>	<u>167</u>
<u>DOWNTOWN</u>	<u>266</u>	<u>48</u>
<u>HIGHLANDS</u>	<u>1046</u>	<u>197</u>
<u>LOWER BELVIDERE</u>	<u>158</u>	<u>34</u>
<u>LOWER HIGHLANDS</u>	<u>619</u>	<u>140</u>
<u>PAWTUCKETVILLE</u>	<u>796</u>	<u>95</u>
<u>SACRED HEART</u>	<u>338</u>	<u>72</u>
<u>SO. LOWELL</u>	<u>174</u>	<u>37</u>
<u>UNKNOWN</u>	<u>65</u>	<u>16</u>

<u>RACIAL DATA</u>	<u>KNOWN CASES</u>		<u>% OF CASES</u>	
	<u>TOTAL</u>	<u>14-DAY</u>	<u>TOTAL</u>	<u>14-DAY</u>
AMERICAN INDIAN/ ALASKAN NATIVE	8	2	0.1%	0.2%
ASIAN	1164	253	20.7%	24.3%
BLACK/ AFRICAN AMERICAN	706	53	12.6%	5.1%
HAWAIIAN NATIVE/ PACIFIC ISLANDER	3	1	0.1%	0.1%
HISPANIC	1377	266	24.5%	25.5%
WHITE	1502	226	26.7%	21.7%
OTHER	541	179	9.6%	17.2%
MISSING/UNKNOWN	317	62	5.6%	6.0%

Other indicates that an individual may not identify with any of the standardized classifications.

Missing/Unknown indicates the individual declined to provide the information, or the data was not captured during the interview process.

<u>GENDER</u>	<u>TOTAL</u>	<u>14-DAY</u>
<u>FEMALE</u>	<u>3052</u>	<u>569</u>
<u>MALE</u>	<u>2566</u>	<u>473</u>

DEATHS 189 3

COMPLETED ISOLATION
PROTOCOL 4482 92

ACTIVELY MONITORED 947 947

AGE GROUPS ACROSS THE CITY

<u>AGES</u>	<u>KNOWN CASES</u>		<u>% OF CASES</u>	
	<u>TOTAL</u>	<u>14-DAY</u>	<u>TOTAL</u>	<u>14-DAY</u>
0 - 19	752	209	13.4%	20.1%
20 - 29	984	202	17.5%	19.4%
30 - 39	1032	209	18.4%	20.1%
40 - 49	867	141	15.4%	13.5%
50 - 59	814	138	14.5%	13.2%
60 - 69	605	93	10.8%	8.9%
70 +	564	50	10.0%	4.8%

SCHOOL AGE BREAKDOWN

<u>AGES</u>	<u>KNOWN CASES</u>		<u>% OF CASES</u>	
	<u>TOTAL</u>	<u>14-DAY</u>	<u>TOTAL</u>	<u>14-DAY</u>
0 - 5	201	63	26.7%	30.1%
6 - 10	150	44	19.9%	21.1%
11 - 14	146	44	19.4%	21.1%
15 - 17	140	33	18.6%	15.8%
18 - 19	115	25	15.3%	12.0%

*Information above is current as of 8:00 am on the provided date

**Count includes cases with blank or unknown outcome whose positive lab date was greater than 10 days ago

Data for this report is based on information available to the Lowell Health Department at a single point in time. Case counts and individual data points change throughout the day as new cases are added, data cleaning occurs (i.e. removal of duplicate reports), and updated demographic information is obtained.