

CITY OF LOWELL COVID-19 DATA OVER 14 DAYS

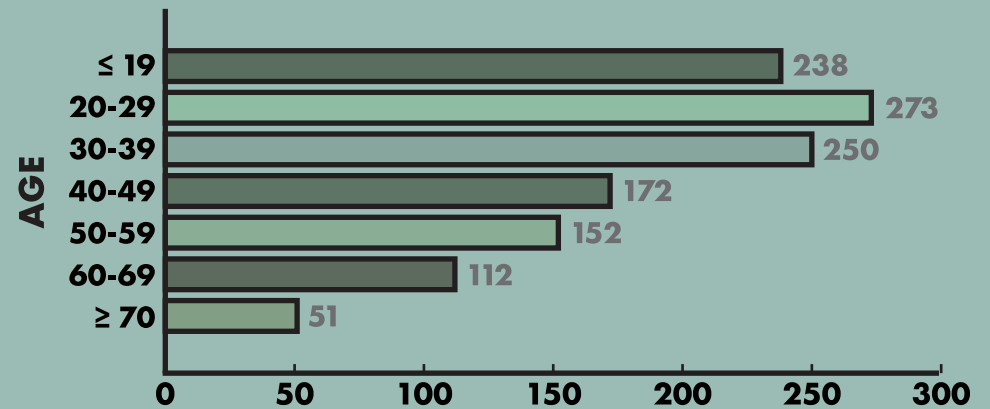
Nov. 20 2020 - Dec. 4 2020

TOTAL NEW CASES: 1,248
DEATHS: 1
ACTIVELY MONITORED: 1119
RECOVERED: 128
TOTAL CASES TO DATE: 7,134

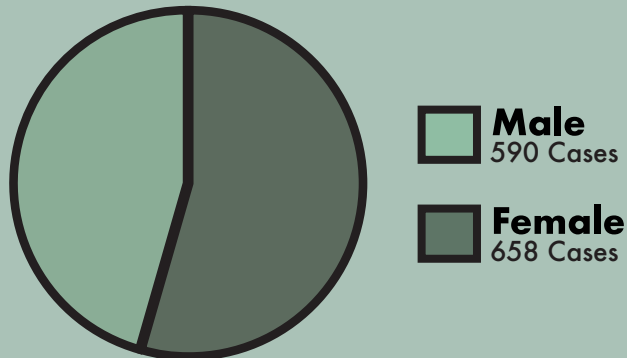
DISTRIBUTION BY NEIGHBORHOOD

Acre	143	Lower Belvidere	32
Back Central	94	Lower Highlands	121
Belvidere	98	Pawtucketville	161
Centralville	186	Sacred Heart	98
Downtown	46	South Lowell	43
Highlands	211	Unknown	15

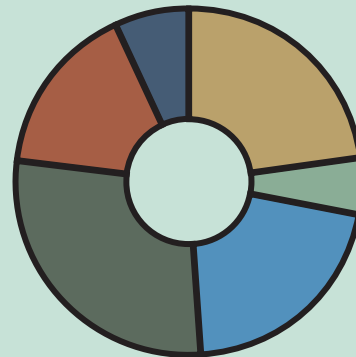
DISTRIBUTION BY AGE



DISTRIBUTION BY GENDER



DISTRIBUTION BY RACE



0.5%	American Indian/Alaskan Native - 6 Cases
22.9%	Asian - 286 Cases
5.0%	Black/African American - 63 Cases
0.0%	Hawaiian Native/Pacific Islander - 0 Cases
20.9%	Hispanic - 261 Cases
28.0%	White - 349 Cases
15.8%	Other - 197 Cases
6.9%	Missing/Unknown - 86 Cases

Other indicates an individual that may not identify with any of the standardized classifications
Missing/Unknown indicates individuals that declined to provide information, or that data was not captured for during the interview process.

Information above is current as of 8:00 am on 12/4/2020. Data for this report is based on information available to the Lowell Health Department at a single point in time. Case counts and individual data points change throughout the day as new cases are added, data cleaning occurs (i.e. removal of duplicate reports), and updated demographic information is obtained.