



Bryan Perry
City Auditor

MEMORANDUM

TO: Mayor Samaras
And Members of City Council

FROM: Bryan Perry, City Auditor

DATE: January 15, 2019

RE: December Year to Date Budget Report

Attached please find a copy of the Year to Date Budget Report through the month ending December 31, 2018.

Please let me know if you would like to discuss this report.


Thank you,

Bryan Perry, CPA
City Auditor

cc: Eileen M. Donoghue, City Manager
Conor Baldwin, CFO


FOR 2019 06

	ORIGINAL APPROP	TRANFRS/ ADJSTMTS	REVISED BUDGET	YTD EXPENDED	ENCUMBRANCES	AVAILABLE BUDGET	PCT USED
1 GENERAL GOVERNMENT							
111 CITY COUNCIL							
<u>01114151 511000 SALARIES - PERM</u>	230,000	0	230,000	110,577.00	.00	119,423.00	48.1%
<u>01114153 531702 ADVERTISING</u>	7,500	2,178	9,678	5,173.60	4,504.56	.00	100.0%
121 MAYOR							
<u>01214151 511000 SALARIES - PERM</u>	47,377	0	47,377	22,925.78	.00	24,451.22	48.4%
<u>01214153 536700 MAYOR'S PORTRAI</u>	3,500	2,553	6,053	.00	2,553.00	3,500.00	42.2%
<u>01214154 544400 OFFICE SUPPLIES</u>	1,900	1,128	3,028	.00	1,293.25	1,735.00	42.7%
<u>01214157 570702 TRANS REIMBURS.</u>	10,000	0	10,000	.00	.00	10,000.00	.0%
<u>01214157 573404 OFFICE OPERATIO</u>	2,000	0	2,000	.00	.00	2,000.00	.0%
123 CITY MANAGER							
<u>01234151 511000 SALARIES - PERM</u>	494,451	0	494,451	207,832.90	.00	286,618.10	42.0%
<u>01234151 514900 SW SICK LEAVE I</u>	1,400,000	0	1,400,000	79,614.18	.00	1,320,385.82	5.7%
<u>01234153 520100 SCHOOL-ELECTRIC</u>	2,323,000	0	2,323,000	1,005,196.57	.00	1,317,803.43	43.3%
<u>01234153 520101 SCHOOL-HEATING/</u>	1,293,000	0	1,293,000	20,787.94	.00	1,272,212.06	1.6%
<u>01234153 520500 REPAIR & MAINT-</u>	500	0	500	.00	.00	500.00	.0%
<u>01234153 525100 LEASING EQUIP.</u>	1,600	0	1,600	.00	.00	1,600.00	.0%
<u>01234153 525700 MEDICAD REIMB.E</u>	100,000	16,841	116,841	8,323.05	58,517.57	50,000.00	57.2%
<u>01234153 530000 PROFESSIONAL SE</u>	30,000	6,132	36,132	12,187.50	12,319.50	11,625.00	67.8%
<u>01234153 531702 ADVERTISING</u>	2,000	0	2,000	.00	.00	2,000.00	.0%
<u>01234154 544400 OFFICE SUPPLIES</u>	5,000	0	5,000	2,106.42	1,755.18	1,138.40	77.2%
<u>01234157 570400 MASS MUNICIPAL</u>	17,000	0	17,000	.00	15,798.00	1,202.00	92.9%
<u>01234157 570701 IN-STA TRAVEL R</u>	1,000	0	1,000	20.00	.00	980.00	2.0%
<u>01234157 570702 TRANS REIMBURS.</u>	5,000	0	5,000	136.35	.00	4,863.65	2.7%
<u>01234157 570703 CONFERENCES/SEM</u>	5,000	0	5,000	999.00	.00	4,001.00	20.0%
<u>01234160 572300 OUT OF STATE TR</u>	5,000	0	5,000	.00	.00	5,000.00	.0%
<u>01234170 589166 OFFICE FURNITUR</u>	500	0	500	.00	.00	500.00	.0%
<u>01237056 561100 SALARY RESERVE</u>	1,614,853	0	1,614,853	.00	.00	1,614,853.00	.0%
<u>01237056 561700 CONTINGENCY</u>	400,000	-29,600	370,400	.00	.00	370,400.00	.0%
<u>01237754 540900 DATA PROC-EQUIP</u>	400	0	400	.00	.00	400.00	.0%
<u>01237757 570401 DUES & SUBSCRIP</u>	2,000	0	2,000	1,475.00	.00	525.00	73.8%
<u>01237951 511000 SALARIES - PERM</u>	108,145	0	108,145	2,499.96	.00	105,645.04	2.3%
<u>01237951 515005 STIPEND</u>	10,000	0	10,000	2,499.96	.00	7,500.04	25.0%




FOR 2019 06

	ORIGINAL APPROP	TRANFRS/ ADJSTMTS	REVISED BUDGET	YTD EXPENDED	ENCUMBRANCES	AVAILABLE BUDGET	PCT USED
01237953 530002 CONTRACTED SERV	153,831	0	153,831	71,550.05	82,280.45	.50	100.0%
01237954 545300 MISC-SUPPLIES-O	500	0	500	.00	.00	500.00	.0%
01237957 570401 DUES & SUBSCRIP	100	0	100	.00	.00	100.00	.0%
01237975 588200 EQUIPMENT - OTH	50,000	156,435	206,435	50,000.00	156,433.00	2.00	100.0%
01238153 525004 PROF AUDITORIUM	190,000	0	190,000	100,000.00	90,000.00	.00	100.0%
01238153 530210 MERRIMACK REPER	25,000	0	25,000	14,583.59	10,416.41	.00	100.0%
01238153 531700 MARKETING	200,000	0	200,000	60,129.96	66,145.40	73,724.64	63.1%
01238153 535903 LOWELL FESTIVAL	80,000	0	80,000	57,269.45	.00	22,730.55	71.6%
<hr/> 124 CULTURAL AFFAIRS/SPEC EVENTS <hr/>							
01244151 511000 SW SALARIES PER	185,633	0	185,633	84,525.21	.00	101,107.79	45.5%
<hr/> 133 FINANCE DEPT <hr/>							
01334151 511000 SW SALARIES PER	256,520	0	256,520	138,263.23	.00	118,256.77	53.9%
01334154 544400 OFFICE SUPPLIES	1,500	0	1,500	.00	.00	1,500.00	.0%
<hr/> 135 CITY AUDITING <hr/>							
01354151 511000 SALARIES - PERM	475,018	0	475,018	231,768.60	.00	243,249.40	48.8%
01354153 525005 INDEPENDENT AUD	50,000	0	50,000	22,000.00	28,000.00	.00	100.0%
01354153 525100 LEASING EQUIP.	1,800	0	1,800	.00	1,692.00	108.00	94.0%
01354154 541700 FORMS & SUPPLIE	5,000	0	5,000	.00	1,258.98	3,741.02	25.2%
01354157 570500 LICENSE & FEES	200	0	200	90.00	.00	110.00	45.0%
01354157 570701 IN-STA TRAVEL R	1,500	0	1,500	95.51	.00	1,404.49	6.4%
01354257 571904 INS. PREMIUMS -	100	0	100	.00	.00	100.00	.0%
<hr/> 138 PURCHASING <hr/>							
01384151 511000 SALARIES - PERM	229,308	0	229,308	110,693.17	.00	118,614.83	48.3%
01384151 514800 SW LONGEVITY	306	0	306	305.20	.00	.80	99.7%
01384153 520500 REPAIR & MAINT-	500	0	500	.00	.00	500.00	.0%
01384153 531702 ADVERTISING	12,000	0	12,000	5,458.44	6,541.56	.00	100.0%
01384153 531800 PRINTING & BIN	150	0	150	.00	.00	150.00	.0%
01384154 544400 OFFICE SUPPLIES	2,000	0	2,000	850.24	388.02	761.74	61.9%
01384157 570401 DUES & SUBSCRIP	1,000	0	1,000	562.00	.00	438.00	56.2%
01384157 570702 TRANS REIMBURS.	500	0	500	.00	.00	500.00	.0%
<hr/> 141 ASSESSORS <hr/>							
01414151 511000 SALARIES - PERM	499,773	0	499,773	232,021.12	.00	267,751.88	46.4%




FOR 2019 06

	ORIGINAL APPROP	TRANFRS/ ADJSTMTS	REVISED BUDGET	YTD EXPENDED	ENCUMBRANCES	AVAILABLE BUDGET	PCT USED
01414151 514800 S & W LONGEVITY	360	0	360	.00	.00	360.00	.0%
01414153 520500 REPAIR & MAINT-	1,300	0	1,300	1,120.30	.00	179.70	86.2%
01414153 530010 APPRAISALS	15,000	0	15,000	.00	.00	15,000.00	.0%
01414153 530022 PROF SERVICE-RE	25,000	10,000	35,000	10,000.00	.00	25,000.00	28.6%
01414153 531702 ADVERTISING	1,200	605	1,805	.00	1,805.00	.00	100.0%
01414153 531800 PRINTING & BIN	1,500	13	1,513	616.25	340.10	556.45	63.2%
01414154 540900 DATA PROC-EQUIP	1,000	0	1,000	17.91	.00	982.09	1.8%
01414154 544400 OFFICE SUPPLIES	1,500	0	1,500	50.63	315.25	1,134.12	24.4%
01414157 531904 TUITION REIMBUR	1,000	0	1,000	275.00	.00	725.00	27.5%
01414157 570401 DUES & SUBSCRIP	2,000	0	2,000	1,369.00	.00	631.00	68.5%
01414157 570702 TRANS REIMBURS.	10,000	0	10,000	3,487.31	.00	6,512.69	34.9%
01414157 573400 MISCELLANEOUS C	750	0	750	254.95	.00	495.05	34.0%
01414170 589166 OFFICE FURNITUR	750	66	816	13.93	109.81	691.94	15.2%
01414253 520704 DATA PROCESSING	1,200	0	1,200	.00	.00	1,200.00	.0%
01414253 525100 LEASING EQUIP.	900	0	900	.00	.00	900.00	.0%
145 TREASURER							
01454151 511000 SALARIES - PERM	574,165	0	574,165	257,310.62	.00	316,854.38	44.8%
01454153 520500 REPAIR & MAINT-	1,500	0	1,500	1,263.00	.00	237.00	84.2%
01454153 530000 PROFESSIONAL SE	31,000	19	31,019	11,429.94	17,721.69	1,867.53	94.0%
01454153 530028 BOND COUNSEL-BA	28,000	1,505	29,505	6,387.35	11,507.74	11,610.04	60.7%
01454153 536900 POSTAGE	190,000	119	190,119	41,864.06	77,204.69	71,050.40	62.6%
01454154 544400 OFFICE SUPPLIES	5,000	0	5,000	1,428.46	567.84	3,003.70	39.9%
01454157 570401 DUES & SUBSCRIP	600	0	600	445.00	140.00	15.00	97.5%
01454157 570704 TRANSPORTATION R	4,000	0	4,000	2,634.19	.00	1,365.81	65.9%
01454157 573400 TAX TITLE FEES	60,000	2,024	62,024	12,556.21	21,949.00	27,518.79	55.6%
01454256 561300 NO. MIDDLESEX A	32,865	100	32,965	32,865.14	.00	99.86	99.7%
01457753 525100 LEASING EQUIP.	6,500	0	6,500	2,108.94	4,217.98	173.08	97.3%
01458156 561500 GR LOWELL REG V	9,032,683	-117,686	8,914,997	5,254,111.00	.00	3,660,886.00	58.9%
01459657 571904 INS. PREMIUMS -	4,000	0	4,000	1,943.89	.00	2,056.11	48.6%
01459871 598010 OVERLAY TRANSFE	1,100,000	0	1,100,000	.00	.00	1,100,000.00	.0%
151 LAW DEPARTMENT							
01514151 511000 SW SALARIES PER	1,069,057	0	1,069,057	518,397.87	.00	550,659.13	48.5%
01514151 512000 SW TEMPORARY	17,000	0	17,000	2,538.40	.00	14,461.60	14.9%
01514151 514800 S & W LONGEVITY	550	0	550	.00	.00	550.00	.0%
01514153 520500 REPAIR & MAINT-	4,000	0	4,000	1,790.86	1,549.26	659.88	83.5%
01514153 525002 LEGAL & FILING	6,000	0	6,000	337.80	.00	5,662.20	5.6%
01514153 525003 LEGAL RESEARCH	2,000	-625	1,375	170.50	.00	1,204.50	12.4%
01514153 528300 ACQUISTION OF P	0	29,600	29,600	16,400.00	.00	13,200.00	55.4%




FOR 2019 06

	ORIGINAL APPROP	TRANFRS/ ADJSTMTS	REVISED BUDGET	YTD EXPENDED	ENCUMBRANCES	AVAILABLE BUDGET	PCT USED
<u>01514153 530000 PROFESSIONAL SE</u>	160,000	80,139	240,139	82,882.41	70,116.85	87,139.93	63.7%
<u>01514153 531800 PRINTING & BIN</u>	1,000	0	1,000	.00	.00	1,000.00	.0%
<u>01514154 541602 RESEARCH MHS</u>	46,000	0	46,000	19,063.22	7,621.00	19,315.78	58.0%
<u>01514154 544400 OFFICE SUPPLIES</u>	2,000	26	2,026	1,472.78	102.93	450.57	77.8%
<u>01514157 570401 DUES & SUBSCRIP</u>	3,500	625	4,125	4,064.00	.00	61.00	98.5%
<u>01514157 570702 TRANS REIMBURS.</u>	10,000	0	10,000	3,857.20	.00	6,142.80	38.6%
<u>01514163 576001 COURT JUDGEMENT</u>	175,000	0	175,000	.00	.00	175,000.00	.0%
<u>01514170 589166 OFFICE FURNITUR</u>	1,000	0	1,000	499.81	.00	500.19	50.0%
<u>01514257 571903 INS. PREMIUMS -</u>	100	0	100	.00	.00	100.00	.0%
<u>01514757 573000 CLAIMS (LAW) GE</u>	200,000	-75,000	125,000	75,383.94	.00	49,616.06	60.3%
<u>01514857 573001 CLAIMS POL/FIRE</u>	250,000	0	250,000	176,820.54	.00	73,179.46	70.7%
<u>01517057 573002 POL/FIRE-RETIRE</u>	100,000	0	100,000	68,259.65	.00	31,740.35	68.3%
<u>152 HUMAN RELATIONS (HRMS)</u>							
<u>01524151 511000 SALARIES - PERM</u>	292,276	0	292,276	141,428.76	.00	150,847.24	48.4%
<u>01524151 512000 S & W TEMPORARY</u>	6,000	0	6,000	.00	.00	6,000.00	.0%
<u>01524151 514800 S & W LONGEVITY</u>	147	0	147	.00	.00	147.00	.0%
<u>01524153 520607 DRUG PROGRAM</u>	2,000	0	2,000	.00	.00	2,000.00	.0%
<u>01524153 525200 ECONOMIC/PROF D</u>	2,500	86	2,586	275.00	85.86	2,225.00	14.0%
<u>01524153 530000 PROFESSIONAL SE</u>	7,000	44	7,044	500.00	44.43	6,500.00	7.7%
<u>01524153 530103 PRE-EMPLOYMENT</u>	9,000	0	9,000	6,230.00	1,270.00	1,500.00	83.3%
<u>01524153 531702 ADVERTISING</u>	3,000	0	3,000	1,020.00	450.31	1,530.00	49.0%
<u>01524153 531800 PRINTING & BIN</u>	2,000	0	2,000	643.30	.00	1,356.70	32.2%
<u>01524154 544400 OFFICE SUPPLIES</u>	1,000	0	1,000	856.10	19.18	125.17	87.5%
<u>01524157 570401 DUES & SUBSCRIP</u>	450	0	450	418.00	.00	32.00	92.9%
<u>01524157 570702 TRANS REIMBURS.</u>	250	0	250	.00	.00	250.00	.0%
<u>01524157 573400 MISCELLANEOUS C</u>	350	4	354	.00	3.93	350.00	1.1%
<u>155 M. I. S. DEPARTMENT</u>							
<u>01554151 511000 SALARIES - PERM</u>	668,108	0	668,108	300,015.22	.00	368,092.78	44.9%
<u>01554151 513000 SW OVERTIME</u>	6,197	0	6,197	3,948.90	.00	2,248.10	63.7%
<u>01554153 520500 REPAIR & MAINT-</u>	69,000	0	69,000	36,541.71	32,458.29	.00	100.0%
<u>01554153 520704 DATA PROCESSING</u>	9,000	19	9,019	1,206.25	.00	7,812.31	13.4%
<u>01554153 525100 LEASING EQUIP.</u>	200,000	2,771	202,771	42,415.89	66,172.82	94,182.51	53.6%
<u>01554153 530000 PROFESSIONAL SE</u>	30,000	2,862	32,862	3,141.78	3,594.00	26,126.58	20.5%
<u>01554153 530108 EMPLOYEE TRAINI</u>	11,000	0	11,000	4,813.65	.00	6,186.35	43.8%
<u>01554154 540900 DATA PROC-EQUIP</u>	36,500	0	36,500	14,120.29	21,280.35	1,099.36	97.0%
<u>01554154 541000 COMPUTER EQUIPM</u>	105,000	1,744	106,744	24,352.41	23,911.29	58,480.25	45.2%
<u>01554154 544400 OFFICE SUPPLIES</u>	2,900	0	2,900	319.90	964.16	1,615.94	44.3%
<u>01554157 570100 SOFTWARE LIC. &</u>	683,017	2,964	685,981	4,141.54	424,615.99	257,223.78	62.5%



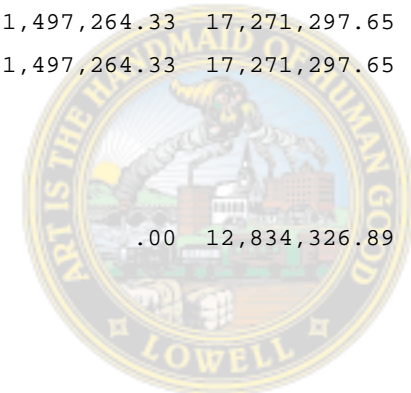
FOR 2019 06

	ORIGINAL APPROP	TRANFRS/ ADJSTMTS	REVISED BUDGET	YTD EXPENDED	ENCUMBRANCES	AVAILABLE BUDGET	PCT USED
157 MESSENGER'S							
<u>01574152 520100 ENERGY- ELECTRI</u>	281,000	0	281,000	104,580.27	.00	176,419.73	37.2%
<u>01574152 520101 ENERGY-HEATING</u>	123,000	0	123,000	2,712.10	.00	120,287.90	2.2%
158 TELEPHONE EXCHANGE							
<u>01584153 530000 PROFESSIONAL SE</u>	120,000	2,974	122,974	56,917.13	50,402.95	15,653.62	87.3%
161 CITY CLERK							
<u>01614151 511000 SALARIES - PERM</u>	399,275	0	399,275	192,453.51	.00	206,821.49	48.2%
<u>01614153 520500 REPAIR & MAINT-</u>	750	0	750	.00	595.00	155.00	79.3%
<u>01614153 530000 PROFESSIONAL SE</u>	6,000	0	6,000	2,888.79	1.21	3,110.00	48.2%
<u>01614153 531800 PRINTING & BIN</u>	600	0	600	250.40	.00	349.60	41.7%
<u>01614154 544400 OFFICE SUPPLIES</u>	3,500	546	4,046	.00	2,789.73	1,256.54	68.9%
<u>01614157 570401 DUES & SUBSCRIP</u>	300	0	300	100.00	.00	200.00	33.3%
<u>01617754 541000 COMPUTER EQUIPM</u>	5,000	195	5,195	1,172.34	1,367.73	2,655.32	48.9%
162 ELECTIONS							
<u>01624151 511000 SALARIES - PERM</u>	101,286	-7,000	94,286	49,706.79	.00	44,579.21	52.7%
<u>01624151 512000 S & W TEMPORARY</u>	83,000	6,535	89,535	120,097.12	.00	-30,562.12	134.1%*
<u>01624151 513000 OVERTIME</u>	7,000	36,000	43,000	21,488.40	.00	21,511.60	50.0%
<u>01624153 524003 RENTAL OF HALLS</u>	2,000	0	2,000	1,485.00	427.50	87.50	95.6%
<u>01624153 530000 PROFESSIONAL SE</u>	15,000	0	15,000	2,175.00	7,940.00	4,885.00	67.4%
<u>01624153 531800 PRINTING & BIN</u>	5,000	0	5,000	3,034.00	529.16	1,436.84	71.3%
<u>01624153 531802 CENSUS FORMS PR</u>	20,000	0	20,000	2,282.00	.00	17,718.00	11.4%
<u>01624153 536900 POSTAGE</u>	15,000	0	15,000	12,523.75	.00	2,476.25	83.5%
<u>01624154 540500 VOTING MACHINE</u>	12,000	173	12,173	7,875.00	173.04	4,125.00	66.1%
<u>01624154 544400 OFFICE SUPPLIES</u>	5,000	202	5,202	2,006.49	2,656.37	539.48	89.6%
182 PLANNING & DEVELOPMENT							
<u>01824151 511000 SALARIES - PERM</u>	1,290,303	0	1,290,303	655,151.64	.00	635,151.36	50.8%
<u>01824151 513000 SW OVERTIME</u>	13,000	0	13,000	11,567.81	.00	1,432.19	89.0%
<u>01824151 514800 S & W LONGEVITY</u>	652	0	652	.00	.00	652.00	.0%
<u>01824153 520200 TELEPHONE</u>	11,000	466	11,466	4,921.16	6,536.81	8.00	99.9%




FOR 2019 06

	ORIGINAL APPROP	TRANFRS/ ADJSTMTS	REVISED BUDGET	YTD EXPENDED	ENCUMBRANCES	AVAILABLE BUDGET	PCT USED
<u>01824153 520500 REPAIR & MAINT-</u>	500	0	500	110.00	.00	390.00	22.0%
<u>01824153 525100 LEASING EQUIP.</u>	4,164	0	4,164	.00	.00	4,164.00	.0%
<u>01824153 530000 PROFESSIONAL SE</u>	10,000	15,338	25,338	18,937.52	.00	6,400.00	74.7%
<u>01824153 530010 APPRAISALS</u>	0	24,300	24,300	3,000.00	21,300.00	.00	100.0%
<u>01824153 530066 SEALER WEIGHTS</u>	42,000	0	42,000	5,662.48	36,337.52	.00	100.0%
<u>01824153 530067 HOMELESSNESS CO</u>	125,313	0	125,313	25,610.55	25,610.55	74,091.90	40.9%
<u>01824153 530068 UML WORK STUDY</u>	3,000	0	3,000	.00	3,000.00	.00	100.0%
<u>01824153 531702 ADVERTISING</u>	7,500	1,349	8,849	626.40	2,008.16	6,214.72	29.8%
<u>01824153 531800 PRINTING & BIN</u>	2,500	600	3,100	2,710.50	.00	389.50	87.4%
<u>01824154 544400 OFFICE SUPPLIES</u>	10,000	-600	9,400	7,427.53	1,726.79	245.68	97.4%
<u>01824154 545500 UNIFORMS & OTHE</u>	1,000	0	1,000	.00	.00	1,000.00	.0%
<u>01824157 570401 DUES & SUBSCRIP</u>	2,500	0	2,500	410.00	.00	2,090.00	16.4%
<u>01824157 570700 TRANS - MONTHLY</u>	58,800	0	58,800	25,200.00	.00	33,600.00	42.9%
<u>01824157 570702 TRANS REIMBURS.</u>	15,000	0	15,000	5,384.67	.00	9,615.33	35.9%
<u>01824157 570705 BLG/INSP/TRN/ED</u>	5,000	250	5,250	3,054.42	555.15	1,640.43	68.8%
<u>01824157 571800 EDUCATION REIMB</u>	1,200	0	1,200	.00	.00	1,200.00	.0%
<u>01824157 573400 MISCELLANEOUS C</u>	500	4,511	5,011	603.63	1,126.37	3,280.81	34.5%
<u>01824170 589166 OFFICE FURNITUR</u>	1,500	0	1,500	426.00	.00	1,074.00	28.4%
<u>01824175 580304 URBAN RENEWAL</u>	0	7,430	7,430	7,430.00	.00	.00	100.0%
<u>01824175 588508 CAPITAL IMPROVE</u>	3,000	0	3,000	.00	.00	3,000.00	.0%
220 FIRE							
<u>02204175 582500 BUILDING REHAB.</u>	4,000	0	4,000	489.67	423.66	3,086.67	22.8%
<u>02204253 520507 REAPIR & MAINT-</u>	5,000	940	5,940	2,921.52	1,420.00	1,598.48	73.1%
<u>02204354 543100 CUSTODIAL-SUPPL</u>	7,000	0	7,000	2,911.71	300.00	3,788.29	45.9%
400 DPW GENERAL							
<u>04007951 511000 SALARIES - PERM</u>	1,898,798	0	1,898,798	831,202.02	.00	1,067,595.98	43.8%
<u>04007951 513000 SW OVERTIME</u>	87,000	0	87,000	45,012.08	.00	41,987.92	51.7%
TOTAL GENERAL GOVERNMENT	30,685,581	191,902	30,877,483	12,108,921.14	1,497,264.33	17,271,297.65	44.1%
TOTAL EXPENSES	30,685,581	191,902	30,877,483	12,108,921.14	1,497,264.33	17,271,297.65	
2 PUBLIC SAFETY							
210 POLICE							
<u>02104151 511000 SALARIES - PERM</u>	24,180,333	0	24,180,333	11,346,006.11	.00	12,834,326.89	46.9%



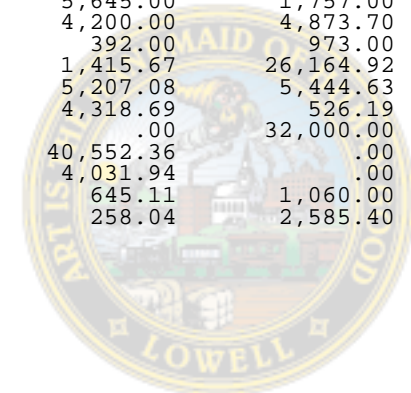
FOR 2019 06

2	PUBLIC SAFETY	ORIGINAL APPROP	TRANFRS/ADJSTMTS	REVISED BUDGET	YTD EXPENDED	ENCUMBRANCES	AVAILABLE BUDGET	PCT USED	
02104151	512000	S & W TEMPORARY	15,000	0	15,000	7,186.93	.00	7,813.07	47.9%
02104151	513000	OVERTIME	760,000	0	760,000	433,854.48	.00	326,145.52	57.1%
02104151	514000	S & W HOLIDAY	430,000	0	430,000	140,716.94	.00	289,283.06	32.7%
02104151	514100	SPECIAL EVENTS	40,000	0	40,000	12,362.12	.00	27,637.88	30.9%
02104151	514300	SW SHIFT DIFFER	40,000	0	40,000	18,405.61	.00	21,594.39	46.0%
02104151	514800	S & W LONGEVITY	5,950	0	5,950	2,833.24	.00	3,116.76	47.6%
02104151	515000	COURT TIME	470,000	0	470,000	145,643.81	.00	324,356.19	31.0%
02104151	515001	SW POLICE ALLOW	24,050	0	24,050	23,630.00	420.00	.00	100.0%
02104151	515003	COMP TIME	65,000	0	65,000	23,232.35	.00	41,767.65	35.7%
02104151	515004	K-9 STIPEND	36,481	0	36,481	21,163.54	.00	15,317.46	58.0%
02104151	515006	PROF SERV FOR E	21,528	0	21,528	9,522.00	.00	12,006.00	44.2%
02104151	515600	OUT OF GRADE/PH	16,000	0	16,000	10,478.41	.00	5,521.59	65.5%
02104151	515800	Physical Fitnes	82,250	0	82,250	.00	.00	82,250.00	.0%
02104151	519300	UNIFORM ALLOWAN	82,540	4,212	86,752	47,701.52	5,096.94	33,953.48	60.9%
02104151	519800	UNIFORMS-TRAFFI	6,000	0	6,000	.00	.00	6,000.00	.0%
02104153	520200	TELEPHONE	5,000	1,033	6,033	926.67	4,106.78	1,000.00	83.4%
02104153	520500	REPAIR & MAINT-	100,000	2,645	102,645	59,325.30	31,078.66	12,241.04	88.1%
02104153	520504	REPAIR & MAINT	80,000	136	80,136	.00	75,135.67	5,000.00	93.8%
02104153	520512	REPAIR & MAINT-	200,000	17	200,017	193,773.88	6,241.03	2.09	100.0%
02104153	520515	REPAIR & MAINT-	13,000	6,334	19,334	9,988.20	1,360.46	7,984.89	58.7%
02104153	521900	HEPATITIS SHOTS	600	0	600	500.00	100.00	.00	100.0%
02104153	522300	ANIMAL CONTROL-	9,000	299	9,299	2,279.46	2,279.19	4,642.13	50.1%
02104153	522400	K-9 EXPENSES	6,000	144	6,144	2,516.13	1,269.56	2,358.47	61.6%
02104153	522600	POLICE-RENTAL-S	58,550	0	58,550	29,624.70	28,925.30	.00	100.0%
02104153	522800	PAINT / METER D	30,000	3,454	33,454	5,859.47	7,162.33	20,432.51	38.9%
02104153	524000	RENTAL OF EQUIP	7,450	2,943	10,393	1,717.70	3,847.45	4,827.52	53.5%
02104153	530020	KENNEL SERVICES	35,000	4,767	39,767	.00	4,766.93	35,000.00	12.0%
02104153	530100	PSYCHOLOGICAL E	18,000	600	18,600	6,425.00	1,446.00	10,729.00	42.3%
02104153	530105	TRAINING/EVALUA	40,000	52,419	92,419	32,352.31	17,819.40	42,247.29	54.3%
02104153	531704	COMMUNICATION-C	50,000	196	50,196	36,228.08	13,967.47	.00	100.0%
02104154	542100	FOOD SERVICE-SU	9,500	121	9,621	6,277.50	3,043.23	300.00	96.9%
02104154	542300	GAS & MOTOR OIL	240,000	822	240,822	134,358.55	52,782.61	53,680.37	77.7%
02104154	543300	GARAGE/AUTO PAR	80,000	3,081	83,081	47,208.68	19,136.93	16,735.09	79.9%
02104154	544400	OFFICE SUPPLIES	5,000	0	5,000	4,043.65	312.30	644.05	87.1%
02104154	545300	MISC-SUPPLIES-O	5,000	164	5,164	4,282.93	200.34	681.07	86.8%
02104157	530039	POLICE-LEGAL DE	61,750	0	61,750	34,500.00	.00	27,250.00	55.9%
02104157	570401	DUES & SUBSCRIP	9,000	1,020	10,020	4,112.89	2,370.00	3,537.11	64.7%
02104157	570701	IN-STA TRAVEL R	2,000	0	2,000	57.60	.00	1,942.40	2.9%
02104157	571400	NO. MIDD LAW EN	5,925	0	5,925	5,500.00	.00	425.00	92.8%
02104157	573400	MISCELLANEOUS C	10,000	60	10,060	7,053.68	1,912.46	1,093.49	89.1%
02104170	589108	POLICE-DIVE TEA	5,000	0	5,000	950.00	.00	4,050.00	19.0%
02104170	589116	POLICE CARS	100,000	53,832	153,832	103,595.46	43,094.58	7,142.31	95.4%
02104170	589117	POLICE PHOTO LA	2,500	0	2,500	1,487.96	85.74	926.30	62.9%
02104170	589118	POLICE EQUIPMEN	35,000	114,202	149,202	105,947.31	.00	43,255.07	71.0%




FOR 2019 06

2	PUBLIC SAFETY	ORIGINAL APPROP	TRANFRS/ADJSTMTS	REVISED BUDGET	YTD EXPENDED	ENCUMBRANCES	AVAILABLE BUDGET	PCT USED
	02104170 589140 PORTABLE RADIOS	13,600	378	13,978	.00	377.77	13,600.00	2.7%
	02104170 589166 OFFICE FURNITUR	5,000	0	5,000	1,039.00	.00	3,961.00	20.8%
	02104257 571903 INS. PREMIUMS -	12,000	0	12,000	.00	.00	12,000.00	.0%
	02104357 570102 COMP HARDWARE-S	92,600	1,278	93,878	72,027.21	15,197.39	6,653.38	92.9%
220 FIRE								
	02204151 511000 SALARIES - PERM	16,276,744	0	16,276,744	7,612,867.48	.00	8,663,876.52	46.8%
	02204151 511605 APPARATUS DETAI	41,200	0	41,200	14,973.00	.00	26,227.00	36.3%
	02204151 513000 OVERTIME	741,600	0	741,600	360,992.83	.00	380,607.17	48.7%
	02204151 513007 OVERTIME-PUBLIC	15,914	0	15,914	2,310.06	.00	13,603.94	14.5%
	02204151 513200 S & W-OVERTIME/	218,000	0	218,000	91,112.89	.00	126,887.11	41.8%
	02204151 514000 S & W HOLIDAY	1,028,632	0	1,028,632	425,365.80	.00	603,266.20	41.4%
	02204151 514800 S & W LONGEVITY	9,000	0	9,000	3,873.27	.00	5,126.73	43.0%
	02204151 515000 COURT TIME	2,200	0	2,200	.00	.00	2,200.00	.0%
	02204151 515600 OUT OF GRADE CO	137,387	0	137,387	67,943.29	.00	69,443.71	49.5%
	02204151 515700 HAZARDOUS MATER	35,000	0	35,000	-7,929.27	.00	42,929.27	-22.7%
	02204151 518500 BUY BACK VACATI	148,526	0	148,526	30,108.34	.00	118,417.66	20.3%
	02204151 571801 EDUCATION INCEN	5,500	0	5,500	4,740.00	.00	760.00	86.2%
	02204151 572300 OUT OF STATE TR	4,200	0	4,200	.00	.00	4,200.00	.0%
	02204152 520100 ENERGY- ELECTRI	40,000	0	40,000	22,227.52	.00	17,772.48	55.6%
	02204152 520101 ENERGY- HEATING	62,000	0	62,000	2,965.60	.00	59,034.40	4.8%
	02204153 520500 REPAIR & MAINT-	10,000	6,000	16,000	8,679.28	3,279.01	4,041.71	74.7%
	02204153 520504 REPAIR & MAINT	150,000	0	150,000	70,269.99	44,566.82	35,163.19	76.6%
	02204153 521400 HAZARDOUS WASTE	6,500	-1,000	5,500	861.05	1,095.50	3,543.45	35.6%
	02204153 523700 LADDER TESTING	5,500	0	5,500	.00	.00	5,500.00	.0%
	02204153 525006 HEALTH & SAFETY	35,000	0	35,000	4,850.00	6,900.00	23,250.00	33.6%
	02204153 530000 PROFESSIONAL SE	1,500	-1,500	0	.00	.00	.00	.0%
	02204153 530014 PROF.SVC-EMT/AM	8,000	-1,000	7,000	.00	.00	7,000.00	.0%
	02204153 530059 CoderED	10,100	-100	10,000	10,000.00	.00	.00	100.0%
	02204153 530060 CELLULAR SERV/E	6,000	-3,294	2,706	275.03	281.00	2,150.21	20.5%
	02204153 530072 Alarm Monitorin	62,000	160	62,160	31,080.00	31,080.00	.00	100.0%
	02204153 530101 PRE-RETIRE PHYS	15,000	1,200	16,200	8,798.00	5,645.00	1,757.00	89.2%
	02204153 530105 TRAINING/EVALUA	10,000	0	10,000	926.30	4,200.00	4,873.70	51.3%
	02204153 531800 PRINTING & BIN	2,300	0	2,300	935.00	392.00	973.00	57.7%
	02204154 540800 FIREFIGHTER-SUP	30,000	343	30,343	2,762.05	1,415.67	26,164.92	13.8%
	02204154 540801 LEPC-SUPPLIES/T	12,500	0	12,500	1,848.29	5,207.08	5,444.63	56.4%
	02204154 541000 COMPUTER EQUIPM	14,600	97	14,697	9,852.45	4,318.69	526.19	96.4%
	02204154 541800 MEDICAL & SURGI	32,000	0	32,000	.00	.00	32,000.00	.0%
	02204154 542300 GAS & MOTOR OIL	85,000	817	85,817	45,264.30	40,552.36	.00	100.0%
	02204154 542500 AUTOMOTIVE-TIRE	10,000	0	10,000	5,968.06	4,031.94	.00	100.0%
	02204154 543600 HARDWARE-SUPPLI	2,000	0	2,000	294.89	645.11	1,060.00	47.0%
	02204154 544400 OFFICE SUPPLIES	3,500	0	3,500	656.56	258.04	2,585.40	26.1%



FOR 2019 06

	ORIGINAL APPROP	TRANFRS/ ADJSTMTS	REVISED BUDGET	YTD EXPENDED	ENCUMBRANCES	AVAILABLE BUDGET	PCT USED
02204157 570401 DUES & SUBSCRIP	6,500	0	6,500	3,580.50	995.00	1,924.50	70.4%
02204157 570701 IN-STA TRAVEL R	3,000	0	3,000	372.92	.00	2,627.08	12.4%
02204157 571800 EDUCATION REIMB	5,000	0	5,000	.00	.00	5,000.00	.0%
02204170 589107 UPGRADE RADIO S	12,500	0	12,500	829.15	1,170.85	10,500.00	16.0%
02204170 589109 OTHER(SCUBA.ETC	7,500	0	7,500	352.00	.00	7,148.00	4.7%
02204170 589119 SCBA EQUIPMENT(45,000	0	45,000	1,328.84	5,965.25	37,705.91	16.2%
02204170 589127 4" HOSE & HARDW	10,000	0	10,000	.00	.00	10,000.00	.0%
02204170 589166 OFFICE FURNITUR	3,000	0	3,000	395.04	954.89	1,650.07	45.0%
02204170 589179 REPLACE-REPAIR	100,000	2,068	102,068	4,296.92	2,242.00	95,529.00	6.4%
02204257 571903 INS. PREMIUMS -	5,000	0	5,000	.00	3,617.00	1,383.00	72.3%
240 INSPECTION SERVICE							
02404151 511000 SALARIES - PERM	1,236,987	0	1,236,987	544,047.00	.00	692,940.00	44.0%
TOTAL PUBLIC SAFETY	48,333,497	257,946	48,591,443	22,546,868.81	512,349.73	25,532,224.67	47.5%
TOTAL EXPENSES	48,333,497	257,946	48,591,443	22,546,868.81	512,349.73	25,532,224.67	
3 EDUCATION							
001 CARDINAL O'CONNELL SCHOOL							
90110103 512958 Cardinal Parapr	0	119,274	119,274	27,115.14	.00	92,158.36	22.7%
90110106 512903 Cardinal SPED T	7,325	161,139	168,464	71,547.57	.00	96,916.14	42.5%
90110106 512958 Cardinal SPED P	0	219,334	219,334	102,712.84	.00	116,621.14	46.8%
90110112 544400 Cardinal SA - G	0	13,000	13,000	.00	.00	13,000.00	.0%
90110903 512903 Cardinal PreSch	0	359,251	359,251	91,571.69	.00	267,679.80	25.5%
90111003 512903 Cardinal Art Te	57,861	0	57,861	18,729.24	.00	39,131.76	32.4%
90112603 512903 Cardinal PhEd T	67,325	-67,325	0	6,592.84	.00	-6,592.84	100.0%*
90112803 512903 Cardinal Music	49,626	0	49,626	19,887.62	.00	29,738.38	40.1%
90113104 512903 Cardinal Social	0	0	0	16,351.61	.00	-16,351.61	100.0%*
90141103 512902 Cardinal School	43,542	0	43,542	16,770.09	.00	26,771.91	38.5%
90147103 512960 Cardinal Custod	46,493	0	46,493	22,795.49	.00	23,697.51	49.0%
002 BAILEY SCHOOL							
90210103 512903 Bailey Elementa	1,321,261	0	1,321,261	401,160.05	.00	920,100.95	30.4%
90210103 512958 Bailey Paraprof	306,706	0	306,706	107,835.25	.00	198,870.75	35.2%
90210106 512903 Bailey SPED Tea	505,417	0	505,417	189,261.00	.00	316,156.00	37.4%



FOR 2019 06


	ORIGINAL APPROP	TRANFRS/ ADJSTMTS	REVISED BUDGET	YTD EXPENDED	ENCUMBRANCES	AVAILABLE BUDGET	PCT USED
90210106 512958 Bailey SPED Par	173,207	0	173,207	72,771.70	.00	100,435.30	42.0%
90210109 512903 Bailey ELL Teac	86,402	0	86,402	27,593.04	.00	58,808.96	31.9%
90210112 544400 Bailey SA - Gen	27,360	0	27,360	12,007.44	6,701.44	8,651.12	68.4%
90210803 512903 Bailey Kinderga	339,370	0	339,370	109,849.24	.00	229,520.76	32.4%
90210903 512903 Bailey Pre-Scho	81,381	0	81,381	26,341.67	.00	55,039.33	32.4%
90211003 512903 Bailey Art Teac	86,538	0	86,538	34,680.17	.00	51,857.83	40.1%
90212003 512903 Bailey Math Tea	60,000	0	60,000	27,369.66	.00	32,630.34	45.6%
90212603 512903 Bailey Phys. Ed	82,589	0	82,589	26,732.67	.00	55,856.33	32.4%
90212803 512903 Bailey Music Te	49,626	0	49,626	35,951.22	.00	13,674.78	72.4%
90212903 512903 Bailey Reading	75,461	0	75,461	24,425.60	.00	51,035.40	32.4%
90237002 530002 Bailey SA - Pro	12,000	0	12,000	3,685.00	.00	8,315.00	30.7%
90237003 512111 Bailey - Studen	5,397	0	5,397	848.00	552.00	3,997.24	25.9%
90241103 512101 Bailey Principa	125,514	0	125,514	45,861.20	.00	79,652.80	36.5%
90241103 512102 Bailey Asst. Pr	103,211	0	103,211	37,338.42	.00	65,872.58	36.2%
90241103 512902 Bailey School C	44,004	0	44,004	21,785.10	.00	22,218.90	49.5%
90247103 512960 Bailey Custodia	147,513	0	147,513	71,681.75	.00	75,831.25	48.6%

012 MCAVINNUE SCHOOL

91210103 512903 McAvinnue Eleme	1,087,204	0	1,087,204	377,371.17	.00	709,832.83	34.7%
91210103 512958 McAvinnue Parap	322,909	0	322,909	97,322.45	.00	225,586.55	30.1%
91210106 512903 McAvinnue SPED	553,460	0	553,460	176,921.45	.00	376,538.55	32.0%
91210106 512958 McAvinnue SPED	160,959	0	160,959	71,219.33	.00	89,739.67	44.2%
91210109 512903 McAvinnue ELL T	166,067	0	166,067	54,613.85	.00	111,453.15	32.9%
91210112 544400 McAvinnue SA -	24,360	0	24,360	8,761.74	3,210.36	12,387.90	49.1%
91210803 512903 McAvinnue Kinde	312,080	0	312,080	101,015.36	.00	211,064.64	32.4%
91210903 512903 McAvinnue Pre-S	83,776	0	83,776	27,117.21	.00	56,658.79	32.4%
91211003 512903 McAvinnue Art T	82,165	0	82,165	32,613.48	.00	49,551.52	39.7%
91212003 512903 McAvinnue Math	79,838	0	79,838	25,842.38	.00	53,995.62	32.4%
91212603 512903 McAvinnue Phys.	91,617	0	91,617	29,512.85	.00	62,104.15	32.2%
91212803 512903 McAvinnue Music	71,175	0	71,175	23,038.23	.00	48,136.77	32.4%
91212903 512903 McAvinnue Readi	79,838	0	79,838	25,842.38	.00	53,995.62	32.4%
91237012 530002 McAvinnue SA -	15,000	0	15,000	2,922.50	.00	12,077.50	19.5%
91241103 512101 McAvinnue Princ	112,868	0	112,868	41,138.04	.00	71,729.96	36.4%
91241103 512102 McAvinnue Asst.	109,778	0	109,778	39,713.80	.00	70,064.20	36.2%
91241103 512902 McAvinnue Schoo	43,079	0	43,079	21,093.55	.00	21,985.45	49.0%
91241112 512111 STUDENT BODY AC	5,397	0	5,397	.00	.00	5,397.24	.0%
91247103 512960 McAvinnue Custo	148,622	0	148,622	72,209.99	.00	76,412.01	48.6%


015 GREENHALGE SCHOOL

91510103 512903 Greenhalge Elem	1,076,425	0	1,076,425	391,648.85	.00	684,776.15	36.4%
---	-----------	---	-----------	------------	-----	------------	-------



FOR 2019 06

	ORIGINAL APPROP	TRANFRS/ ADJSTMTS	REVISED BUDGET	YTD EXPENDED	ENCUMBRANCES	AVAILABLE BUDGET	PCT USED
91510103 512958 Greenhalge Para	309,694	0	309,694	114,203.63	.00	195,490.37	36.9%
91510105 512111 STUDENT BODY AC	5,452	0	5,452	793.62	306.38	4,352.09	20.2%
91510106 512903 Greenhalge SPED	502,527	0	502,527	164,075.84	.00	338,451.16	32.7%
91510106 512958 Greenhalge SPED	260,363	0	260,363	115,146.57	.00	145,216.43	44.2%
91510109 512903 Greenhalge ELL	170,603	0	170,603	27,758.28	.00	142,844.72	16.3%
91510112 544400 Greenhalge SA -	34,760	0	34,760	29,490.27	3,631.36	1,638.37	95.3%
91510124 541000 Greenhalge SA -	3,000	0	3,000	742.68	.00	2,257.32	24.8%
91510803 512903 Greenhalge Kind	284,346	0	284,346	84,673.43	.00	199,672.57	29.8%
91510903 512903 Greenhalge Pre-	154,540	0	154,540	74,068.66	.00	80,471.34	47.9%
91511003 512903 Greenhalge Art	67,325	0	67,325	21,791.62	.00	45,533.38	32.4%
91512003 512903 Greenhalge Math	86,542	0	86,542	27,758.28	.00	58,783.72	32.1%
91512603 512903 Greenhalge Phys	163,200	0	163,200	25,842.38	.00	137,357.62	15.8%
91512803 512903 Greenhalge Musi	91,177	0	91,177	29,512.85	.00	61,664.15	32.4%
91512903 512903 Greenhalge Read	85,247	0	85,247	27,593.04	.00	57,653.96	32.4%
91537015 530002 Greenhalge SA -	2,000	0	2,000	4,457.50	.00	-2,457.50	222.9%*
91541103 512101 Greenhalge Prin	123,109	0	123,109	44,536.76	.00	78,572.24	36.2%
91541103 512102 Greenhalge Asst	113,262	0	113,262	38,881.60	.00	74,380.40	34.3%
91541103 512902 Greenhalge Scho	44,004	0	44,004	21,255.30	.00	22,748.70	48.3%
91547103 512960 Greenhalge Cust	144,768	0	144,768	63,931.03	.00	80,836.97	44.2%
018 PYNE SCHOOL							
91810103 512903 Pyne Arts Eleme	524,956	0	524,956	138,042.88	.00	386,913.12	26.3%
91810103 512958 Pyne Arts Parap	275,593	0	275,593	91,956.57	.00	183,636.43	33.4%
91810106 512903 Pyne Arts SPED	631,114	0	631,114	271,893.29	.00	359,220.71	43.1%
91810106 512958 Pyne Arts SPED	420,682	-51,742	368,940	133,330.67	.00	235,609.15	36.1%
91810109 512903 Pyne Arts ELL T	92,321	0	92,321	29,883.11	.00	62,437.89	32.4%
91810112 544400 Pyne Arts SA -	36,000	0	36,000	17,405.43	9,146.83	9,447.74	73.8%
91810124 541000 Pyne Arts SA -	0	457	457	914.12	.00	-457.06	200.0%*
91810604 512903 Pyne Arts Middl	366,944	0	366,944	101,344.65	.00	265,599.35	27.6%
91810803 512903 Pyne Arts Kinde	135,292	0	135,292	44,783.95	.00	90,508.05	33.1%
91810903 512903 Pyne Arts Pre-S	90,340	0	90,340	29,241.53	.00	61,098.47	32.4%
91811003 512903 Pyne Arts Art T	89,589	0	89,589	35,745.90	.00	53,843.10	39.9%
91811203 512903 Pyne Arts Compu	83,277	0	83,277	26,955.71	.00	56,321.29	32.4%
91811403 541500 BASIC TEXT	625	0	625	.00	598.00	27.00	95.7%
91811503 512903 Pyne Arts Engli	66,020	0	66,020	21,370.36	.00	44,649.64	32.4%
91811903 512903 Pyne Arts Tech.	82,165	0	82,165	26,341.67	.00	55,823.33	32.1%
91812003 512903 Pyne Arts Math	75,882	0	75,882	25,270.67	.00	50,611.33	33.3%
91812603 512903 Pyne Arts Phys.	74,234	0	74,234	24,028.31	.00	50,205.69	32.4%
91812803 512903 Pyne Arts Music	53,486	0	53,486	17,312.63	.00	36,173.37	32.4%
91812903 512903 Pyne Arts Readi	84,636	0	84,636	22,791.37	.00	61,844.63	26.9%
91813003 512903 Pyne Arts Scien	74,234	0	74,234	24,028.31	.00	50,205.69	32.4%
91813103 512903 Pyne Arts Socia	86,402	0	86,402	34,626.28	.00	51,775.72	40.1%



FOR 2019 06

	ORIGINAL APPROP	TRANFRS/ADJSTMTS	REVISED BUDGET	YTD EXPENDED	ENCUMBRANCES	AVAILABLE BUDGET	PCT USED
91813303 512903 Pyne Arts Drama	83,776	0	83,776	27,117.21	.00	56,658.79	32.4%
91835003 512105 Pyne Arts Guida	84,220	0	84,220	28,864.08	.00	55,355.92	34.3%
91837018 530002 Pyne Arts SA -	6,500	0	6,500	1,365.00	.00	5,135.00	21.0%
91841103 512101 Pyne Arts Princ	126,328	0	126,328	46,158.41	.00	80,169.59	36.5%
91841103 512102 Pyne Arts Asst.	108,866	0	108,866	39,384.15	.00	69,481.85	36.2%
91841103 512902 Pyne Arts Schoo	39,198	0	39,198	19,478.06	.00	19,719.94	49.7%
91841112 512111 STUDENT BODY AC	5,485	0	5,485	.00	363.07	5,121.93	6.6%
91847103 512960 Pyne Arts Custo	187,026	0	187,026	91,555.99	.00	95,470.01	49.0%

019 ALTERNATIVE SCHOOL


91910115 512111 STUDENT BODY AC	277	0	277	.00	.00	276.85	.0%
91920104 512110 Laura Lee Coord	100,576	0	100,576	32,554.83	.00	68,021.17	32.4%
91920106 512903 Laura Lee SPED	360,106	0	360,106	150,207.24	.00	209,898.76	41.7%
91920106 512958 Laura Lee SPED	159,598	0	159,598	54,593.28	.00	105,004.72	34.2%
91920109 544400 Laura Lee SA -	7,400	0	7,400	2,296.27	2,609.60	2,494.13	66.3%
91937019 530002 Laura Lee SA -	2,000	0	2,000	.00	500.00	1,500.00	25.0%
91941102 530002 Laura Lee SA -	4,100	0	4,100	.00	320.00	3,780.00	7.8%
91941103 512902 Laura Lee Schoo	43,079	0	43,079	20,920.12	.00	22,158.88	48.6%

020 LINCOLN SCHOOL

92010103 512903 Lincoln Element	1,211,454	0	1,211,454	425,417.69	.00	786,036.31	35.1%
92010103 512958 Lincoln Parapro	333,662	0	333,662	112,293.50	.00	221,368.50	33.7%
92010106 512903 Lincoln SPED Te	396,898	0	396,898	128,469.51	.00	268,428.49	32.4%
92010106 512958 Lincoln SPED Pa	144,538	0	144,538	52,113.67	.00	92,424.33	36.1%
92010109 512903 Lincoln ELL Tea	152,686	0	152,686	56,215.43	.00	96,470.57	36.8%
92010112 544400 Lincoln SA - Ge	25,000	0	25,000	11,132.27	2,909.00	10,958.73	56.2%
92010803 512903 Lincoln Kinderg	281,475	0	281,475	95,458.74	.00	186,016.26	33.9%
92010903 512903 Lincoln Pre-Sch	159,676	0	159,676	51,684.76	.00	107,991.24	32.4%
92011003 512903 Lincoln Art Tea	60,000	0	60,000	25,842.38	.00	34,157.62	43.1%
92012003 512903 Lincoln Math Te	79,838	0	79,838	25,842.38	.00	53,995.62	32.4%
92012004 512111 Lincoln - Stude	5,496	0	5,496	.00	.00	5,495.97	.0%
92012603 512903 Lincoln Phys. E	93,889	0	93,889	29,883.11	.00	64,005.89	31.8%
92012803 512903 Lincoln Music T	66,020	0	66,020	21,370.36	.00	44,649.64	32.4%
92012903 512903 Lincoln Reading	62,950	0	62,950	18,878.16	.00	44,071.84	30.0%
92037020 530002 Lincoln SA - Pr	15,080	0	15,080	3,058.63	.00	12,021.37	20.3%
92041103 512101 Lincoln Princip	125,227	0	125,227	41,288.52	.00	83,938.48	33.0%
92041103 512102 Lincoln Asst. P	106,650	0	106,650	37,510.71	.00	69,139.29	35.2%
92041103 512902 Lincoln School	39,198	0	39,198	19,478.06	.00	19,719.94	49.7%
92047103 512960 Lincoln Custodi	145,389	0	145,389	73,767.19	.00	71,621.81	50.7%

025 MOLLOY SCHOOL

92510106 512903 Molloy SPED Tea	151,973	0	151,973	46,205.48	.00	105,767.52	30.4%
---	---------	---	---------	-----------	-----	------------	-------



FOR 2019 06


	ORIGINAL APPROP	TRANFRS/ ADJSTMTS	REVISED BUDGET	YTD EXPENDED	ENCUMBRANCES	AVAILABLE BUDGET	PCT USED
92510109 512903 Molloy ELL Teac	59,881	0	59,881	20,798.31	.00	39,082.69	34.7%
92510112 544400 Molloy SA - Gen	10,000	913	10,913	3,785.68	2,492.76	4,634.21	57.5%
92510603 512110 Molloy Coordina	113,996	0	113,996	40,831.76	.00	73,164.24	35.8%
92510704 512111 STUDENT BODY AC	962	0	962	.00	.00	962.22	.0%
92511504 512903 Molloy English	161,644	0	161,644	52,321.75	.00	109,322.25	32.4%
92512004 512903 Molloy Math Tea	75,461	0	75,461	24,425.60	.00	51,035.40	32.4%
92512603 512903 Molloy PhEd Tea	0	67,325	67,325	14,649.82	.00	52,675.18	21.8%
92513003 512903 Molloy Science	159,472	0	159,472	57,832.64	.00	101,639.36	36.3%
92513103 512903 Molloy Social S	77,431	0	77,431	25,063.44	.00	52,367.56	32.4%
92537025 530002 Molloy SA - Pro	3,000	0	3,000	590.00	.00	2,410.00	19.7%
92541105 512902 Molloy School C	43,079	0	43,079	21,699.96	.00	21,379.04	50.4%
92541106 530002 CONTRACTED SERV	500	0	500	.00	.00	500.00	.0%
92541408 512915 Molloy Security	40,912	0	40,912	.00	.00	40,912.00	.0%
92547103 512960 Molloy Custodia	47,177	0	47,177	36,699.73	.00	10,477.27	77.8%

027 MOODY SCHOOL

92710103 512903 Moody Elementar	729,347	0	729,347	253,139.73	.00	476,207.27	34.7%
92710103 512958 Moody Paraprofe	270,000	-80,864	189,136	75,274.12	.00	113,861.47	39.8%
92710106 512903 Moody SPED Teac	145,396	0	145,396	59,982.74	.00	85,413.26	41.3%
92710109 512903 Moody ELL Teach	56,551	0	56,551	26,955.71	.00	29,595.29	47.7%
92710112 544400 Moody SA - Gene	15,280	0	15,280	8,249.34	3,288.30	3,742.36	75.5%
92710803 512903 Moody Kindergar	141,687	0	141,687	45,862.09	.00	95,824.91	32.4%
92710903 512903 Moody Pre-Schoo	129,464	0	129,464	19,761.82	.00	109,702.18	15.3%
92711003 512903 Moody Art Teach	75,461	0	75,461	24,425.60	.00	51,035.40	32.4%
92712003 512903 Moody Math Teac	81,806	0	81,806	27,967.21	.00	53,838.79	34.2%
92712603 512903 Moody Phys. Ed.	89,589	0	89,589	36,045.90	.00	53,543.10	40.2%
92712803 512903 Moody Music Tea	93,464	0	93,464	30,253.03	.00	63,210.97	32.4%
92712903 512903 Moody Reading T	79,838	0	79,838	21,222.93	.00	58,615.07	26.6%
92737027 530002 Moody SA - Prof	8,000	0	8,000	.00	.00	8,000.00	.0%
92741103 512101 Moody Principal	124,858	0	124,858	45,507.85	.00	79,350.15	36.4%
92741103 512902 Moody School Cl	44,004	0	44,004	21,418.05	.00	22,585.95	48.7%
92741112 512111 STUDENT BODY AC	3,192	0	3,192	.00	.00	3,192.27	.0%
92741113 541500 BASIC TEXT	625	0	625	400.96	.00	224.04	64.2%
92747103 512960 Moody Custodian	97,816	0	97,816	41,138.74	.00	56,677.26	42.1%


030 MOREY SCHOOL

93010103 512903 Morey Elementar	1,275,203	0	1,275,203	421,912.97	.00	853,290.03	33.1%
93010103 512958 Morey Paraprofe	299,576	0	299,576	97,829.67	.00	201,746.33	32.7%
93010104 512301 Morey SA - Tuto	0	0	0	4,110.00	.00	-4,110.00	100.0%*
93010106 512903 Morey SPED Teac	484,762	0	484,762	166,119.75	.00	318,642.25	34.3%




FOR 2019 06

	ORIGINAL APPROP	TRANFRS/ ADJSTMTS	REVISED BUDGET	YTD EXPENDED	ENCUMBRANCES	AVAILABLE BUDGET	PCT USED
93010106 512958 Morey SPED Para	120,172	0	120,172	92,250.24	.00	27,921.76	76.8%
93010109 512903 Morey ELL Teach	156,798	0	156,798	50,753.33	.00	106,044.67	32.4%
93010112 544400 Morey SA - Gene	16,920	0	16,920	13,553.12	3,249.43	117.45	99.3%
93010124 541000 Morey SA - Tech	5,000	0	5,000	.00	.00	5,000.00	.0%
93010803 512903 Morey Kindergar	399,711	0	399,711	128,676.06	.00	271,034.94	32.2%
93010901 512903 Morey Pre-Schoo	163,956	0	163,956	53,931.02	.00	110,024.98	32.9%
93011003 512903 Morey Art Teach	87,215	0	87,215	28,230.37	.00	58,984.63	32.4%
93012003 512903 Morey Math Teac	81,806	0	81,806	27,593.04	.00	54,212.96	33.7%
93012603 512903 Morey Phys. Ed.	83,776	0	83,776	27,117.21	.00	56,658.79	32.4%
93012803 512903 Morey Music Tea	84,556	0	84,556	28,230.37	.00	56,325.63	33.4%
93012903 512903 Morey Reading T	153,043	0	153,043	55,028.59	.00	98,014.41	36.0%
93037030 530002 Morey SA - Prof	20,000	0	20,000	5,332.50	.00	14,667.50	26.7%
93041103 512101 Morey Principal	124,548	0	124,548	48,859.55	.00	75,688.45	39.2%
93041103 512102 Morey Asst. Pri	114,418	0	114,418	41,392.64	.00	73,025.36	36.2%
93041103 512902 Morey School Cl	43,079	0	43,079	20,920.12	.00	22,158.88	48.6%
93041112 512111 STUDENT BODY AC	5,748	0	5,748	.00	.00	5,748.28	.0%
93047103 512960 Morey Custodian	147,329	0	147,329	71,505.83	.00	75,823.17	48.5%
035 LEBLANC SCHOOL							
93510106 512958 LeBlanc SPED Pa	46,728	0	46,728	17,878.09	.00	28,849.91	38.3%
93510112 512111 STUDENT BODY AC	398	0	398	.00	.00	398.16	.0%
93510112 544400 LeBlanc SA - Ge	13,500	0	13,500	3,078.31	1,612.06	8,809.63	34.7%
93541103 512902 LeBlanc School	39,198	0	39,198	19,478.06	.00	19,719.94	49.7%
93541408 512915 LeBlanc Securit	44,325	0	44,325	21,500.81	.00	22,824.19	48.5%
93547103 512960 LeBlanc Custodi	45,939	0	45,939	22,267.28	.00	23,671.72	48.5%
036 PAWTUCKETVILLE MEMORIAL SCHOOL							
93610103 512903 Pawtucket Eleme	1,289,339	0	1,289,339	451,778.91	.00	837,560.09	35.0%
93610103 512958 Pawtucket Parap	255,704	-29,521	226,184	82,881.27	.00	143,302.23	36.6%
93610106 512903 Pawtucket SPED	412,633	0	412,633	140,704.24	.00	271,928.76	34.1%
93610106 512958 Pawtucket SPED	293,309	0	293,309	115,475.77	.00	177,833.23	39.4%
93610109 512903 Pawtucketville	88,618	0	88,618	28,399.69	.00	60,218.31	32.0%
93610112 544400 Pawtucket SA -	32,600	0	32,600	14,674.48	3,663.77	14,261.75	56.3%
93610114 512111 Pawtucket - Stu	5,704	0	5,704	.00	1,072.00	4,632.40	18.8%
93610803 512903 Pawtucket Kinde	283,341	0	283,341	122,469.36	.00	160,871.64	43.2%
93610903 512903 Pawtucket Pre-S	81,381	0	81,381	.00	.00	81,381.00	.0%
93611003 512903 Pawtucket Art T	59,881	0	59,881	20,798.31	.00	39,082.69	34.7%
93612003 512903 Pawtucket Math	0	77,649	77,649	25,133.82	.00	52,515.18	32.4%
93612603 512903 Pawtucket Phys.	79,838	0	79,838	25,842.38	.00	53,995.62	32.4%
93612803 512903 Pawtucket Music	62,950	0	62,950	20,375.86	.00	42,574.14	32.4%




FOR 2019 06

	ORIGINAL APPROP	TRANFRS/ ADJSTMTS	REVISED BUDGET	YTD EXPENDED	ENCUMBRANCES	AVAILABLE BUDGET	PCT USED
93612903 512903 Pawtucket Readi	64,255	0	64,255	20,087.03	.00	44,167.97	31.3%
93637036 530002 Pawtucket SA -	9,000	0	9,000	585.00	.00	8,415.00	6.5%
93641103 512101 Pawtucket Princ	123,088	0	123,088	44,974.52	.00	78,113.48	36.5%
93641103 512102 Pawtucket Asst.	112,907	0	112,907	40,846.20	.00	72,060.80	36.2%
93641103 512902 Pawtucket Schoo	43,542	0	43,542	21,177.04	.00	22,364.96	48.6%
93647103 512960 Pawtucket Custo	143,711	0	143,711	69,779.41	.00	73,931.59	48.6%
<hr/>							
040 REILLY SCHOOL							
94010103 512903 Reilly Elementa	1,671,466	0	1,671,466	389,675.75	.00	1,281,790.25	23.3%
94010103 512958 Reilly Paraprof	366,268	0	366,268	123,089.90	.00	243,178.10	33.6%
94010104 512903 SW PROF STAFF/C	0	0	0	115,915.69	.00	-115,915.69	100.0%*
94010105 512111 Reilly - Studen	7,054	0	7,054	3,990.99	.00	3,062.72	56.6%
94010106 512903 Reilly SPED Tea	407,456	0	407,456	171,729.24	.00	235,726.76	42.1%
94010106 512958 Reilly SPED Par	119,709	0	119,709	33,435.97	.00	86,273.03	27.9%
94010109 512903 Reilly ELL Teac	137,699	0	137,699	44,571.62	.00	93,127.38	32.4%
94010112 544400 Reilly SA - Gen	25,040	0	25,040	9,099.74	6,061.89	9,878.37	60.5%
94010124 541000 Reilly SA - Tec	10,000	0	10,000	10,000.00	.00	.00	100.0%
94010803 512903 Reilly Kinderga	390,765	0	390,765	127,242.45	.00	263,522.55	32.6%
94011003 512903 Reilly Art Teac	92,321	0	92,321	29,883.11	.00	62,437.89	32.4%
94012003 512903 Reilly Math Tea	85,550	0	85,550	27,691.47	.00	57,858.53	32.4%
94012603 512903 Reilly Phys. Ed	62,070	0	62,070	20,798.31	.00	41,271.69	33.5%
94012803 512903 Reilly Music Te	69,858	0	69,858	22,611.53	.00	47,246.47	32.4%
94012903 512903 Reilly Reading	168,208	0	168,208	53,809.59	.00	114,398.41	32.0%
94037040 530002 Reilly SA - Pro	16,400	0	16,400	7,047.39	.00	9,352.61	43.0%
94041103 512101 Reilly Principa	121,344	0	121,344	44,337.45	.00	77,006.55	36.5%
94041103 512102 Reilly Asst. Pr	105,000	0	105,000	39,713.80	.00	65,286.20	37.8%
94041103 512902 Reilly School C	43,079	0	43,079	20,951.98	.00	22,127.02	48.6%
94047103 512960 Reilly Custodia	142,575	0	142,575	69,822.24	.00	72,752.76	49.0%
<hr/>							
050 SHAUGHNESSY SCHOOL							
95010103 512903 Shaughnessy Ele	1,230,184	0	1,230,184	411,498.77	.00	818,685.23	33.5%
95010103 512958 Shaughnessy Par	28,715	0	28,715	25,654.46	.00	3,060.54	89.3%
95010106 512903 Shaughnessy SPE	428,321	0	428,321	148,138.68	.00	280,182.32	34.6%
95010106 512958 Shaughnessy SPE	584,433	0	584,433	178,410.83	.00	406,022.17	30.5%
95010109 512903 Shaughnessy ELL	80,620	0	80,620	26,095.00	.00	54,525.00	32.4%
95010112 544400 Shaughnessy SA	27,440	0	27,440	8,665.44	2,599.52	16,175.04	41.1%
95010124 541000 Shaughnessy SA	5,000	-1,000	4,000	.00	.00	4,000.00	.0%
95010803 512903 Shaughnessy Kin	294,882	0	294,882	96,460.21	.00	198,421.79	32.7%
95010903 512903 Shaughnessy Pre	86,150	0	86,150	27,758.28	.00	58,391.72	32.2%
95011003 512903 Shaughnessy Art	85,584	0	85,584	34,298.18	.00	51,285.82	40.1%




FOR 2019 06

	ORIGINAL APPROP	TRANFRS/ ADJSTMTS	REVISED BUDGET	YTD EXPENDED	ENCUMBRANCES	AVAILABLE BUDGET	PCT USED
<u>95012003 512903 Shaughnessy Mat</u>	86,402	0	86,402	27,967.21	.00	58,434.79	32.4%
<u>95012603 512903 Shaughnessy Phy</u>	79,400	0	79,400	25,700.43	.00	53,699.57	32.4%
<u>95012803 512903 Shaughnessy Mus</u>	84,682	0	84,682	26,983.08	.00	57,698.92	31.9%
<u>95012903 512903 Shaughnessy Rea</u>	60,928	0	60,928	19,721.53	.00	41,206.47	32.4%
<u>95037050 530002 Shaughnessy SA</u>	5,000	1,000	6,000	1,825.00	.00	4,175.00	30.4%
<u>95041103 512101 Shaughnessy Pri</u>	125,792	0	125,792	41,102.09	.00	84,689.91	32.7%
<u>95041103 512102 Shaughnessy Ass</u>	113,262	0	113,262	40,974.64	.00	72,287.36	36.2%
<u>95041103 512902 Shaughnessy Sch</u>	43,542	0	43,542	21,177.04	.00	22,364.96	48.6%
<u>95041112 512111 STUDENT BODY AC</u>	5,134	0	5,134	.00	.00	5,133.96	.0%
<u>95047103 512960 Shaughnessy Cus</u>	147,143	0	147,143	71,505.74	.00	75,637.26	48.6%
<u>99310451 512135 Social Workers</u>	1,061,435	-360,795	700,640	231,438.10	.00	469,201.90	33.0%
<u>054 VARNUM SCHOOL</u>							
<u>95410106 512903 LDS SPED Teache</u>	596,484	0	596,484	193,781.11	.00	402,702.89	32.5%
<u>95410106 512958 LDS SPED Parapr</u>	653,877	0	653,877	273,985.15	.00	379,891.85	41.9%
<u>95410112 544400 LDS SA General</u>	13,500	-8,500	5,000	425.12	685.25	3,889.63	22.2%
<u>95437054 530002 LDS SA - Prof.</u>	0	8,500	8,500	.00	.00	8,500.00	.0%
<u>95441103 512101 LDS Principal</u>	112,283	0	112,283	38,482.92	.00	73,800.08	34.3%
<u>95441103 512902 LDS School Cler</u>	43,542	0	43,542	21,193.15	.00	22,348.85	48.7%
<u>95441112 512111 LDS Student Act</u>	299	0	299	.00	.00	298.97	.0%
<u>055 WASHINGTON SCHOOL</u>							
<u>95510103 512903 Washington Elem</u>	589,300	0	589,300	191,181.32	.00	398,118.68	32.4%
<u>95510103 512958 Washington Para</u>	128,903	0	128,903	41,725.31	.00	87,177.69	32.4%
<u>95510106 512903 Washington SPED</u>	356,771	0	356,771	154,495.81	.00	202,275.19	43.3%
<u>95510106 512958 Washington SPED</u>	269,872	0	269,872	107,937.16	.00	161,934.84	40.0%
<u>95510112 544400 Washington SA -</u>	16,000	0	16,000	6,995.52	5,840.20	3,164.28	80.2%
<u>95510803 512903 Washington Kind</u>	158,790	0	158,790	52,258.68	.00	106,531.32	32.9%
<u>95510903 512903 Washington Pre-</u>	79,400	0	79,400	25,700.43	.00	53,699.57	32.4%
<u>95511003 512903 Washington Art</u>	90,340	0	90,340	29,241.53	.00	61,098.47	32.4%
<u>95512003 512903 Washington Math</u>	77,649	-77,649	0	.00	.00	.00	.0%
<u>95512603 512903 Washington Phys</u>	82,949	0	82,949	26,341.67	.00	56,607.33	31.8%
<u>95512803 512903 Washington Musi</u>	78,071	0	78,071	25,270.67	.00	52,800.33	32.4%
<u>95512903 512903 Washington Read</u>	86,402	0	86,402	27,967.21	.00	58,434.79	32.4%
<u>95537055 530002 Washington SA -</u>	4,080	0	4,080	375.00	.00	3,705.00	9.2%
<u>95541103 512101 Washington Prin</u>	126,035	0	126,035	46,050.87	.00	79,984.13	36.5%
<u>95541103 512902 Washington Scho</u>	44,004	0	44,004	21,785.09	.00	22,218.91	49.5%
<u>95541112 512111 STUDENT BODY AC</u>	2,753	0	2,753	.00	859.80	1,893.67	31.2%
<u>95547103 512960 Washington Cust</u>	96,164	0	96,164	46,515.51	.00	49,648.49	48.4%
<u>060 STOKLOSA MIDDLE SCHOOL</u>							
<u>96010104 512958 Stoklosa Parapr</u>	204,542	0	204,542	32,556.87	.00	171,985.13	15.9%




FOR 2019 06

	ORIGINAL APPROP	TRANFRS/ ADJSTMTS	REVISED BUDGET	YTD EXPENDED	ENCUMBRANCES	AVAILABLE BUDGET	PCT USED
96010105 512111 Stoklosa - Stud	7,372	0	7,372	930.00	.00	6,441.84	12.6%
96010112 544400 Stoklosa SA - G	33,264	0	33,264	12,585.82	10,522.31	10,155.87	69.5%
96010124 541000 Stoklosa SA - T	9,072	0	9,072	6,754.00	.00	2,318.00	74.4%
96010603 512903 Stoklosa Middle	930,658	0	930,658	233,735.04	.00	696,922.96	25.1%
96010606 512903 Stoklosa SPED T	544,366	0	544,366	184,993.15	.00	359,372.85	34.0%
96010606 512958 Stoklosa SPED P	66,764	0	66,764	50,651.86	.00	16,112.14	75.9%
96010609 512903 Stoklosa ELL Te	202,786	0	202,786	48,326.07	.00	154,459.93	23.8%
96011004 512903 Stoklosa Art Te	158,691	0	158,691	51,365.67	.00	107,325.33	32.4%
96011503 512903 Stoklosa Englis	633,559	0	633,559	231,599.84	.00	401,959.16	36.6%
96012003 512903 Stoklosa Math T	620,048	0	620,048	216,350.16	.00	403,697.84	34.9%
96012606 512903 Stoklosa Phys.	218,451	0	218,451	70,708.78	.00	147,742.22	32.4%
96012806 512903 Stoklosa Music	166,555	0	166,555	53,911.42	.00	112,643.58	32.4%
96013006 512903 Stoklosa Scienc	381,300	0	381,300	84,578.74	.00	296,721.26	22.2%
96013106 512903 Stoklosa Social	143,657	0	143,657	46,499.93	.00	97,157.07	32.4%
96035003 512105 Stoklosa Guidan	88,860	0	88,860	30,454.56	.00	58,405.44	34.3%
96041103 512102 Stoklosa Asst.	116,233	0	116,233	42,048.90	.00	74,184.10	36.2%
96041109 512101 Stoklosa Princi	117,991	0	117,991	43,005.36	.00	74,985.64	36.4%
96041109 512902 Stoklosa School	39,198	0	39,198	19,478.06	.00	19,719.94	49.7%
96047103 512960 Stoklosa Custod	191,985	0	191,985	93,804.17	.00	98,180.83	48.9%
<hr/> 070 MCDONOUGH CITY SCHOOL							
96037070 530002 Stoklosa SA - P	18,144	0	18,144	10,140.00	.00	8,004.00	55.9%
<hr/> 075 MCAULIFFE SCHOOL							
97510103 512903 McAuliffe Eleme	1,096,082	0	1,096,082	386,490.75	.00	709,591.25	35.3%
97510103 512958 McAuliffe Parap	221,250	0	221,250	84,242.53	.00	137,007.47	38.1%
97510104 512111 McAuliffe - Stu	5,331	0	5,331	574.00	208.00	4,549.42	14.7%
97510106 512903 McAuliffe SPED	408,174	0	408,174	180,748.08	.00	227,425.92	44.3%
97510106 512958 McAuliffe SPED	126,132	0	126,132	47,624.29	.00	78,507.71	37.8%
97510109 512903 McAuliffe TBE T	74,234	0	74,234	24,028.31	.00	50,205.69	32.4%
97510112 544400 McAuliffe SA -	23,000	0	23,000	7,288.84	3,475.18	12,235.98	46.8%
97510803 512903 McAuliffe Kinde	333,443	0	333,443	109,205.11	.00	224,237.89	32.8%
97510903 512903 McAuliffe Pre-S	164,394	0	164,394	53,464.66	.00	110,929.34	32.5%
97511003 512903 McAuliffe Art T	83,277	0	83,277	26,955.71	.00	56,321.29	32.4%
97512003 512903 McAuliffe Math	85,247	0	85,247	28,604.54	.00	56,642.46	33.6%
97512603 512903 McAuliffe Phys.	78,071	0	78,071	25,270.67	.00	52,800.33	32.4%
97512803 512903 McAuliffe Music	60,000	0	60,000	21,791.62	.00	38,208.38	36.3%
97512903 512903 McAuliffe Readi	60,000	0	60,000	26,095.00	.00	33,905.00	43.5%
97537075 530002 McAuliffe SA -	15,880	0	15,880	5,702.50	1,215.00	8,962.50	43.6%
97541103 512101 McAuliffe Princ	112,867	0	112,867	40,831.76	.00	72,035.24	36.2%




FOR 2019 06

	ORIGINAL APPROP	TRANFRS/ ADJSTMTS	REVISED BUDGET	YTD EXPENDED	ENCUMBRANCES	AVAILABLE BUDGET	PCT USED
97541103 512102 McAuliffe Asst.	113,262	0	113,262	40,974.64	.00	72,287.36	36.2%
97541103 512902 McAuliffe Schoo	44,004	0	44,004	21,418.05	.00	22,585.95	48.7%
97547103 512960 McAuliffe Custo	145,247	0	145,247	67,303.98	.00	77,943.02	46.3%
080 MURKLAND SCHOOL							
98010103 512903 Murkland Elemen	1,158,578	0	1,158,578	399,386.61	.00	759,191.39	34.5%
98010103 512958 Murkland Parapr	380,995	0	380,995	128,592.56	.00	252,402.44	33.8%
98010106 512903 Murkland SPED T	543,183	0	543,183	190,290.21	.00	352,892.79	35.0%
98010106 512958 Murkland SPED P	199,577	-23,355	176,222	64,836.48	.00	111,385.34	36.8%
98010109 512903 Murkland ELL Te	83,776	0	83,776	27,117.21	.00	56,658.79	32.4%
98010112 544400 Murkland SA - G	30,000	0	30,000	7,554.42	10,222.68	12,222.90	59.3%
98010803 512903 Murkland Kinder	359,997	0	359,997	123,174.69	.00	236,822.31	34.2%
98010903 512903 Murkland Pre-Sc	164,394	0	164,394	27,369.66	.00	137,024.34	16.6%
98011003 512903 Murkland Art Te	74,234	0	74,234	24,028.31	.00	50,205.69	32.4%
98012003 512903 Murkland Math T	83,277	0	83,277	26,955.71	.00	56,321.29	32.4%
98012603 512903 Murkland Phys.	62,950	0	62,950	20,375.86	.00	42,574.14	32.4%
98012803 512903 Murkland Music	87,322	0	87,322	28,010.90	.00	59,311.10	32.1%
98012903 512903 Murkland Readin	172,236	0	172,236	26,955.71	.00	145,280.29	15.7%
98013004 512111 Murkland - Stud	5,529	0	5,529	1,130.14	104.00	4,294.74	22.3%
98037080 530002 Murkland SA - P	10,320	0	10,320	9,245.00	.00	1,075.00	89.6%
98041103 512101 Murkland Princi	112,867	0	112,867	40,831.76	.00	72,035.24	36.2%
98041103 512102 Murkland Asst.	116,722	0	116,722	42,225.79	.00	74,496.21	36.2%
98041103 512902 Murkland School	43,079	0	43,079	20,256.98	.00	22,822.02	47.0%
98047103 512960 Murkland Custod	140,203	0	140,203	68,943.83	.00	71,259.17	49.2%
305 BARTLETT SCHOOL							
98310103 512903 Bartlett Elemen	653,449	0	653,449	187,483.31	.00	465,965.69	28.7%
98310103 512958 Bartlett Parapr	202,186	0	202,186	92,467.43	.00	109,718.57	45.7%
98310603 512903 Bartlett Middle	598,676	0	598,676	157,062.66	.00	441,613.34	26.2%
98310606 512903 Bartlett SPED T	703,832	0	703,832	229,397.01	.00	474,434.99	32.6%
98310606 512958 Bartlett SPED P	317,586	0	317,586	93,702.43	.00	223,883.57	29.5%
98310609 512903 Bartlett ELL Te	88,959	0	88,959	.00	.00	88,959.00	.0%
98310612 544400 Bartlett SA - G	25,435	0	25,435	13,364.81	6,795.10	5,275.09	79.3%
98310624 541000 Bartlett SA - T	10,000	0	10,000	6,730.00	.00	3,270.00	67.3%
98310803 512903 Bartlett Kinder	177,767	0	177,767	65,189.05	.00	112,577.95	36.7%
98310903 512903 Bartlett Pre-Sc	156,546	0	156,546	27,758.28	.00	128,787.72	17.7%
98311003 512903 Bartlett Art Te	77,431	0	77,431	25,063.44	.00	52,367.56	32.4%
98311203 512903 Bartlett Comput	81,806	0	81,806	26,479.37	.00	55,326.63	32.4%
98311503 512903 Bartlett Englis	132,103	0	132,103	42,759.76	.00	89,343.24	32.4%
98312003 512903 Bartlett Math T	88,372	0	88,372	76,051.37	.00	12,320.63	86.1%




FOR 2019 06

	ORIGINAL APPROP	TRANFRS/ ADJSTMTS	REVISED BUDGET	YTD EXPENDED	ENCUMBRANCES	AVAILABLE BUDGET	PCT USED
98312603 512903 Bartlett Phys.	80,620	0	80,620	26,095.00	.00	54,525.00	32.4%
98312803 512903 Bartlett Music	79,838	0	79,838	25,842.38	.00	53,995.62	32.4%
98312903 512903 Bartlett Readin	80,620	0	80,620	26,095.00	.00	54,525.00	32.4%
98313003 512903 Bartlett Scienc	67,325	0	67,325	21,791.62	.00	45,533.38	32.4%
98313103 512903 Bartlett Social	59,881	0	59,881	20,798.31	.00	39,082.69	34.7%
98335003 512105 Bartlett Guidan	87,309	0	87,309	30,297.20	.00	57,011.80	34.7%
98337030 530002 Bartlett SA - P	8,000	0	8,000	3,915.24	.00	4,084.76	48.9%
98341103 512101 Bartlett Princi	125,191	0	125,191	45,629.45	.00	79,561.55	36.4%
98341103 512102 Bartlett Asst.	106,538	0	106,538	38,541.88	.00	67,996.12	36.2%
98341103 512902 Bartlett School	43,079	0	43,079	20,919.91	.00	22,159.09	48.6%
98341112 512111 STUDENT BODY AC	5,606	0	5,606	762.00	.00	4,843.67	13.6%
98347103 512960 Bartlett Custod	186,889	0	186,889	76,445.17	.00	110,443.83	40.9%
<hr/>							
310 BUTLER SCHOOL							
98410603 512903 Butler Middle S	607,684	0	607,684	199,308.09	.00	408,375.91	32.8%
98410603 512958 Butler Paraprof	199,190	0	199,190	67,241.77	.00	131,948.23	33.8%
98410604 541500 BASIC TEXT	625	0	625	.00	.00	625.00	.0%
98410606 512903 Butler SPED Tea	638,898	0	638,898	226,566.33	.00	412,331.67	35.5%
98410606 512958 Butler SPED Par	88,785	0	88,785	14,709.56	.00	74,075.44	16.6%
98410609 512903 Butler ELL Teac	320,409	0	320,409	91,790.66	.00	228,618.34	28.6%
98410612 544400 Butler SA - Gen	24,790	0	24,790	13,638.82	9,178.49	1,972.69	92.0%
98410624 541000 Butler SA - Tec	9,000	0	9,000	.00	.00	9,000.00	.0%
98411003 512903 Butler Art Teac	74,234	0	74,234	24,028.31	.00	50,205.69	32.4%
98411503 512903 Butler English	256,623	0	256,623	109,473.20	.00	147,149.80	42.7%
98412003 512903 Butler Math Tea	488,659	0	488,659	169,440.02	.00	319,218.98	34.7%
98412603 512903 Butler Phys. Ed	149,131	0	149,131	54,575.61	.00	94,555.39	36.6%
98412803 512903 Butler Music Te	166,362	0	166,362	56,754.68	.00	109,607.32	34.1%
98413003 512903 Butler Science	142,734	0	142,734	63,979.16	.00	78,754.84	44.8%
98413103 512903 Butler Social S	148,068	0	148,068	22,786.12	.00	125,281.88	15.4%
98435003 512105 Butler Guidance	84,981	0	84,981	29,125.44	.00	55,855.56	34.3%
98437031 530002 Butler SA - Pro	10,000	0	10,000	4,625.00	.00	5,375.00	46.3%
98441103 512101 Butler Principa	120,660	0	120,660	43,978.16	.00	76,681.84	36.4%
98441103 512102 Butler Asst. Pr	116,233	0	116,233	42,048.90	.00	74,184.10	36.2%
98441103 512902 Butler School C	40,379	0	40,379	20,115.35	.00	20,263.65	49.8%
98441106 530002 Butler Other Ex	4,000	0	4,000	.00	.00	4,000.00	.0%
98441112 512111 STUDENT BODY AC	5,825	0	5,825	.00	1,213.91	4,611.16	20.8%
98447103 512960 Butler Custodia	191,114	0	191,114	92,930.08	.00	98,183.92	48.6%
<hr/>							
315 DALEY SCHOOL							
98510603 512903 Daley Middle Sc	929,682	0	929,682	280,890.66	.00	648,791.34	30.2%




FOR 2019 06

	ORIGINAL APPROP	TRANFRS/ ADJSTMTS	REVISED BUDGET	YTD EXPENDED	ENCUMBRANCES	AVAILABLE BUDGET	PCT USED
98510603 512958 Daley Paraprofe	175,576	0	175,576	56,833.04	.00	118,742.96	32.4%
98510606 512903 Daley SPED Teac	868,596	0	868,596	283,956.44	.00	584,639.56	32.7%
98510606 512958 Daley SPED Para	368,588	0	368,588	158,748.72	.00	209,839.28	43.1%
98510609 512903 Daley ELL Teach	169,803	0	169,803	54,962.70	.00	114,840.30	32.4%
98510612 544400 Daley SA - Gene	38,550	0	38,550	23,915.65	6,357.80	8,276.55	78.5%
98510615 541600 Daley SA - Text	2,000	0	2,000	.00	.00	2,000.00	.0%
98510624 541000 Daley SA - Tech	2,000	0	2,000	.00	.00	2,000.00	.0%
98511003 512903 Daley Art Teach	80,620	0	80,620	26,095.00	.00	54,525.00	32.4%
98511203 512903 Daley Computer	82,589	0	82,589	26,732.67	.00	55,856.33	32.4%
98511503 512903 Daley English T	248,830	0	248,830	80,541.92	.00	168,288.08	32.4%
98511903 512903 Daley Tech. Ed.	84,556	0	84,556	27,369.66	.00	57,186.34	32.4%
98512003 512903 Daley Math Teac	475,267	0	475,267	160,422.84	.00	314,844.16	33.8%
98512603 512903 Daley Phys. Ed.	255,108	0	255,108	82,319.78	.00	172,788.22	32.3%
98512803 512903 Daley Music Tea	93,883	0	93,883	30,388.69	.00	63,494.31	32.4%
98513003 512903 Daley Science T	198,357	0	198,357	44,783.95	.00	153,573.05	22.6%
98513103 512903 Daley Social St	253,030	0	253,030	88,712.29	.00	164,317.71	35.1%
98535003 512105 Daley Guidance	92,212	0	92,212	31,603.50	.00	60,608.50	34.3%
98537031 530002 Daley SA - Prof	13,000	0	13,000	9,585.00	3,080.00	335.00	97.4%
98541103 512101 Daley Principal	139,096	0	139,096	49,345.09	.00	89,750.91	35.5%
98541103 512102 Daley Asst. Pri	117,746	0	117,746	41,465.41	.00	76,280.59	35.2%
98541103 512902 Daley School Cl	44,004	0	44,004	21,785.10	.00	22,218.90	49.5%
98541106 530002 Daley Other Exp	7,000	0	7,000	.00	.00	7,000.00	.0%
98541112 512111 STUDENT BODY AC	7,624	0	7,624	1,800.00	.00	5,824.15	23.6%
98547103 512960 Daley Custodian	185,060	0	185,060	95,470.69	.00	89,589.31	51.6%
 330 ROBINSON SCHOOL							
98610603 512903 Robinson Middle	614,188	0	614,188	188,699.89	.00	425,488.11	30.7%
98610603 512958 Robinson Parapr	248,970	0	248,970	56,234.03	.00	192,735.97	22.6%
98610606 512903 Robinson SPED T	684,732	0	684,732	277,251.13	.00	407,480.87	40.5%
98610606 512958 Robinson SPED P	266,476	0	266,476	49,894.46	.00	216,581.54	18.7%
98610609 512903 Robinson ELL Te	321,188	0	321,188	130,889.12	.00	190,298.88	40.8%
98610612 544400 Robinson SA - G	35,000	0	35,000	9,069.16	3,083.13	22,847.71	34.7%
98610624 541000 Robinson SA - T	10,000	0	10,000	.00	436.00	9,564.00	4.4%
98611003 512903 Robinson Art Te	79,838	0	79,838	16,664.59	.00	63,173.41	20.9%
98611203 512903 Robinson Comput	90,339	-90,339	0	.00	.00	.00	.0%
98611503 512903 Robinson Englis	777,301	0	777,301	195,314.54	.00	581,986.46	25.1%
98612003 512903 Robinson Math T	568,611	0	568,611	206,168.59	.00	362,442.41	36.3%
98612603 512903 Robinson Phys.	149,589	0	149,589	52,900.09	.00	96,688.91	35.4%
98612803 512903 Robinson Music	166,365	0	166,365	34,834.91	.00	131,530.09	20.9%
98613003 512903 Robinson Scienc	144,093	0	144,093	73,373.36	.00	70,719.64	50.9%
98613103 512903 Robinson Social	192,974	0	192,974	69,881.30	.00	123,092.70	36.2%
98635003 512105 Robinson Guidan	88,884	0	88,884	30,454.56	.00	58,429.44	34.3%




FOR 2019 06

	ORIGINAL APPROP	TRANFRS/ ADJSTMTS	REVISED BUDGET	YTD EXPENDED	ENCUMBRANCES	AVAILABLE BUDGET	PCT USED
98637033 530002 Robinson SA - P	13,860	0	13,860	1,195.10	.00	12,664.90	8.6%
98641103 512101 Robinson Princi	120,000	0	120,000	43,846.11	.00	76,153.89	36.5%
98641103 512102 Robinson Asst.	116,590	0	116,590	39,787.14	.00	76,802.86	34.1%
98641103 512902 Robinson School	44,004	0	44,004	15,684.95	.00	28,319.05	35.6%
98641112 512111 STUDENT BODY AC	7,174	0	7,174	184.06	.00	6,990.32	2.6%
98647103 512960 Robinson Custod	185,804	0	185,804	91,667.99	.00	94,136.01	49.3%
335 ROGERS SCHOOL							
98710603 512301 Rogers SA - Tut	0	4,500	4,500	480.00	.00	4,020.00	10.7%
98710603 512903 Rogers Middle S	626,446	0	626,446	197,089.38	.00	429,356.62	31.5%
98710603 512958 Rogers Paraprof	514,134	-153,125	361,009	99,559.85	.00	261,448.94	27.6%
98710605 512111 STUDENT BODY AC	8,568	0	8,568	1,063.00	.00	7,504.57	12.4%
98710606 512903 Rogers SPED Tea	807,950	-161,139	646,811	200,145.08	.00	446,666.21	30.9%
98710606 512958 Rogers SPED Par	370,019	0	370,019	88,314.56	.00	281,704.44	23.9%
98710609 512903 Rogers ELL Teac	191,207	0	191,207	87,065.16	.00	104,141.84	45.5%
98710612 544400 Rogers SA - Gen	50,000	0	50,000	20,665.39	783.45	28,551.16	42.9%
98710617 512903 Rogers Pre-Scho	184,331	-184,331	0	.00	.00	.00	.0%
98710619 512903 Rogers Elementa	1,184,549	-94,302	1,090,247	439,631.56	.00	650,615.15	40.3%
98710620 512903 Rogers Kinderga	310,161	-80,618	229,543	83,319.89	.00	146,222.91	36.3%
98711003 512903 Rogers Art Teac	78,071	0	78,071	39,254.02	.00	38,816.98	50.3%
98711203 512903 Rogers Computer	0	90,339	90,339	36,204.05	.00	54,134.95	40.1%
98712003 512903 Rogers Math Tea	70,819	0	70,819	40,402.54	.00	30,416.46	57.1%
98712603 512903 Rogers Phys. Ed	174,519	0	174,519	63,730.79	.00	110,788.21	36.5%
98712803 512903 Rogers Music Te	90,340	0	90,340	29,241.53	.00	61,098.47	32.4%
98713003 512903 Rogers Science	82,589	0	82,589	27,593.04	.00	54,995.96	33.4%
98713103 512903 Rogers Social S	49,626	0	49,626	16,062.96	.00	33,563.04	32.4%
98735003 512105 Rogers Guidance	84,219	0	84,219	34,111.98	.00	50,107.02	40.5%
98737033 530002 Rogers SA - Pro	16,385	-4,500	11,885	1,659.00	.00	10,226.00	14.0%
98741103 512101 Rogers Principa	131,863	0	131,863	54,770.20	.00	77,092.80	41.5%
98741103 512102 Rogers Asst. Pr	224,716	0	224,716	82,806.56	.00	141,909.44	36.8%
98741103 512902 Rogers School C	43,079	0	43,079	20,920.12	.00	22,158.88	48.6%
98747103 512960 Rogers Custodia	187,702	0	187,702	91,369.92	.00	96,332.08	48.7%
340 SULLIVAN SCHOOL							
98810603 512903 Sullivan Middle	616,463	0	616,463	243,099.75	.00	373,363.25	39.4%
98810603 512958 Sullivan Parapr	212,938	0	212,938	52,571.86	.00	160,366.14	24.7%
98810606 512903 Sullivan SPED T	773,618	0	773,618	175,342.76	.00	598,275.24	22.7%
98810606 512958 Sullivan SPED P	283,972	0	283,972	78,494.91	.00	205,477.09	27.6%
98810609 512903 Sullivan ELL Te	245,785	0	245,785	67,491.70	.00	178,293.30	27.5%
98810612 544400 Sullivan SA - G	20,000	0	20,000	13,383.54	6,344.08	272.38	98.6%




FOR 2019 06

	ORIGINAL APPROP	TRANFRS/ ADJSTMTS	REVISED BUDGET	YTD EXPENDED	ENCUMBRANCES	AVAILABLE BUDGET	PCT USED
98810624 541000 Sullivan SA - T	10,000	0	10,000	466.72	721.46	8,811.82	11.9%
98811003 512903 Sullivan Art Te	168,311	0	168,311	54,352.57	.00	113,958.43	32.3%
98811503 512903 Sullivan Englis	487,444	0	487,444	139,707.98	.00	347,736.02	28.7%
98811903 512903 Sullivan Tech.	60,928	0	60,928	.00	.00	60,928.00	.0%
98812003 512903 Sullivan Math T	361,068	0	361,068	58,220.92	.00	302,847.08	16.1%
98812603 512903 Sullivan Phys.	172,462	0	172,462	55,823.41	.00	116,638.59	32.4%
98812803 512903 Sullivan Music	66,020	0	66,020	21,370.36	.00	44,649.64	32.4%
98813003 512903 Sullivan Scienc	145,858	0	145,858	66,674.85	.00	79,183.15	45.7%
98813103 512903 Sullivan Social	155,320	0	155,320	44,849.06	.00	110,470.94	28.9%
98835003 512105 Sullivan Guidan	94,103	0	94,103	32,252.04	.00	61,850.96	34.3%
98837034 530002 Sullivan SA - P	14,190	0	14,190	8,833.85	.00	5,356.15	62.3%
98841103 512101 Sullivan Princi	128,775	0	128,775	46,587.22	.00	82,187.78	36.2%
98841103 512102 Sullivan Asst.	117,746	0	117,746	42,596.48	.00	75,149.52	36.2%
98841103 512902 Sullivan School	43,079	0	43,079	17,767.50	.00	25,311.50	41.2%
98841112 512111 STUDENT BODY AC	5,386	0	5,386	.00	1,000.00	4,386.27	18.6%
98847103 512960 Sullivan Custod	190,711	0	190,711	91,718.78	.00	98,992.22	48.1%
<hr/>							
345 WANG SCHOOL							
98910603 512903 Wang Middle Sch	1,255,912	0	1,255,912	316,285.15	.00	939,626.85	25.2%
98910603 512958 Wang Paraprofes	87,369	0	87,369	30,452.37	.00	56,916.63	34.9%
98910606 512903 Wang SPED Teach	681,445	0	681,445	221,685.27	.00	459,759.73	32.5%
98910606 512958 Wang SPED Parap	131,193	0	131,193	31,531.87	.00	99,661.13	24.0%
98910609 512903 Wang ELL Teache	322,888	0	322,888	106,386.34	.00	216,501.66	32.9%
98910612 544400 Wang SA - Gener	36,920	0	36,920	20,187.76	10,212.51	6,519.73	82.3%
98910624 541000 Wang SA - Techn	10,000	0	10,000	10,000.00	.00	.00	100.0%
98911003 512903 Wang Art Teache	116,951	0	116,951	34,032.95	.00	82,918.05	29.1%
98911503 512903 Wang English Te	387,288	0	387,288	98,624.14	.00	288,663.86	25.5%
98912003 512903 Wang Math Teach	397,960	0	397,960	154,620.49	.00	243,339.51	38.9%
98912603 512903 Wang Phys. Ed.	215,955	0	215,955	76,291.07	.00	139,663.93	35.3%
98912803 512903 Wang Music Teac	165,480	0	165,480	53,136.22	.00	112,343.78	32.1%
98913003 512903 Wang Science Te	213,456	0	213,456	67,594.89	.00	145,861.11	31.7%
98913103 512903 Wang Social Stu	226,225	0	226,225	70,856.70	.00	155,368.30	31.3%
98935003 512105 Wang Guidance C	84,219	0	84,219	28,864.08	.00	55,354.92	34.3%
98937034 530002 Wang SA - Prof.	15,000	0	15,000	11,200.53	.00	3,799.47	74.7%
98941103 512101 Wang Principal	138,742	0	138,742	50,694.47	.00	88,047.53	36.5%
98941103 512102 Wang Asst. Prin	113,105	0	113,105	39,626.34	.00	73,478.66	35.0%
98941103 512902 Wang School Cle	43,079	0	43,079	20,936.04	.00	22,142.96	48.6%
98941104 541500 BASIC TEXT	625	0	625	182.41	.00	442.59	29.2%
98941112 512111 STUDENT BODY AC	7,547	0	7,547	2,751.75	.00	4,795.61	36.5%
98947103 512960 Wang Custodian	190,142	0	190,142	93,129.02	.00	97,012.98	49.0%
<hr/>							
505 LOWELL HIGH SCHOOL							
99010706 512106 LHS Headmaster	145,670	0	145,670	69,270.47	.00	76,399.53	47.6%




FOR 2019 06

	ORIGINAL APPROP	TRANFRS/ ADJSTMTS	REVISED BUDGET	YTD EXPENDED	ENCUMBRANCES	AVAILABLE BUDGET	PCT USED
99010706 512108 LHS Housemaster	468,671	0	468,671	169,548.97	.00	299,122.03	36.2%
99010707 512914 LHS Discipline	103,352	0	103,352	44,187.54	.00	59,164.46	42.8%
99010708 512112 LHS - Coord. of	120,597	0	120,597	57,688.42	.00	62,908.58	47.8%
99010709 512903 LHS R.O.T.C. Te	248,029	0	248,029	127,350.32	.00	120,678.68	51.3%
99010712 512903 LHS SPED Teache	2,483,420	0	2,483,420	721,206.98	.00	1,762,213.02	29.0%
99010712 512958 LHS SPED Parapr	702,853	0	702,853	237,768.72	.00	465,084.28	33.8%
99010718 524006 LHS SA - Rental	0	18,000	18,000	18,000.00	.00	.00	100.0%
99010718 544400 LHS SA - Genera	196,972	2,569	199,541	92,742.27	26,209.22	80,589.46	59.6%
99010719 512903 LHS ELL Teacher	1,189,531	0	1,189,531	411,115.59	.00	778,415.41	34.6%
99010721 541600 LHS SA - Textbo	0	7,489	7,489	.00	7,488.82	.00	100.0%
99011003 512109 LHS Academic Ch	119,076	0	119,076	43,077.75	.00	75,998.25	36.2%
99011006 512903 LHS Art Teacher	336,045	0	336,045	101,717.80	.00	234,327.20	30.3%
99011207 512917 LHS Computer Re	64,695	0	64,695	30,795.25	.00	33,899.75	47.6%
99011503 512109 LHS Academic Ch	113,721	0	113,721	41,140.70	.00	72,580.30	36.2%
99011506 512903 LHS English Tea	1,952,501	0	1,952,501	719,604.44	.00	1,232,896.56	36.9%
99011603 512109 LHS Academic Ch	111,831	0	111,831	40,456.70	.00	71,374.30	36.2%
99011606 512903 LHS Foreign Lan	1,388,479	0	1,388,479	461,346.86	.00	927,132.14	33.2%
99012003 512109 LHS Academic Ch	106,928	0	106,928	45,716.09	.00	61,211.91	42.8%
99012006 512903 LHS Math Teache	2,030,158	0	2,030,158	704,031.81	.00	1,326,126.19	34.7%
99012603 512109 LHS Academic Ch	58,835	0	58,835	.00	.00	58,835.00	.0%
99012606 512903 LHS Phys. Ed. T	1,173,954	0	1,173,954	432,499.59	.00	741,454.41	36.8%
99012706 512903 LHS Business Te	413,319	0	413,319	112,338.57	.00	300,980.43	27.2%
99012806 512110 Instrumental Ba	7,500	0	7,500	2,500.00	.00	5,000.00	33.3%
99012806 512903 LHS Music Teach	134,996	0	134,996	51,447.10	.00	83,548.90	38.1%
99013003 512109 LHS Academic Ch	113,721	0	113,721	41,140.70	.00	72,580.30	36.2%
99013006 512903 LHS Science Tea	1,933,947	0	1,933,947	606,473.02	.00	1,327,473.98	31.4%
99013103 512109 LHS Academic Ch	110,675	0	110,675	40,038.13	.00	70,636.87	36.2%
99013106 512903 LHS Social Stud	1,959,430	0	1,959,430	642,445.05	.00	1,316,984.95	32.8%
99013203 512903 LHS Culinary Ar	197,075	0	197,075	64,652.36	.00	132,422.64	32.8%
99013403 512903 LHS Dance Teach	198,461	0	198,461	70,520.59	.00	127,940.41	35.5%
99020103 512109 LHS Academic Ch	104,600	0	104,600	37,841.16	.00	66,758.84	36.2%
99028004 512903 LHS In-House Su	95,032	0	95,032	50,797.12	.00	44,234.88	53.5%
99028005 541500 BASIC TEXT	2,500	2,500	5,000	2,347.31	152.69	2,500.00	50.0%
99028104 512135 LHS Social Work	0	360,795	360,795	132,330.36	.00	228,464.64	36.2%
99030306 512112 LHS Student Sup	97,821	0	97,821	41,613.26	.00	56,207.74	42.5%
99030306 512968 LHS Freshman Ac	112,308	0	112,308	41,003.18	.00	71,304.82	36.5%
99030502 512111 LHS Student Act	144,951	0	144,951	45,123.99	.00	99,827.01	31.1%
99030502 512122 LHS Student Act	79,838	0	79,838	25,842.38	.00	53,995.62	32.4%
99030502 524004 LHS Athletics -	10,000	0	10,000	.00	.00	10,000.00	.0%
99030502 524006 LHS Athletics -	30,000	0	30,000	3,375.00	19,125.00	7,500.00	75.0%
99030504 544400 LHS Student Act	34,000	179	34,179	6,236.55	6,298.95	21,643.25	36.7%
99030506 512111 LHS Student Act	0	0	0	995.00	.00	-995.00	100.0%*
99030510 541000 LHS SA - Techno	50,000	1,443	51,443	20,620.67	6,193.60	24,629.06	52.1%
99031003 512113 LHS Coaches - I	455,522	0	455,522	176,604.79	.00	278,917.21	38.8%




FOR 2019 06

	ORIGINAL APPROP	TRANFRS/ ADJSTMTS	REVISED BUDGET	YTD EXPENDED	ENCUMBRANCES	AVAILABLE BUDGET	PCT USED
99031003 512114 LHS Coaches - I	66,000	-5,500	60,500	47,442.70	4,296.00	8,761.30	85.5%
99031003 512115 LHS Administrat	58,835	0	58,835	55,923.03	.00	2,911.97	95.1%
99031005 530000 LHS Athletics -	83,500	5,500	89,000	35,600.00	53,400.00	.00	100.0%
99031006 530002 LHS Athletics -	31,826	29,532	61,358	33,073.58	10,000.00	18,284.08	70.2%
99031009 544400 LHS Athletics -	134,112	-16,883	117,229	46,121.14	52,618.51	18,489.00	84.2%
99031012 577615 LHS Athletics -	130,000	0	130,000	33,252.80	66,747.45	30,000.00	76.9%
99032003 512903 LHS Video Produ	0	0	0	52,233.34	.00	-52,233.34	100.0%*
99032006 512967 LHS Video Produ	0	0	0	2,828.00	.00	-2,828.00	100.0%*
99035003 512105 LHS Guidance Co	1,090,964	0	1,090,964	448,735.67	.00	642,228.33	41.1%
99035006 512902 LHS Guidance Cl	220,969	0	220,969	107,187.91	.00	113,781.09	48.5%
99035009 544400 LHS Guidance -	1,000	0	1,000	.00	.00	1,000.00	.0%
99036003 512103 LHS Library Med	89,558	0	89,558	28,988.40	.00	60,569.60	32.4%
99037006 512903 LHS Lead Teache	25,200	0	25,200	.00	.00	25,200.00	.0%
99037050 530002 LHS SA - Prof.	35,000	0	35,000	15,322.66	.00	19,677.34	43.8%
99041006 512207 LHS Bursar/Fin.	48,225	0	48,225	22,955.50	.00	25,269.50	47.6%
99041103 512902 LHS School Cler	469,228	0	469,228	220,452.65	.00	248,775.35	47.0%
99041104 530002 LHS Schl Alloc	18,000	0	18,000	.00	.00	18,000.00	.0%
99041205 512970 LHS Student Dat	81,811	0	81,811	38,942.50	.00	42,868.50	47.6%
99041403 512915 LHS Security Gu	301,026	0	301,026	164,852.37	.00	136,173.63	54.8%
99047103 512960 LHS Custodian	67,732	0	67,732	399,230.71	.00	-331,498.71	589.4%*
99047103 513000 SW OVERTIME	0	0	0	3,398.76	.00	-3,398.76	100.0%*
99310301 512907 Sick Leave Buy	700,000	0	700,000	419,821.31	.00	280,178.69	60.0%
99310301 514800 Longevity - Sys	10,000	0	10,000	19,563.56	.00	-9,563.56	195.6%*
99328102 570703 Dual Enrollment	45,000	0	45,000	.00	45,000.00	.00	100.0%
705 MCHUGH/BRADY ALTERNATIVE SCH							
99210603 512903 PROF STAFF/ TEA	74,234	0	74,234	24,028.31	.00	50,205.69	32.4%
99210606 512958 PARA-PROFESSION	0	0	0	7,638.61	.00	-7,638.61	100.0%*
99210609 512110 SCHOOLCOORDINAT	117,205	0	117,205	41,981.07	.00	75,223.93	35.8%
99210612 544400 Brady - General	13,200	0	13,200	3,530.02	3,874.26	5,795.72	56.1%
99211503 512903 McHugh English	0	0	0	44,408.59	.00	-44,408.59	100.0%*
99212003 512903 McHugh Math Tea	70,764	0	70,764	28,359.06	.00	42,404.94	40.1%
99213003 512903 McHugh Science	0	0	0	22,786.12	.00	-22,786.12	100.0%*
99213103 512903 McHugh Social S	57,861	0	57,861	18,729.24	.00	39,131.76	32.4%
99228103 512135 SOCIAL WORKER	55,774	0	55,774	65,502.54	.00	-9,728.54	117.4%*
99237070 512903 SW PROF STAFF/C	32,351	0	32,351	12,410.81	.00	19,940.19	38.4%
99241103 512102 ASST PRINCIPAL	87,597	0	87,597	.00	.00	87,597.00	.0%
99241103 512902 NONINSTRUCT/SEC	58,711	0	58,711	18,817.64	.00	39,893.36	32.1%
99241106 512111 STUDENT BODY AC	288	0	288	.00	.00	287.56	.0%
99247103 512960 Riverside Custo	45,939	0	45,939	22,267.26	.00	23,671.74	48.5%
706 MCHUGH/RIVERSIDE ALTERN SCH							
99228104 530002 Riverside Contr	300	0	300	.00	.00	300.00	.0%




FOR 2019 06

	ORIGINAL APPROP	TRANFRS/ ADJSTMTS	REVISED BUDGET	YTD EXPENDED	ENCUMBRANCES	AVAILABLE BUDGET	PCT USED
805 SYSTEMWIDE SCHOOLS							
99010006 577724 Testing & Evalu	1,000	0	1,000	.00	.00	1,000.00	.0%
99300003 577771 School Committe	105,000	994,278	1,099,278	.00	.00	1,099,278.00	.0%
99300004 512110 Coordinator of	112,319	0	112,319	58,419.57	.00	53,899.43	52.0%
99305120 544400 Supplies - Math	8,000	1,345	9,345	2,372.46	6,972.69	.00	100.0%
99310004 544400 Supplies & Text	400,000	1,480	401,480	146,259.90	225,643.42	29,576.96	92.6%
99310006 575268 Modular Classro	282,672	12,047	294,719	129,826.83	164,892.00	.04	100.0%
99310008 512918 Teacher Acad. M	30,600	0	30,600	10,200.00	.00	20,400.00	33.3%
99310008 512963 Teacher Acad. M	145,000	0	145,000	49,700.00	.00	95,300.00	34.3%
99310008 518300 Teacher Acad. I	65,000	0	65,000	34,500.00	.00	30,500.00	53.1%
99310008 571801 Teacher Acad. I	75,000	0	75,000	96,800.00	.00	-21,800.00	129.1%*
99310103 512401 Day-to-Day Subs	1,200,000	0	1,200,000	531,701.25	.00	668,298.75	44.3%
99310103 512402 Long Term Subst	1,000,000	0	1,000,000	226,929.95	.00	773,070.05	22.7%
99310103 514800 Longevity - Sys	0	0	0	136.94	.00	-136.94	100.0%*
99310303 530103 Pre-Employment	30,000	990	30,990	18,945.00	8,545.00	3,500.00	88.7%
99310305 512903 STEM Resource T	49,124	0	49,124	26,408.99	.00	22,715.01	53.8%
99310305 512963 STIPENDS- OTHER	75,600	0	75,600	37,800.00	.00	37,800.00	50.0%
99310306 512903 SW PROF STAFF/C	17,500	0	17,500	10,895.00	.00	6,605.00	62.3%
99311202 512917 District Webmas	68,825	0	68,825	32,761.26	.00	36,063.74	47.6%
99311203 512112 Tech. Instr. Su	351,539	0	351,539	120,481.20	.00	231,057.80	34.3%
99311203 512120 Director of Tec	91,809	0	91,809	44,576.02	.00	47,232.98	48.6%
99311204 540900 Instructional T	275,000	0	275,000	175,660.42	3,089.40	96,250.18	65.0%
99311204 541000 Instructional T	350,000	0	350,000	253,757.51	3,940.90	92,301.59	73.6%
99311206 530002 Instructional T	50,000	0	50,000	.00	9,000.00	41,000.00	18.0%
99312003 512110 Coordinator of	109,287	0	109,287	51,939.60	.00	57,347.40	47.5%
99312603 544400 LHS R.O.T.C. Su	1,000	0	1,000	.00	.00	1,000.00	.0%
99312606 577615 LHS R.O.T.C. Tr	3,000	90	3,090	314.40	2,775.60	.00	100.0%
99312606 577730 LHS R.O.T.C. Eq	2,500	0	2,500	.00	.00	2,500.00	.0%
99312804 541500 Supplies - Inst	5,000	0	5,000	.00	.00	5,000.00	.0%
99312804 542000 Instrumental Mu	54,300	0	54,300	21,995.34	3,804.66	28,500.00	47.5%
99312805 512903 Instrumental Mu	250,905	0	250,905	80,579.32	.00	170,325.68	32.1%
99312808 530112 Band Camp - LHS	1,800	0	1,800	1,800.00	.00	.00	100.0%
99312808 539900 Monday Night Ba	10,500	0	10,500	1,920.00	1,000.00	7,580.00	27.8%
99312904 512119 Coordinator of	103,227	0	103,227	49,058.91	.00	54,168.09	47.5%
99312905 512968 TITLE I DIRECTO	29,720	0	29,720	.00	.00	29,720.00	.0%
99312906 544400 Supplies - Read	5,000	0	5,000	.00	.00	5,000.00	.0%
99313005 512146 Coordinator of	110,443	0	110,443	52,488.22	.00	57,954.78	47.5%
99313103 577760 Field Trip Admi	46,000	400	46,400	.00	46,905.18	-505.18	101.1%*
99320103 512133 Director of Spe	131,084	0	131,084	62,671.05	.00	68,412.95	47.8%
99320104 511000 School Nurses -	133,995	0	133,995	75,200.24	.00	58,794.76	56.1%
99320106 512104 Board Cert. Beh	833,203	0	833,203	287,686.62	.00	545,516.38	34.5%




FOR 2019 06

	ORIGINAL APPROP	TRANFRS/ ADJSTMTS	REVISED BUDGET	YTD EXPENDED	ENCUMBRANCES	AVAILABLE BUDGET	PCT USED
99320106 512130 Occupational Th	1,016,228	0	1,016,228	330,457.95	.00	685,770.05	32.5%
99320106 512136 SPED Homebound	30,000	15,000	45,000	33,021.10	.00	11,978.90	73.4%
99320106 512137 Evaluation Team	1,265,753	0	1,265,753	433,006.70	.00	832,746.30	34.2%
99320106 512925 Sign Language I	40,500	0	40,500	45,570.54	.00	-5,070.54	112.5%*
99320107 512136 Home/Parent Edu	12,000	3,184	15,184	11,832.50	.00	3,351.50	77.9%
99320109 530002 SPED Contracted	25,000	0	25,000	.00	5,853.94	19,146.06	23.4%
99320112 544400 SPED Supplies	40,000	-23,184	16,816	9,638.94	7,176.19	.87	100.0%
99320115 575333 SPED Out of Dis	7,027,355	5	7,027,360	3,939,974.05	3,050,274.03	37,111.74	99.5%
99320115 577724 SPED Testing	16,000	0	16,000	16,000.00	.00	.00	100.0%
99320116 577615 SPED Transporta	5,160,000	43,321	5,203,321	2,144,420.71	2,126,579.79	932,320.50	82.1%
99322003 512132 Hearing Impaire	180,178	0	180,178	65,161.68	.00	115,016.32	36.2%
99324103 512131 Speech Therapis	2,023,713	0	2,023,713	660,403.71	.00	1,363,309.29	32.6%
99325003 512134 Vision Impaired	74,234	0	74,234	24,028.31	.00	50,205.69	32.4%
99326103 577515 SPED Hospitaliz	55,000	5,000	60,000	11,837.25	8,512.75	39,650.00	33.9%
99327003 512903 Knowledge Bowl	23,500	0	23,500	.00	.00	23,500.00	.0%
99327006 544400 Knowledge Bowl	1,500	0	1,500	.00	.00	1,500.00	.0%
99328104 530105 SCORE Peer Medi	35,000	0	35,000	14,000.00	21,000.00	.00	100.0%
99328104 530107 Homebound Instr	55,000	0	55,000	10,983.13	.00	44,016.87	20.0%
99328106 512969 Behavior Specia	171,529	0	171,529	58,788.18	.00	112,740.82	34.3%
99330203 524008 Central Office	403,014	0	403,014	207,421.68	195,592.32	.00	100.0%
99330206 512903 Social Skills T	131,324	0	131,324	19,721.53	.00	111,602.47	15.0%
99330206 512958 Social Skills P	86,396	0	86,396	23,279.97	.00	63,116.03	26.9%
99333003 512110 Coordinator of	116,505	0	116,505	55,368.66	.00	61,136.34	47.5%
99334206 512903 Native Language	86,150	0	86,150	34,367.54	.00	51,782.46	39.9%
99335551 512104 Psychologists	1,269,967	0	1,269,967	448,133.52	.00	821,833.48	35.3%
99337006 530002 Professional De	200,000	2,154	202,154	73,536.61	5,238.60	123,378.39	39.0%
99337006 531904 Tuition Reimbur	260,000	0	260,000	102,449.15	.00	157,550.85	39.4%
99337007 512301 Intervention/En	1,020,000	0	1,020,000	371,812.50	.00	648,187.50	36.5%
99337007 512303 Out-of-School P	75,000	0	75,000	9,483.76	.00	65,516.24	12.6%
99337007 512923 Kindergarten Tu	0	0	0	3,022.50	.00	-3,022.50	100.0%*
99338003 512923 ELL Tutors	500,000	0	500,000	126,870.77	.00	373,129.23	25.4%
99338003 512924 ELL Parent Liai	35,775	0	35,775	11,580.06	.00	24,194.94	32.4%
99338006 544400 ELL Supplies	11,000	1,048	12,048	5,691.07	459.27	5,897.18	51.1%
99338007 541600 ELL Textbooks	9,000	0	9,000	4,493.93	1,310.60	3,195.47	64.5%
99339003 512118 Director of Adu	102,946	0	102,946	48,925.86	.00	54,020.14	47.5%
99339003 512903 Adult Education	383,328	0	383,328	124,076.37	.00	259,251.63	32.4%
99339004 512112 District Suppor	392,085	0	392,085	131,271.36	.00	260,813.64	33.5%
99339004 512142 Family Resource	108,834	0	108,834	51,724.17	.00	57,109.83	47.5%
99340303 563601 Student Acciden	26,872	0	26,872	24,521.75	.00	2,350.25	91.3%
99341129 511000 Principal Merit	26,268	0	26,268	.00	.00	26,268.00	.0%
99341201 512917 Media Technolog	313,740	0	313,740	123,521.10	.00	190,218.90	39.4%
99341203 512204 Asst Supt - Fin	146,775	0	146,775	70,326.89	.00	76,448.11	47.9%
99341203 512205 Asst Supt - Stu	157,075	36,933	194,008	115,770.67	.00	78,237.33	59.7%
99341203 512800 Superintendent	199,225	0	199,225	109,573.75	.00	89,651.25	55.0%




FOR 2019 06

	ORIGINAL APPROP	TRANFRS/ ADJSTMTS	REVISED BUDGET	YTD EXPENDED	ENCUMBRANCES	AVAILABLE BUDGET	PCT USED
99341203 512901 Asst Supt - Cur	154,500	0	154,500	72,115.50	.00	82,384.50	46.7%
99341203 512971 Director of Hum	87,476	0	87,476	16,601.41	.00	70,874.59	19.0%
99341206 530002 SO - Contracted	23,000	0	23,000	10,830.00	10,843.14	1,326.86	94.2%
99341206 531702 SO - Advertisin	15,000	383	15,383	.00	382.68	15,000.00	2.5%
99341207 512902 Clerical Staff	436,387	0	436,387	176,086.39	.00	260,300.61	40.4%
99341208 530002 CONTRACTED SERV	35,000	25,000	60,000	10,876.00	574.00	48,550.00	19.1%
99341209 544400 SO - Supplies	3,500	11	3,511	699.56	1,069.18	1,742.75	50.4%
99341212 570701 SO - In State T	31,000	0	31,000	13,559.58	.00	17,440.42	43.7%
99341212 577766 SO - Expenses	9,500	0	9,500	2,284.25	.00	7,215.75	24.0%
99341212 577769 SO - Membership	10,500	0	10,500	3,164.00	.00	7,336.00	30.1%
99341215 512143 Staff Counsel f	108,876	0	108,876	51,825.79	.00	57,050.21	47.6%
99341215 512206 Assistant Busin	95,000	0	95,000	34,711.48	.00	60,288.52	36.5%
99341215 512916 Computer Repair	0	0	0	241.92	.00	-241.92	100.0%*
99341215 512919 Counsel Collect	91,809	0	91,809	43,702.00	.00	48,107.00	47.6%
99341215 512920 Indirect Salary	0	0	0	33,990.24	.00	-33,990.24	100.0%*
99341215 512921 Computer Networ	0	0	0	37,801.26	.00	-37,801.26	100.0%*
99341215 512922 Mail Courier	36,385	0	36,385	15,587.62	.00	20,797.38	42.8%
99341215 512965 Substitute Teac	15,000	0	15,000	5,714.24	.00	9,285.76	38.1%
99341215 513001 Overtime - Cler	30,000	0	30,000	6,522.90	.00	23,477.10	21.7%
99341218 530002 Contracted Svcs	35,000	0	35,000	.00	35,000.00	.00	100.0%
99341218 530041 Contracted Svcs	5,000	0	5,000	685.28	4,314.72	.00	100.0%
99341218 531702 Advertising	30,000	0	30,000	10,390.95	9,088.00	10,521.05	64.9%
99341218 531800 Printing & Bind	15,000	0	15,000	1,679.13	6,246.00	7,074.87	52.8%
99341218 536900 Postage	50,000	0	50,000	20,509.98	10,000.00	19,490.02	61.0%
99341221 544400 LHS Data Proces	15,000	0	15,000	.00	1,277.40	13,722.60	8.5%
99341224 570100 Program & Analy	30,000	200	30,200	22,495.25	.00	7,704.75	74.5%
99341224 570402 Internet Servic	125,000	0	125,000	39,845.18	36,369.53	48,785.29	61.0%
99341224 575270 Photocopier Pur	52,000	0	52,000	2,587.26	3,880.89	45,531.85	12.4%
99341224 575422 Photocopier Mai	25,000	50,000	75,000	.00	.00	75,000.00	.0%
99341224 577600 Admin. Tech. -	28,000	0	28,000	19,756.23	2,762.60	5,481.17	80.4%
99341224 577717 Admin. Tech. -	204,000	0	204,000	203,294.50	.00	705.50	99.7%
99341227 570102 Admin. Tech. -	51,000	0	51,000	20,248.00	3,843.00	26,909.00	47.2%
99341228 573700 School Webmaste	2,500	0	2,500	.00	.00	2,500.00	.0%
99341230 512902 Clerical Staff	822,032	0	822,032	479,242.07	.00	342,789.93	58.3%
99341230 512973 ASSISTANT HR DI	83,240	0	83,240	36,453.15	.00	46,786.85	43.8%
99341231 511100 Part-Time Compu	50,000	0	50,000	14,520.45	.00	35,479.55	29.0%
99341232 512140 Student Databas	88,443	0	88,443	26,270.09	.00	62,172.91	29.7%
99341232 512203 Asst Database A	46,822	0	46,822	.00	.00	46,822.00	.0%
99341233 520703 Tech. Helpdesk	56,105	0	56,105	26,706.75	.00	29,398.25	47.6%
99341303 512902 School Committe	20,000	0	20,000	9,615.50	.00	10,384.50	48.1%
99341303 512918 School Committe	72,000	0	72,000	34,615.50	.00	37,384.50	48.1%
99341312 577732 SC - Subscripti	3,500	0	3,500	3,500.00	.00	.00	100.0%
99341312 577766 SC - Expenses	5,340	0	5,340	5,340.00	.00	.00	100.0%
99341312 577769 SC - Membership	2,450	0	2,450	2,450.00	.00	.00	100.0%




FOR 2019 06

	ORIGINAL APPROP	TRANFRS/ ADJSTMTS	REVISED BUDGET	YTD EXPENDED	ENCUMBRANCES	AVAILABLE BUDGET	PCT USED
99341403 512116 Attendance Offi	73,197	0	73,197	23,693.07	.00	49,503.93	32.4%
99341403 512910 Attendance Moni	34,284	0	34,284	21,269.64	.00	13,014.36	62.0%
99341504 530002 Student Sppt -	23,000	0	23,000	20,765.50	217.50	2,017.00	91.2%
99341506 545700 Student Sppt -	15,000	0	15,000	8,781.21	470.87	5,747.92	61.7%
99345006 563600 Employee Health	16,353,050	0	16,353,050	8,584,133.11	.00	7,768,916.89	52.5%
99347103 512906 Director of Ope	83,240	0	83,240	39,622.98	.00	43,617.02	47.6%
99347103 512960 Administration	46,493	0	46,493	22,795.50	.00	23,697.50	49.0%
99347103 513000 Overtime - Cust	70,000	-15,000	55,000	40,356.78	.00	14,643.22	73.4%
99347103 513101 Overtime - Man	95,000	-15,000	80,000	75,946.82	.00	4,053.18	94.9%
99347106 530002 Maintenance - C	150,000	2,031	152,031	104,845.77	47,161.18	24.13	100.0%
99347109 544400 Maintenance - S	129,554	21,000	150,554	77,746.36	42,754.20	30,053.44	80.0%
99347112 537600 Utility - Water	0	0	0	89,290.37	.00	-89,290.37	100.0%*
99347112 575243 Maintenance - B	7,000	152	7,152	6,769.39	331.98	51.12	99.3%
99347112 575370 Utility - Telep	20,000	60,000	80,000	73,840.88	.00	6,159.12	92.3%
99347112 575452 Maintenance - F	42,000	-20,000	22,000	12,950.00	.00	9,050.00	58.9%
99347112 577723 Maintenance - S	11,000	-10,959	41	41.34	.00	.00	100.0%
99347203 576110 Capital Equipme	125,000	0	125,000	52,227.03	20,706.17	52,066.80	58.3%
99348006 530002 Transportation	4,000	0	4,000	808.39	.00	3,191.61	20.2%
99348009 541000 Transportation	5,000	0	5,000	5,000.00	.00	.00	100.0%
99348009 544400 Transportation	8,000	0	8,000	6,579.55	890.00	530.45	93.4%
99348012 577615 Transportation	4,423,541	1,510	4,425,051	1,417,887.36	2,170,639.57	836,524.07	81.1%
TOTAL EDUCATION	165,522,325	1,252,617	166,774,942	63,957,353.74	8,746,019.57	94,071,569.13	43.6%
TOTAL EXPENSES	165,522,325	1,252,617	166,774,942	63,957,353.74	8,746,019.57	94,071,569.13	
4 PUBLIC WORKS							
400 DPW GENERAL							
04004151 511000 SALARIES - PERM	502,526	0	502,526	227,017.29	.00	275,508.71	45.2%
04004151 512000 S & W TEMPORARY	15,000	7,000	22,000	.00	.00	22,000.00	.0%
04004152 520100 ENERGY- ELECTRI	156,000	0	156,000	54,316.05	.00	101,683.95	34.8%
04004152 520101 ENERGY- HEATING	35,000	0	35,000	1,368.02	.00	33,631.98	3.9%
04004153 520200 TELEPHONE	2,500	0	2,500	1,440.25	1,059.75	.00	100.0%
04004153 520500 REPAIR & MAINT-	42,250	2,790	45,040	18,775.84	16,736.83	9,526.83	78.8%
04004153 520503 REPAIR & MAINT	45,000	0	45,000	5,839.14	32,158.86	7,002.00	84.4%
04004153 524000 RENTAL OF EQUIP	7,500	276	7,776	1,019.66	629.97	6,125.93	21.2%
04004153 524004 UNIFORM RENTAL	12,000	0	12,000	5,121.75	4,878.25	2,000.00	83.3%
04004153 525100 LEASING EQUIP.	10,000	275	10,275	3,989.00	3,714.00	2,572.00	75.0%
04004153 530000 PROFESSIONAL SE	70,000	362	70,362	27,611.89	14,294.75	28,455.52	59.6%
04004153 530058 INSPECTION STIC	12,000	2,100	14,100	.00	5,643.00	8,457.00	40.0%




FOR 2019 06

4	PUBLIC WORKS	ORIGINAL APPROP	TRANFRS/ADJSTMTS	REVISED BUDGET	YTD EXPENDED	ENCUMBRANCES	AVAILABLE BUDGET	PCT USED
	04004153 530062 TREE REMOVAL SE	75,000	0	75,000	57,470.00	17,530.00	.00	100.0%
	04004153 530105 TRAINING/EVALUA	5,000	0	5,000	.00	.00	5,000.00	.0%
	04004153 531702 ADVERTISING	3,000	1,072	4,072	645.00	1,564.98	1,862.00	54.3%
	04004154 542500 AUTOMOTIVE-TIRE	90,000	702	90,702	42,629.84	26,900.46	21,171.84	76.7%
	04004154 542501 GAS & MOTOR OIL	70,000	0	70,000	-2,498.78	43,663.75	28,835.03	58.8%
	04004154 543700 PUBLIC WORKS-SU	12,500	0	12,500	1,758.24	3,810.88	6,930.88	44.6%
	04004154 544000 ELECTRICAL SUPP	85,000	787	85,787	13,599.36	56,840.97	15,347.00	82.1%
	04004154 544400 OFFICE SUPPLIES	3,500	1,000	4,500	1,657.61	2,462.82	379.57	91.6%
	04004154 589110 OVERFLOW BAGS	30,000	-2,000	28,000	.00	13,000.00	15,000.00	46.4%
	04004157 570704 TRANSPORATION R	3,700	0	3,700	.00	.00	3,700.00	.0%
	04004157 571300 DPW-VARIOUS SCH	118,000	66,558	184,558	99,808.08	78,165.84	6,584.22	96.4%
	04004157 573400 MISCELLANEOUS C	5,500	0	5,500	4,470.86	.00	1,029.14	81.3%
	04004170 589111 PLOWS & FRAMES	10,000	135	10,135	.00	134.75	10,000.00	1.3%
	04004170 589122 REPLACE ALARM S	17,500	0	17,500	4,889.17	3,110.83	9,500.00	45.7%
	04004170 589165 IRRIGATION EQUI	5,000	0	5,000	.00	1,000.00	4,000.00	20.0%
	04007953 520507 REPAIR & MAINT-	90,000	-6,394	83,606	29,058.90	20,893.17	33,653.90	59.7%
	04007954 543100 CUSTODIAL-SUPPL	10,000	13	10,013	4,199.79	625.71	5,187.21	48.2%
	04007954 543400 GRAFFITI SUPPLI	9,000	0	9,000	447.63	1,541.37	7,011.00	22.1%
	04007954 543800 BUILDING-SUPPLI	75,000	-4,577	70,423	28,128.50	34,707.00	7,587.61	89.2%
	04007975 582500 BUILDING REHAB.	80,000	-485	79,515	28,038.78	41,440.67	10,035.65	87.4%
	04008151 511000 SALARIES - PERM	468,470	-12,500	455,970	219,485.47	.00	236,484.53	48.1%
	04008151 513000 SW OVERTIME	7,000	0	7,000	20,463.77	.00	-963.77	104.9%*
	04008351 511000 SALARIES - PERM	1,305,004	-10,500	1,294,504	564,260.35	.00	730,243.65	43.6%
	04008351 513000 SW OVERTIME	21,000	3,500	24,500	24,415.20	.00	84.80	99.7%
	04008551 513000 SNOW OVERTIME	200,000	0	200,000	47,750.44	.00	152,249.56	23.9%
	04008753 529600 SNOW & ICE REMO	775,000	0	775,000	103,475.00	804,025.00	-132,500.00	117.1%*
	04008757 573400 MISCELLANEOUS C	50,000	0	50,000	21,650.31	68,324.23	-39,974.54	179.9%*
	04008766 542300 SNOW-ICE SAND &	325,000	0	325,000	72,337.10	252,662.90	.00	100.0%
	04008952 520103 ENERGY-STREET L	424,000	0	424,000	242,858.22	8,707.77	172,434.01	59.3%
	04008953 520513 REPAIR & MAINT-	25,000	0	25,000	11,196.67	12,772.70	1,030.63	95.9%
	04009175 588503 IMPROV-HIGHWAY-	20,000	0	20,000	16,621.51	878.49	2,500.00	87.5%
	04009353 521400 HAZARDOUS WASTE	17,500	825	18,325	9,695.18	4,793.87	3,836.25	79.1%
	04009353 521504 TRASH COLLECTIO	5,455,000	17,248	5,472,248	2,407,182.08	2,867,379.30	197,686.17	96.4%
	04009353 545700 RECYCLING SUPPL	10,000	37	10,037	2,570.00	2,104.00	5,363.00	46.6%
	04009557 571903 INS. PREMIUMS -	290,000	-72,146	217,854	217,854.00	.00	.00	100.0%
491 CEMETERY								
	04914151 511000 SALARIES - PERM	204,798	0	204,798	96,743.00	.00	108,055.00	47.2%
	04914151 512000 S & W TEMPORARY	10,000	0	10,000	3,125.00	.00	6,875.00	31.3%
	04914151 513000 OVERTIME	18,126	20,000	38,126	11,604.08	.00	26,521.92	30.4%
	04914152 520101 ENERGY- HEATING	9,000	0	9,000	.00	.00	9,000.00	.0%
	04914153 520100 ENERGY- ELECTRI	5,000	0	5,000	1,998.95	.00	3,001.05	40.0%



FOR 2019 06

	ORIGINAL APPROP	TRANFRS/ ADJSTMTS	REVISED BUDGET	YTD EXPENDED	ENCUMBRANCES	AVAILABLE BUDGET	PCT USED
04914153 530000 PROFESSIONAL SE	163,000	28,540	191,540	99,105.46	65,074.47	27,360.07	85.7%
04914157 573400 MISCELLANEOUS C	900	0	900	2.87	109.51	787.62	12.5%
04914170 580301 CEMETERY GEN.IM	3,750	20,000	23,750	11,629.00	.00	12,121.00	49.0%
04914170 589188 FENCES	10,000	0	10,000	3,200.00	3,150.00	3,650.00	63.5%
04914175 580300 WESTLAWN II-CEM	3,500	0	3,500	3,500.00	.00	.00	100.0%
04914254 542700 GROUNDSKEEPING-	3,750	0	3,750	3,290.52	450.00	9.48	99.7%
04914254 544400 OFFICE SUPPLIES	1,500	0	1,500	239.95	705.63	554.42	63.0%
04914254 545100 CEMETERY-FLOWER	3,000	0	3,000	.00	1,260.00	1,740.00	42.0%
04914254 545300 MISC-SUPPLIES-O	250	0	250	.00	.00	250.00	.0%
TOTAL PUBLIC WORKS	11,537,024	77,117	11,614,141	4,877,056.00	4,518,906.48	2,218,178.82	80.9%
TOTAL EXPENSES	11,537,024	77,117	11,614,141	4,877,056.00	4,518,906.48	2,218,178.82	
5 HEALTH & HUMAN SERVICES							
510 HEALTH DEPARTMENT							
05104151 511000 SALARIES - PERM	2,479,296	0	2,479,296	1,100,015.27	.00	1,379,280.73	44.4%
05104151 512000 S & W TEMPORARY	7,800	0	7,800	3,157.50	.00	4,642.50	40.5%
05104151 512963 STIPENDS- OTHER	33,850	0	33,850	425.00	.00	33,425.00	1.3%
05104151 513000 OVERTIME	1,540	0	1,540	643.72	.00	896.28	41.8%
05104153 520100 ENERGY-ELECTRIC	24,000	0	24,000	5,258.68	.00	18,741.32	21.9%
05104153 520200 TELEPHONE	3,000	767	3,767	2,434.75	1,169.64	162.45	95.7%
05104153 520500 REPAIR & MAINT-	3,600	380	3,980	1,171.00	2,669.00	140.00	96.5%
05104153 530000 PROFESSIONAL SE	30,000	0	30,000	.00	11,326.20	18,673.80	37.8%
05104153 531702 ADVERTISING	1,000	0	1,000	.00	.00	1,000.00	.0%
05104153 531800 PRINTING & BIN	1,500	0	1,500	200.70	48.30	1,251.00	16.6%
05104154 541000 COMPUTER EQUIPM	500	280	780	191.66	280.32	308.34	60.5%
05104157 570401 DUES & SUBSCRIP	1,900	100	2,000	1,290.00	530.00	180.00	91.0%
05104157 570702 TRANS REIMBURS.	14,000	40	14,040	1,802.93	855.00	11,382.07	18.9%
05104170 589161 MISC EQUIPMENT	1,500	0	1,500	468.63	.00	1,031.37	31.2%
05104170 589166 OFFICE FURNITUR	750	0	750	.00	.00	750.00	.0%
05104254 543100 CUSTODIAL-SUPPL	500	0	500	.00	384.03	115.97	76.8%
05104254 544100 HEALTH NURSE SU	16,000	0	16,000	7,806.53	.00	8,193.47	48.8%
05104254 544400 OFFICE SUPPLIES	1,000	0	1,000	725.02	62.00	212.98	78.7%
05104254 545300 MISC-SUPPLIES-O	500	0	500	165.55	.00	334.45	33.1%
05104254 582521 OUTREACH SERVIC	5,000	0	5,000	1,292.18	585.92	3,121.90	37.6%
541 COUNCIL ON AGING							
05414151 511000 SALARIES - PERM	288,170	0	288,170	149,120.77	.00	139,049.23	51.7%



FOR 2019 06

	ORIGINAL APPROP	TRANFRS/ ADJSTMTS	REVISED BUDGET	YTD EXPENDED	ENCUMBRANCES	AVAILABLE BUDGET	PCT USED
<u>05414152 520100 ENERGY- ELECTRI</u>	48,000	0	48,000	20,403.41	.00	27,596.59	42.5%
<u>05414152 520101 ENERGY- HEATING</u>	14,000	0	14,000	1,680.10	.00	12,319.90	12.0%
<u>05414153 520500 REPAIR & MAINT</u>	2,000	135	2,135	100.94	548.55	1,485.51	30.4%
<u>05414153 530017 ELDERLY SERVICE</u>	1,500	124	1,624	793.85	471.45	358.50	77.9%
<u>05414154 542000 MEALS ON WHEELS</u>	20,000	0	20,000	15,431.08	1,484.09	3,084.83	84.6%
<u>05414154 542300 GAS & MOTOR OIL</u>	3,500	0	3,500	1,506.98	.00	1,993.02	43.1%
<u>05414154 543000 CLEANING-SUPPLI</u>	2,000	295	2,295	782.14	189.22	1,323.84	42.3%
<u>05414154 544400 OFFICE SUPPLIES</u>	1,000	3	1,003	.00	639.93	363.45	63.8%
<u>05414157 570702 TRANS REIMBURS.</u>	250	250	500	190.28	.00	309.72	38.1%
<u>05414159 589137 NEW VEHICLES</u>	0	184,835	184,835	.00	.00	184,835.00	.0%
<u>05414159 589161 MISC EQUIPMENT</u>	2,000	107	2,107	.00	956.28	1,151.05	45.4%
<u>05414257 571903 INS. PREMIUMS -</u>	21,000	0	21,000	.00	15,586.65	5,413.35	74.2%

543 VETERAN'S

<u>05434151 511000 SALARIES - PERM</u>	154,130	0	154,130	74,469.26	.00	79,660.74	48.3%
<u>05434153 535900 CELEBRATIONS</u>	7,000	0	7,000	3,903.64	.00	3,096.36	55.8%
<u>05434154 544400 OFFICE SUPPLIES</u>	1,000	0	1,000	.00	169.80	830.20	17.0%
<u>05434157 570702 TRANS REIMBURS.</u>	1,650	0	1,650	134.00	.00	1,516.00	8.1%
<u>05434157 573100 VETERANS' SERVI</u>	640,000	0	640,000	326,552.52	.00	313,447.48	51.0%
TOTAL HEALTH & HUMAN SERVICES	3,834,436	187,317	4,021,753	1,722,118.09	37,956.38	2,261,678.40	43.8%
TOTAL EXPENSES	3,834,436	187,317	4,021,753	1,722,118.09	37,956.38	2,261,678.40	

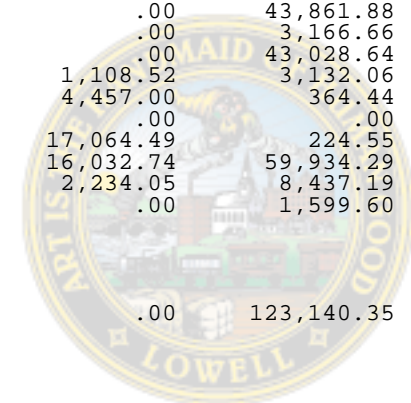
6 CULTURE & RECREATION

610 LIBRARY

<u>06104151 511000 SALARIES - PERM</u>	935,416	0	935,416	444,009.91	.00	491,406.09	47.5%
<u>06104151 512000 SW TEMPORARY</u>	73,749	0	73,749	29,887.12	.00	43,861.88	40.5%
<u>06104151 514300 SHIFT DIFFERENT</u>	5,388	0	5,388	2,221.34	.00	3,166.66	41.2%
<u>06104152 520100 ENERGY- ELECTRI</u>	76,000	0	76,000	32,971.36	.00	43,028.64	43.4%
<u>06104153 520500 REPAIR & MAINT-</u>	6,000	0	6,000	1,759.42	1,108.52	3,132.06	47.8%
<u>06104153 525100 LEASING EQUIP.</u>	33,000	0	33,000	28,178.56	4,457.00	364.44	98.9%
<u>06104153 529200 MV-LIBRARY-CONS</u>	54,598	0	54,598	54,598.00	.00	.00	100.0%
<u>06104153 530000 PROFESSIONAL SE</u>	28,600	81	28,681	11,392.17	17,064.49	224.55	99.2%
<u>06104154 540400 LIBRARY-AUD/MIC</u>	139,557	800	140,357	64,389.97	16,032.74	59,934.29	57.3%
<u>06104154 544400 OFFICE SUPPLIES</u>	19,000	0	19,000	8,328.76	2,234.05	8,437.19	55.6%
<u>06104254 543100 CUSTODIAL-SUPPL</u>	3,000	0	3,000	1,400.40	.00	1,599.60	46.7%


630 RECREATION

<u>06304151 511000 SALARIES - PERM</u>	222,159	0	222,159	99,018.65	.00	123,140.35	44.6%
--	---------	---	---------	-----------	-----	------------	-------



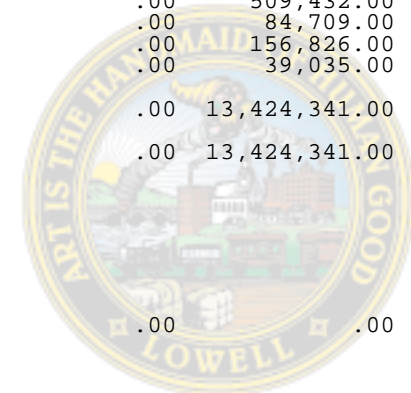
FOR 2019 06

	ORIGINAL APPROP	TRANFRS/ ADJSTMTS	REVISED BUDGET	YTD EXPENDED	ENCUMBRANCES	AVAILABLE BUDGET	PCT USED
06304151 512000 S & W TEMPORARY	532,685	0	532,685	392,051.99	.00	140,633.01	73.6%
06304151 513000 OVERTIME	3,847	0	3,847	.00	.00	3,847.00	.0%
06304153 520609 WINTER RECREATI	2,500	0	2,500	1,340.00	1,150.00	10.00	99.6%
06304153 530036 SPECIAL PROGRAM	13,000	23	13,023	7,941.31	1,206.97	3,874.26	70.2%
06304153 536900 POSTAGE	85	0	85	.00	.00	85.00	.0%
06304154 540102 SUMMER PROGRAM	15,000	1,543	16,543	780.00	763.06	15,000.00	9.3%
06304154 544400 OFFICE SUPPLIES	900	0	900	.00	237.77	662.23	26.4%
06304157 570702 TRANS REIMBURS.	6,500	0	6,500	4,843.31	.00	1,656.69	74.5%
06304157 573400 MISCELLANEOUS C	9,500	2,822	12,322	4,988.37	4,950.79	2,382.44	80.7%
650 PARKS							
06504151 511000 SALARIES - PERM	1,327,480	0	1,327,480	564,350.95	.00	763,129.05	42.5%
06504151 512000 S & W TEMPORARY	100,000	0	100,000	46,596.00	.00	53,404.00	46.6%
06504151 513000 OVERTIME	117,000	0	117,000	53,659.90	.00	63,340.10	45.9%
06504151 513005 OVERTIME-SPECIA	10,000	0	10,000	6,550.76	.00	3,449.24	65.5%
06504151 514300 SW SHIFT DIFFER	1,000	0	1,000	831.86	.00	168.14	83.2%
06504152 520100 ENERGY- ELECTRI	141,000	0	141,000	69,846.54	.00	71,153.46	49.5%
06504152 520101 ENERGY- HEATING	33,000	0	33,000	1,885.43	.00	31,114.57	5.7%
06504153 520200 TELEPHONE	2,000	0	2,000	330.81	1,369.19	300.00	85.0%
06504153 520500 REPAIR & MAINT-	58,000	0	58,000	12,141.96	5,400.41	40,457.63	30.2%
06504153 520611 POOL MAINTENANC	7,500	0	7,500	5,980.90	.00	1,519.10	79.7%
06504153 530000 PROFESSIONAL SE	37,500	0	37,500	13,942.60	12,969.90	10,587.50	71.8%
06504153 530105 TRAINING/EVALUA	500	0	500	500.00	.00	.00	100.0%
06504153 531002 BOTANICAL GARDE	5,000	0	5,000	.00	.00	5,000.00	.0%
06504153 531702 ADVERTISING	750	0	750	.00	.00	750.00	.0%
06504154 540103 PARK SUPPLIES-O	35,000	0	35,000	14,056.19	5,112.30	15,831.51	54.8%
06504154 542300 GAS & MOTOR OIL	30,000	0	30,000	22,252.75	.00	7,747.25	74.2%
06504154 544400 OFFICE SUPPLIES	1,000	0	1,000	.00	438.93	561.07	43.9%
06504154 545300 MISC-SUPPLIES-O	9,750	0	9,750	2,709.84	39.75	7,000.41	28.2%
06504157 573200 LICENSES	5,000	0	5,000	3,019.90	305.00	1,675.10	66.5%
06504170 589161 MISC EQUIPMENT	9,620	0	9,620	130.15	69.85	9,420.00	2.1%
06504170 589188 FENCES	22,250	0	22,250	.00	8,350.00	13,900.00	37.5%
06504170 589193 TRIMMER, MOWERS	1,500	0	1,500	826.66	.00	673.34	55.1%
06504170 589218 COMMUNICATION E	1,450	0	1,450	.00	.00	1,450.00	.0%
06504175 580306 FIELD MAINT/OTH	5,000	0	5,000	4,468.68	.00	531.32	89.4%
06504175 580307 VARNUM PARK- IM	3,500	0	3,500	.00	.00	3,500.00	.0%
06504175 589223 PARKS-POOL RENO	4,000	0	4,000	2,025.00	.00	1,975.00	50.6%
06504254 541000 COMPUTER EQUIPM	2,500	0	2,500	.00	.00	2,500.00	.0%
06504275 588400 IMPROV-PARKS &	90,000	0	90,000	20,413.11	2,500.00	67,086.89	25.5%
06504275 588400 DISPO IMPROV-PAR	3,500	0	3,500	.00	2,000.00	1,500.00	57.1%
06504275 588400 FEROS IMPROV-PAR	4,000	0	4,000	4,000.00	.00	.00	100.0%
06504275 588400 FLAHS IMPROV-PAR	2,500	0	2,500	2,500.00	.00	.00	100.0%



FOR 2019 06

	ORIGINAL APPROP	TRANFRS/ ADJSTMTS	REVISED BUDGET	YTD EXPENDED	ENCUMBRANCES	AVAILABLE BUDGET	PCT USED
06504275 588400 PHYTS IMPROV-PAR	1,500	1,205	2,705	1,480.00	1,225.00	.00	100.0%
06504275 588400 TME IMPROV-PARK	4,000	0	4,000	3,670.14	85.98	243.88	93.9%
06504275 588400 WEEDS IMPROV-PAR	5,500	0	5,500	5,500.00	.00	.00	100.0%
06504354 543800 BUILDING-SUPPLI	4,000	0	4,000	.00	.00	4,000.00	.0%
TOTAL CULTURE & RECREATION	4,266,784	6,473	4,273,257	2,053,770.77	89,071.70	2,130,414.94	50.1%
TOTAL EXPENSES	4,266,784	6,473	4,273,257	2,053,770.77	89,071.70	2,130,414.94	
7 DEBT SERVICES							
710 PRINCIPAL ON MATURING DEBT							
07109795 530000 PROFESSIONAL SE	514,951	0	514,951	433,015.08	.00	81,935.92	84.1%
07109795 597000 INT ON GEN LONG	2,749,753	0	2,749,753	1,357,159.42	.00	1,392,593.58	49.4%
07109795 597300 DEBT PRINCIPAL-	6,178,140	0	6,178,140	5,542,000.00	.00	636,140.00	89.7%
TOTAL DEBT SERVICES	9,442,844	0	9,442,844	7,332,174.50	.00	2,110,669.50	77.6%
TOTAL EXPENSES	9,442,844	0	9,442,844	7,332,174.50	.00	2,110,669.50	
8 STATE ASSESSMENTS							
800 INTERGOVERNMENTAL							
08009704 563001 CHARTER SCHOOL	24,059,562	0	24,059,562	11,893,670.00	.00	12,165,892.00	49.4%
08009704 563002 SCHOOL CHOICE	896,289	0	896,289	520,916.00	.00	375,373.00	58.1%
08009704 563003 ESSEX COUNTY TE	80,000	0	80,000	.00	.00	80,000.00	.0%
08009704 564000 AIR POLLUTION C	26,148	0	26,148	13,074.00	.00	13,074.00	50.0%
08009704 564001 REGIONL TRANSIT	1,018,868	0	1,018,868	509,436.00	.00	509,432.00	50.0%
08009704 564004 SPECIAL EDUCATI	84,709	0	84,709	.00	.00	84,709.00	.0%
08009704 564005 NON RENEWAL-EXC	313,660	0	313,660	156,834.00	.00	156,826.00	50.0%
08009704 564006 MOSQUITO CONTRO	74,978	0	74,978	35,943.00	.00	39,035.00	47.9%
TOTAL STATE ASSESSMENTS	26,554,214	0	26,554,214	13,129,873.00	.00	13,424,341.00	49.4%
TOTAL EXPENSES	26,554,214	0	26,554,214	13,129,873.00	.00	13,424,341.00	
9 MISCELLANEOUS							
910 RETIREMENT							
09109716 521800 RETIRE-PENSION	7,168,042	0	7,168,042	7,168,042.00	.00	.00	100.0%



FOR 2019 06

9	MISCELLANEOUS	ORIGINAL APPROP	TRANFRS/ ADJSTMTS	REVISED BUDGET	YTD EXPENDED	ENCUMBRANCES	AVAILABLE BUDGET	PCT USED
	09109716 560800 RET-PENSION (CI	18,777,789	-10,003	18,767,786	18,767,785.79	.00	.21	100.0%
	09109716 572600 NON-CONTRIB-PEN	35,000	0	35,000	17,153.25	.00	17,846.75	49.0%
912 WORKER'S COMPENSATION								
	09129711 516900 WORKMENS COMP-	450,000	0	450,000	424,644.80	.00	25,355.20	94.4%
	09129711 517100 WRKMEN-COMP-CIT	175,000	0	175,000	111,019.61	.00	63,980.39	63.4%
913 UNEMPLOYMENT INSURANCE								
	09139710 517200 UNEMPLOYMENT CO	100,000	0	100,000	54,032.36	.00	45,967.64	54.0%
	09139710 517201 UEMPLOYMENT CO	175,000	0	175,000	109,987.49	.00	65,012.51	62.8%
914 HEALTH INSURANCE								
	09149713 563600 HEALTH INSURANC	23,678,000	0	23,678,000	11,486,605.48	.00	12,191,394.52	48.5%
916 MEDICARE								
	09139714 572000 MEDICARE- HEALT	2,792,260	0	2,792,260	1,166,862.33	.00	1,625,397.67	41.8%
	TOTAL MISCELLANEOUS	53,351,091	-10,003	53,341,088	39,306,133.11	.00	14,034,954.89	73.7%
	TOTAL EXPENSES	53,351,091	-10,003	53,341,088	39,306,133.11	.00	14,034,954.89	
	GRAND TOTAL	353,527,796	1,963,370	355,491,166	167,034,269.16	15,401,568.19	173,055,329.00	51.3%

** END OF REPORT - Generated by Bryan Perry **

